

**BUGETUL DE VENITURI PROPRII SI  
SUBVENTII RECTIFICAT PE ANUL 2024 -  
BUGET INDIVIDUAL  
Sursa de finantare: 02F**

(lei)

| Denumirea indicatorului bugetar   | Cod rand  | Indicator bugetar | Total anterior (T1a+T2a+T3a+T4a) | Influente (Total - Total anterior) | Total (T1+T2+T3+T4) |
|---|-----------|-------------------|----------------------------------|------------------------------------|---------------------|
| <b>SECTIUNEA TOTAL</b>  |           |                   |                                  |                                    |                     |
| <b>TOTAL VENITURI</b>   | <b>1</b>  | <b>00.01</b>      | <b>199.540.000</b>               | <b>5.918.000</b>                   | <b>205.458.000</b>  |
| I. VENITURI CURENTE   | 2         | 00.02             | 101.501.386                      | 0                                  | 101.501.386         |
| C. VENITURI NEFISCALE   | 3         | 16.00.03          | 101.501.386                      | 0                                  | 101.501.386         |
| C2. VANZARI DE BUNURI SI SERVICII   | 4         | 31.00.01          | 101.501.386                      | 0                                  | 101.501.386         |
| Venituri din prestari de servicii si alte activitati  | 5         | 33.02F            | 101.501.386                      | 0                                  | 101.501.386         |
| Venituri din prestari de servicii   | 6         | 33.02F.08         | 484.386                          | 0                                  | 484.386             |
| Venituri din contractele incheiate cu casele de asigurari sociale de sanatate   | 7         | 33.02F.21         | 61.985.000                       | 0                                  | 61.985.000          |
| Venituri din contractele incheiate cu directiile de sanatate publica din sume alocate de la bugetul de stat           | 8         | 33.02F.30         | 38.900.000                       | 0                                  | 38.900.000          |
| Alte venituri din prestari de servicii si alte activitati   | 9         | 33.02F.50         | 132.000                          | 0                                  | 132.000             |
| II. VENITURI DIN CAPITAL  | 10        | 39.00.01          | 3.638.614                        | 0                                  | 3.638.614           |
| Incasari din rambursarea imprumuturilor acordate  | 11        | 40.02F            | 3.638.614                        | 0                                  | 3.638.614           |
| Sume utilizate din excedentul anului precedent pentru efectuarea de cheltuieli  | 12        | 40.02F.15         | 3.638.614                        | 0                                  | 3.638.614           |
| Sume utilizate de administratiile locale din excedentul anului precedent pentru sectiunea de functionare              | 13        | 40.02F.15.01      | 3.638.614                        | 0                                  | 3.638.614           |
| SUBVENTII DE LA ALTE NIVELE ALE ADMINISTRATIEI PUBLICE  | 14        | 42.00.02          | 94.400.000                       | 5.918.000                          | 100.318.000         |
| Subventii de la bugetul de stat   | 15        | 42.02F            | 8.750.000                        | 0                                  | 8.750.000           |
| Alocari de sume din PNRR aferente asistent?ei financiare nerambursabile   | 16        | 42.02F.88         | 8.750.000                        | 0                                  | 8.750.000           |
| Fonduri europene nerambursabile   | 17        | 42.02F.88.01      | 7.353.000                        | 0                                  | 7.353.000           |
| Sume aferente TVA   | 18        | 42.02F.88.03      | 1.397.000                        | 0                                  | 1.397.000           |
| Subventii de la alte administratii  | 19        | 43.02F            | 85.650.000                       | 5.918.000                          | 91.568.000          |
| Subventii de la bugetele locale pentru finantarea cheltuielilor curente in domeniul santatii                          | 20        | 43.02F.10         | 27.000.000                       | 0                                  | 27.000.000          |
| Subventii de la bugetul local pentru finantarea cheltuielilor de capital din domeniul santatii                        | 21        | 43.02F.14         | 6.650.000                        | 5.918.000                          | 12.568.000          |
| Subventii din bugetul Fondului national unic de asigurari sociale de sanatate pentru acoperirea cresterilor salariale | 22        | 43.02F.33         | 52.000.000                       | 0                                  | 52.000.000          |
|   |           |                   |                                  |                                    |                     |
| <b>TOTAL CHELTUIELI</b>   | <b>23</b> |                   | <b>199.540.000</b>               | <b>5.918.000</b>                   | <b>205.458.000</b>  |
| CHELTUIELI CURENTE  | 24        | 01                | 192.890.000                      | 0                                  | 192.890.000         |
| TITLUL I CHELTUIELI DE PERSONAL   | 25        | 10                | 126.230.000                      | 0                                  | 126.230.000         |
| Cheltuieli salariale in bani  | 26        | 10.01             | 122.040.000                      | 0                                  | 122.040.000         |
| Salarii de baza   | 27        | 10.01.01          | 87.590.000                       | 0                                  | 87.590.000          |
| Sporuri pentru conditii de munca  | 28        | 10.01.05          | 12.700.000                       | 0                                  | 12.700.000          |



| Denumirea indicatorului bugetar                           | Cod rand | Indicator bugetar | Total anterior (T1a+T2a+T3a+T4a) | Influente (Total - Total anterior) | Total (T1+T2+T3+T4) |
|---|----------|-------------------|----------------------------------|------------------------------------|---------------------|
| Alte sporuri  | 29       | 10.01.06          | 11.350.000                       | 0                                  | 11.350.000          |
| Indemnizatie de hrana                                     | 30       | 10.01.17          | 3.900.000                        | 0                                  | 3.900.000           |
| Alte drepturi salariale in bani                           | 31       | 10.01.30          | 6.500.000                        | 0                                  | 6.500.000           |
| Cheltuieli salariale in natura                            | 32       | 10.02             | 1.400.000                        | 0                                  | 1.400.000           |
| Tichete de vacanta  | 33       | 10.02.06          | 1.400.000                        | 0                                  | 1.400.000           |
| Contributii   | 34       | 10.03             | 2.790.000                        | 0                                  | 2.790.000           |
| Contributia asiguratorie pentru munca                     | 35       | 10.03.07          | 2.790.000                        | 0                                  | 2.790.000           |
| <b>TITLUL II BUNURI SI SERVICII</b>                       | 36       | 20                | 57.030.000                       | 0                                  | 57.030.000          |
| Bunuri si servicii  | 37       | 20.01             | 16.120.000                       | 0                                  | 16.120.000          |
| Furnituri de birou  | 38       | 20.01.01          | 320.000                          | 0                                  | 320.000             |
| Materiale pentru curatenie                                | 39       | 20.01.02          | 1.000.000                        | 0                                  | 1.000.000           |
| Incalzit, iluminat si forta motrica                       | 40       | 20.01.03          | 3.100.000                        | 0                                  | 3.100.000           |
| Apa, canal si salubritate                                 | 41       | 20.01.04          | 600.000                          | 0                                  | 600.000             |
| Carburanti si lubrifianti                                 | 42       | 20.01.05          | 100.000                          | 0                                  | 100.000             |
| Piese de schimb   | 43       | 20.01.06          | 2.100.000                        | 0                                  | 2.100.000           |
| Transport   | 44       | 20.01.07          | 950.000                          | 0                                  | 950.000             |
| Posta, telecomunicatii, radio, tv, internet               | 45       | 20.01.08          | 150.000                          | 0                                  | 150.000             |
| Materiale si prestari de servicii cu caracter functional  | 46       | 20.01.09          | 150.000                          | 0                                  | 150.000             |
| Alte bunuri si servicii pentru intretinere si functionare | 47       | 20.01.30          | 7.650.000                        | 0                                  | 7.650.000           |
| Reparatii curente   | 48       | 20.02             | 400.000                          | 0                                  | 400.000             |
| Hrana   | 49       | 20.03             | 1.660.000                        | 0                                  | 1.660.000           |
| Hrana pentru oameni                                       | 50       | 20.03.01          | 1.660.000                        | 0                                  | 1.660.000           |
| Medicamente si materiale sanitare                         | 51       | 20.04             | 37.523.000                       | 0                                  | 37.523.000          |
| Medicamente   | 52       | 20.04.01          | 22.200.000                       | 0                                  | 22.200.000          |
| Materiale sanitare  | 53       | 20.04.02          | 8.723.000                        | 0                                  | 8.723.000           |
| Reactivi  | 54       | 20.04.03          | 6.150.000                        | 0                                  | 6.150.000           |
| Dezinfectanti   | 55       | 20.04.04          | 450.000                          | 0                                  | 450.000             |
| Bunuri de natura obiectelor de inventar                   | 56       | 20.05             | 450.000                          | 0                                  | 450.000             |
| Uniforme si echipament                                    | 57       | 20.05.01          | 50.000                           | 0                                  | 50.000              |
| Lenjerie si accesorii de pat                              | 58       | 20.05.03          | 50.000                           | 0                                  | 50.000              |
| Alte obiecte de inventar                                  | 59       | 20.05.30          | 350.000                          | 0                                  | 350.000             |
| Deplasari, detasari, transferari                          | 60       | 20.06             | 60.000                           | 0                                  | 60.000              |
| Deplasari interne, detasari, transferari                  | 61       | 20.06.01          | 60.000                           | 0                                  | 60.000              |
| Carti, publicatii si materiale documentare                | 62       | 20.11             | 10.000                           | 0                                  | 10.000              |
| consultanta si expertiza                                  | 63       | 20.12             | 100.000                          | 0                                  | 100.000             |
| Pregatire profesionala                                    | 64       | 20.13             | 60.000                           | 0                                  | 60.000              |
| Protectia muncii  | 65       | 20.14             | 50.000                           | 0                                  | 50.000              |
| Alte cheltuieli   | 66       | 20.30             | 597.000                          | 0                                  | 597.000             |
| Protocol si reprezentare                                  | 67       | 20.30.02          | 17.000                           | 0                                  | 17.000              |
| Prime de asigurare non-viata                              | 68       | 20.30.03          | 150.000                          | 0                                  | 150.000             |
| Chirii  | 69       | 20.30.04          | 330.000                          | 0                                  | 330.000             |
| alte cheltuieli cu bunuri si servicii                     | 70       | 20.30.30          | 100.000                          | 0                                  | 100.000             |
| <b>TITLUL XI ALTE CHELTUIELI</b>                          | 71       | 59                | 880.000                          | 0                                  | 880.000             |
| Sume aferente persoanelor cu handicap neincadrate         | 72       | 59.40             | 880.000                          | 0                                  | 880.000             |



| Denumirea indicatorului bugetar  | Cod rand   | Indicator bugetar | Total anterior (T1a+T2a+T3a+T4a) | Influente (Total - Total anterior) | Total (T1+T2+T3+T4) |
|--|------------|-------------------|----------------------------------|------------------------------------|---------------------|
| <b>TITLUL XII PROIECTE CU FINANTARE DIN SUMELE REPREZENTAND ASISTENTA FINANCIARA NERAMBURSABILA AFERENTA PNRR</b>  | <b>73</b>  | <b>60</b>         | <b>8.750.000</b>                 | <b>0</b>                           | <b>8.750.000</b>    |
| Fonduri europene nerambursabile  | 74         | 60.01             | 0                                | 7.353.000                          | 7.353.000           |
| Sume aferente TVA  | 75         | 60.03             | 0                                | 1.397.000                          | 1.397.000           |
| Transferuri din bugetul de stat catre beneficiari institutii publice finantate partial sau integral din venituri proprii pentru derularea proiectelor din PNRR | 76         | 60.04             | 8.750.000                        | -8.750.000                         | 0                   |
| Fonduri europene nerambursabile  | 77         | 60.04.01          | 7.353.000                        | -7.353.000                         | 0                   |
| Sume aferente TVA  | 78         | 60.04.03          | 1.397.000                        | -1.397.000                         | 0                   |
| <b>CHELTUIELI DE CAPITAL</b>   | <b>79</b>  | <b>70</b>         | <b>6.650.000</b>                 | <b>5.918.000</b>                   | <b>12.568.000</b>   |
| <b>TITLUL XV ACTIVE NEFINANCIARE</b>   | <b>80</b>  | <b>71</b>         | <b>6.650.000</b>                 | <b>5.918.000</b>                   | <b>12.568.000</b>   |
| Active fixe  | 81         | 71.01             | 6.650.000                        | 5.918.000                          | 12.568.000          |
| Constructii  | 82         | 71.01.01          | 2.500.000                        | 1.755.000                          | 4.255.000           |
| Masini, echipamente si mijloace de transport   | 83         | 71.01.02          | 3.950.000                        | 4.163.000                          | 8.113.000           |
| Mobilier, aparatura birotica si alte active corporale  | 84         | 71.01.03          | 50.000                           | 0                                  | 50.000              |
| Alte active fixe   | 85         | 71.01.30          | 150.000                          | 0                                  | 150.000             |
|  |            |                   |                                  |                                    |                     |
| <b>Partea a III-a CHELTUIELI SOCIAL-CULTURALE</b>  | <b>86</b>  | <b>64.02F</b>     | <b>199.540.000</b>               | <b>5.918.000</b>                   | <b>205.458.000</b>  |
| <b>Sanatate</b>  | <b>87</b>  | <b>66.02F</b>     | <b>199.540.000</b>               | <b>5.918.000</b>                   | <b>205.458.000</b>  |
| CHELTUIELI CURENTE   | 88         | 01                | 192.890.000                      | 0                                  | 192.890.000         |
| <b>TITLUL I CHELTUIELI DE PERSONAL</b>   | <b>89</b>  | <b>10</b>         | <b>126.230.000</b>               | <b>0</b>                           | <b>126.230.000</b>  |
| Cheltuieli salariale in bani   | 90         | 10.01             | 122.040.000                      | 0                                  | 122.040.000         |
| Salarii de baza  | 91         | 10.01.01          | 87.590.000                       | 0                                  | 87.590.000          |
| Sporuri pentru conditii de munca   | 92         | 10.01.05          | 12.700.000                       | 0                                  | 12.700.000          |
| Alte sporuri   | 93         | 10.01.06          | 11.350.000                       | 0                                  | 11.350.000          |
| Indemnizatie de hrana  | 94         | 10.01.17          | 3.900.000                        | 0                                  | 3.900.000           |
| Alte drepturi salariale in bani  | 95         | 10.01.30          | 6.500.000                        | 0                                  | 6.500.000           |
| Cheltuieli salariale in natura   | 96         | 10.02             | 1.400.000                        | 0                                  | 1.400.000           |
| Tichete de vacanta   | 97         | 10.02.06          | 1.400.000                        | 0                                  | 1.400.000           |
| Contributii  | 98         | 10.03             | 2.790.000                        | 0                                  | 2.790.000           |
| Contributia asiguratorie pentru munca  | 99         | 10.03.07          | 2.790.000                        | 0                                  | 2.790.000           |
| <b>TITLUL II BUNURI SI SERVICII</b>  | <b>100</b> | <b>20</b>         | <b>57.030.000</b>                | <b>0</b>                           | <b>57.030.000</b>   |
| Bunuri si servicii   | 101        | 20.01             | 16.120.000                       | 0                                  | 16.120.000          |
| Furnituri de birou   | 102        | 20.01.01          | 320.000                          | 0                                  | 320.000             |
| Materiale pentru curatenie   | 103        | 20.01.02          | 1.000.000                        | 0                                  | 1.000.000           |
| Incalzit, iluminat si forta motrica  | 104        | 20.01.03          | 3.100.000                        | 0                                  | 3.100.000           |
| Apa, canal si salubritate  | 105        | 20.01.04          | 600.000                          | 0                                  | 600.000             |
| Carburanti si lubrifianti  | 106        | 20.01.05          | 100.000                          | 0                                  | 100.000             |
| Piese de schimb  | 107        | 20.01.06          | 2.100.000                        | 0                                  | 2.100.000           |
| Transport  | 108        | 20.01.07          | 950.000                          | 0                                  | 950.000             |
| Posta, telecomunicatii, radio, tv, internet  | 109        | 20.01.08          | 150.000                          | 0                                  | 150.000             |
| Materiale si prestari de servicii cu caracter functional   | 110        | 20.01.09          | 150.000                          | 0                                  | 150.000             |
| Alte bunuri si servicii pentru intretinere si functionare  | 111        | 20.01.30          | 7.650.000                        | 0                                  | 7.650.000           |
| Reparatii curente  | 112        | 20.02             | 400.000                          | 0                                  | 400.000             |
| Hrana  | 113        | 20.03             | 1.660.000                        | 0                                  | 1.660.000           |



| Denumirea indicatorului bugetar  | Cod rand | Indicator bugetar | Total anterior (T1a+T2a+T3a+T4a) | Influente (Total - Total anterior) | Total (T1+T2+T3+T4) |
|--|----------|-------------------|----------------------------------|------------------------------------|---------------------|
| Hrana pentru oameni  | 114      | 20.03.01          | 1.660.000                        | 0                                  | 1.660.000           |
| Medicamente si materiale sanitare  | 115      | 20.04             | 37.523.000                       | 0                                  | 37.523.000          |
| Medicamente  | 116      | 20.04.01          | 22.200.000                       | 0                                  | 22.200.000          |
| Materiale sanitare   | 117      | 20.04.02          | 8.723.000                        | 0                                  | 8.723.000           |
| Reactivi   | 118      | 20.04.03          | 6.150.000                        | 0                                  | 6.150.000           |
| Dezinfectanti  | 119      | 20.04.04          | 450.000                          | 0                                  | 450.000             |
| Bunuri de natura obiectelor de inventar  | 120      | 20.05             | 450.000                          | 0                                  | 450.000             |
| Uniforme si echipament   | 121      | 20.05.01          | 50.000                           | 0                                  | 50.000              |
| Lenjerie si accesorii de pat   | 122      | 20.05.03          | 50.000                           | 0                                  | 50.000              |
| Alte obiecte de inventar   | 123      | 20.05.30          | 350.000                          | 0                                  | 350.000             |
| Deplasari, detasari, transferari   | 124      | 20.06             | 60.000                           | 0                                  | 60.000              |
| Deplasari interne, detasari, transferari   | 125      | 20.06.01          | 60.000                           | 0                                  | 60.000              |
| Carti, publicatii si materiale documentare   | 126      | 20.11             | 10.000                           | 0                                  | 10.000              |
| consultanta si expertiza   | 127      | 20.12             | 100.000                          | 0                                  | 100.000             |
| Pregatire profesionala   | 128      | 20.13             | 60.000                           | 0                                  | 60.000              |
| Protectia muncii   | 129      | 20.14             | 50.000                           | 0                                  | 50.000              |
| Alte cheltuieli  | 130      | 20.30             | 597.000                          | 0                                  | 597.000             |
| Protocol si reprezentare   | 131      | 20.30.02          | 17.000                           | 0                                  | 17.000              |
| Prime de asigurare non-viata   | 132      | 20.30.03          | 150.000                          | 0                                  | 150.000             |
| Chirii   | 133      | 20.30.04          | 330.000                          | 0                                  | 330.000             |
| alte cheltuieli cu bunuri si servicii  | 134      | 20.30.30          | 100.000                          | 0                                  | 100.000             |
| <b>TITLUL XI ALTE CHELTUIELI</b>   | 135      | 59                | 880.000                          | 0                                  | 880.000             |
| Sume aferente persoanelor cu handicap neincadrate  | 136      | 59.40             | 880.000                          | 0                                  | 880.000             |
| <b>TITLUL XII PROIECTE CU FINANTARE DIN SUMELE REPREZENTAND ASISTENTA FINANCIARA NERAMBURSABILA AFERENTA PNRR</b>  | 137      | 60                | 8.750.000                        | 0                                  | 8.750.000           |
| Fonduri europene nerambursabile  | 138      | 60.01             | 0                                | 7.353.000                          | 7.353.000           |
| Sume aferente TVA  | 139      | 60.03             | 0                                | 1.397.000                          | 1.397.000           |
| Transferuri din bugetul de stat catre beneficiari institutii publice finantate partial sau integral din venituri proprii pentru derularea proiectelor din PNRR | 140      | 60.04             | 8.750.000                        | -8.750.000                         | 0                   |
| Fonduri europene nerambursabile  | 141      | 60.04.01          | 7.353.000                        | -7.353.000                         | 0                   |
| Sume aferente TVA  | 142      | 60.04.03          | 1.397.000                        | -1.397.000                         | 0                   |
| <b>CHELTUIELI DE CAPITAL</b>   | 143      | 70                | 6.650.000                        | 5.918.000                          | 12.568.000          |
| <b>TITLUL XV ACTIVE NEFINANCIARE</b>   | 144      | 71                | 6.650.000                        | 5.918.000                          | 12.568.000          |
| Active fixe  | 145      | 71.01             | 6.650.000                        | 5.918.000                          | 12.568.000          |
| Constructii  | 146      | 71.01.01          | 2.500.000                        | 1.755.000                          | 4.255.000           |
| Masini, echipamente si mijloace de transport   | 147      | 71.01.02          | 3.950.000                        | 4.163.000                          | 8.113.000           |
| Mobilier, aparatura birotica si alte active corporale  | 148      | 71.01.03          | 50.000                           | 0                                  | 50.000              |
| Alte active fixe   | 149      | 71.01.30          | 150.000                          | 0                                  | 150.000             |
| <b>Servicii medicale in unitati sanitare cu paturi</b>   | 150      | 66.02F.06         | 199.540.000                      | 5.918.000                          | 205.458.000         |
| <b>Spitale generale</b>  | 151      | 66.02F.06.01      | 199.540.000                      | 5.918.000                          | 205.458.000         |
|  |          |                   |                                  |                                    |                     |
| <b>Partea a VII-a REZERVE, EXCEDENT/DEFICIT</b>  | 152      | 96.02F            | 0                                | 0                                  | 0                   |
| <b>REZERVE</b>   | 153      | 97.02F            | 0                                | 0                                  | 0                   |
| <b>EXCEDENT</b>  | 154      | 98.02F            | 0                                | 0                                  | 0                   |
| <b>DEFICIT</b>   | 155      | 99.02F            | 0                                | 0                                  | 0                   |



| Denumirea indicatorului bugetar   | Cod rand   | Indicator bugetar | Total anterior (T1a+T2a+T3a+T4a) | Influente (Total - Total anterior) | Total (T1+T2+T3+T4) |
|---|------------|-------------------|----------------------------------|------------------------------------|---------------------|
| <b>SECTIUNEA FUNCTIONARE</b>  |            |                   |                                  |                                    |                     |
| <b>TOTAL VENITURI</b>   | <b>156</b> | <b>00.01</b>      | <b>184.140.000</b>               | <b>0</b>                           | <b>184.140.000</b>  |
| I. VENITURI CURENTE   | 157        | 00.02             | 101.501.386                      | 0                                  | 101.501.386         |
| C. VENITURI NEFISCALE   | 158        | 16.00.03          | 101.501.386                      | 0                                  | 101.501.386         |
| C2. VANZARI DE BUNURI SI SERVICII   | 159        | 31.00.01          | 101.501.386                      | 0                                  | 101.501.386         |
| Venituri din prestari de servicii si alte activitati  | 160        | 33.02F            | 101.501.386                      | 0                                  | 101.501.386         |
| Venituri din prestari de servicii   | 161        | 33.02F.08         | 484.386                          | 0                                  | 484.386             |
| Venituri din contractele incheiate cu casele de asigurari sociale de sanatate   | 162        | 33.02F.21         | 61.985.000                       | 0                                  | 61.985.000          |
| Venituri din contractele incheiate cu directiile de sanatate publica din sume alocate de la bugetul de stat           | 163        | 33.02F.30         | 38.900.000                       | 0                                  | 38.900.000          |
| Alte venituri din prestari de servicii si alte activitati   | 164        | 33.02F.50         | 132.000                          | 0                                  | 132.000             |
| II. VENITURI DIN CAPITAL  | 165        | 39.00.01          | 3.638.614                        | 0                                  | 3.638.614           |
| Incasari din rambursarea imprumuturilor acordate  | 166        | 40.02F            | 3.638.614                        | 0                                  | 3.638.614           |
| Sume utilizate din excedentul anului precedent pentru efectuarea de cheltuieli  | 167        | 40.02F.15         | 3.638.614                        | 0                                  | 3.638.614           |
| Sume utilizate de administratiile locale din excedentul anului precedent pentru sectiunea de functionare              | 168        | 40.02F.15.01      | 3.638.614                        | 0                                  | 3.638.614           |
| SUBVENTII DE LA ALTE NIVELE ALE ADMINISTRATIEI PUBLICE  | 169        | 42.00.02          | 79.000.000                       | 0                                  | 79.000.000          |
| Subventii de la alte administratii  | 170        | 43.02F            | 79.000.000                       | 0                                  | 79.000.000          |
| Subventii de la bugetele locale pentru finantarea cheltuielilor curente in domeniul santatii                          | 171        | 43.02F.10         | 27.000.000                       | 0                                  | 27.000.000          |
| Subventii din bugetul Fondului national unic de asigurari sociale de sanatate pentru acoperirea cresterilor salariale | 172        | 43.02F.33         | 52.000.000                       | 0                                  | 52.000.000          |
|   |            |                   |                                  |                                    |                     |
| <b>TOTAL CHELTUIELI</b>   | <b>173</b> |                   | <b>184.140.000</b>               | <b>0</b>                           | <b>184.140.000</b>  |
| CHELTUIELI CURENTE  | 174        | 01                | 184.140.000                      | 0                                  | 184.140.000         |
| TITLUL I CHELTUIELI DE PERSONAL   | 175        | 10                | 126.230.000                      | 0                                  | 126.230.000         |
| Cheltuieli salariale in bani  | 176        | 10.01             | 122.040.000                      | 0                                  | 122.040.000         |
| Salarii de baza   | 177        | 10.01.01          | 87.590.000                       | 0                                  | 87.590.000          |
| Sporuri pentru conditii de munca  | 178        | 10.01.05          | 12.700.000                       | 0                                  | 12.700.000          |
| Alte sporuri  | 179        | 10.01.06          | 11.350.000                       | 0                                  | 11.350.000          |
| Indemnizatie de hrana   | 180        | 10.01.17          | 3.900.000                        | 0                                  | 3.900.000           |
| Alte drepturi salariale in bani   | 181        | 10.01.30          | 6.500.000                        | 0                                  | 6.500.000           |
| Cheltuieli salariale in natura  | 182        | 10.02             | 1.400.000                        | 0                                  | 1.400.000           |
| Tichete de vacanta  | 183        | 10.02.06          | 1.400.000                        | 0                                  | 1.400.000           |
| Contributii   | 184        | 10.03             | 2.790.000                        | 0                                  | 2.790.000           |
| Contributia asiguratorie pentru munca   | 185        | 10.03.07          | 2.790.000                        | 0                                  | 2.790.000           |
| TITLUL II BUNURI SI SERVICII  | 186        | 20                | 57.030.000                       | 0                                  | 57.030.000          |
| Bunuri si servicii  | 187        | 20.01             | 16.120.000                       | 0                                  | 16.120.000          |
| Furnituri de birou  | 188        | 20.01.01          | 320.000                          | 0                                  | 320.000             |
| Materiale pentru curatenie  | 189        | 20.01.02          | 1.000.000                        | 0                                  | 1.000.000           |
| Incalzit, iluminat si forta motrica   | 190        | 20.01.03          | 3.100.000                        | 0                                  | 3.100.000           |
| Apa, canal si salubritate   | 191        | 20.01.04          | 600.000                          | 0                                  | 600.000             |
| Carburanti si lubrifianti   | 192        | 20.01.05          | 100.000                          | 0                                  | 100.000             |



| Denumirea indicatorului bugetar                           | Cod rand   | Indicator bugetar | Total anterior (T1a+T2a+T3a+T4a) | Influente (Total - Total anterior) | Total (T1+T2+T3+T4) |
|---|------------|-------------------|----------------------------------|------------------------------------|---------------------|
| Piese de schimb   | 193        | 20.01.06          | 2.100.000                        | 0                                  | 2.100.000           |
| Transport   | 194        | 20.01.07          | 950.000                          | 0                                  | 950.000             |
| Posta, telecomunicatii, radio, tv, internet               | 195        | 20.01.08          | 150.000                          | 0                                  | 150.000             |
| Materiale si prestari de servicii cu caracter functional  | 196        | 20.01.09          | 150.000                          | 0                                  | 150.000             |
| Alte bunuri si servicii pentru intretinere si functionare | 197        | 20.01.30          | 7.650.000                        | 0                                  | 7.650.000           |
| Reparatii curente   | 198        | 20.02             | 400.000                          | 0                                  | 400.000             |
| Hrana   | 199        | 20.03             | 1.660.000                        | 0                                  | 1.660.000           |
| Hrana pentru oameni                                       | 200        | 20.03.01          | 1.660.000                        | 0                                  | 1.660.000           |
| Medicamente si materiale sanitare                         | 201        | 20.04             | 37.523.000                       | 0                                  | 37.523.000          |
| Medicamente   | 202        | 20.04.01          | 22.200.000                       | 0                                  | 22.200.000          |
| Materiale sanitare  | 203        | 20.04.02          | 8.723.000                        | 0                                  | 8.723.000           |
| Reactivi  | 204        | 20.04.03          | 6.150.000                        | 0                                  | 6.150.000           |
| Dezinfectanti   | 205        | 20.04.04          | 450.000                          | 0                                  | 450.000             |
| Bunuri de natura obiectelor de inventar                   | 206        | 20.05             | 450.000                          | 0                                  | 450.000             |
| Uniforme si echipament                                    | 207        | 20.05.01          | 50.000                           | 0                                  | 50.000              |
| Lenjerie si accesorii de pat                              | 208        | 20.05.03          | 50.000                           | 0                                  | 50.000              |
| Alte obiecte de inventar                                  | 209        | 20.05.30          | 350.000                          | 0                                  | 350.000             |
| Deplasari, detasari, transferari                          | 210        | 20.06             | 60.000                           | 0                                  | 60.000              |
| Deplasari interne, detasari, transferari                  | 211        | 20.06.01          | 60.000                           | 0                                  | 60.000              |
| Carti, publicatii si materiale documentare                | 212        | 20.11             | 10.000                           | 0                                  | 10.000              |
| consultanta si expertiza                                  | 213        | 20.12             | 100.000                          | 0                                  | 100.000             |
| Pregatire profesionala                                    | 214        | 20.13             | 60.000                           | 0                                  | 60.000              |
| Protectia muncii  | 215        | 20.14             | 50.000                           | 0                                  | 50.000              |
| Alte cheltuieli   | 216        | 20.30             | 597.000                          | 0                                  | 597.000             |
| Protocol si reprezentare                                  | 217        | 20.30.02          | 17.000                           | 0                                  | 17.000              |
| Prime de asigurare non-viata                              | 218        | 20.30.03          | 150.000                          | 0                                  | 150.000             |
| Chirii  | 219        | 20.30.04          | 330.000                          | 0                                  | 330.000             |
| alte cheltuieli cu bunuri si servicii                     | 220        | 20.30.30          | 100.000                          | 0                                  | 100.000             |
| <b>TITLUL XI ALTE CHELTUIELI</b>                          | 221        | 59                | 880.000                          | 0                                  | 880.000             |
| Sume aferente persoanelor cu handicap neincadrate         | 222        | 59.40             | 880.000                          | 0                                  | 880.000             |
|   |            |                   |                                  |                                    |                     |
| <b>Partea a III-a CHELTUIELI SOCIAL-CULTURALE</b>         | <b>223</b> | <b>64.02F</b>     | <b>184.140.000</b>               | <b>0</b>                           | <b>184.140.000</b>  |
| <b>Sanatate</b>   | <b>224</b> | <b>66.02F</b>     | <b>184.140.000</b>               | <b>0</b>                           | <b>184.140.000</b>  |
| CHELTUIELI CURENTE  | 225        | 01                | 184.140.000                      | 0                                  | 184.140.000         |
| <b>TITLUL I CHELTUIELI DE PERSONAL</b>                    | 226        | 10                | 126.230.000                      | 0                                  | 126.230.000         |
| Cheltuieli salariale in bani                              | 227        | 10.01             | 122.040.000                      | 0                                  | 122.040.000         |
| Salarii de baza   | 228        | 10.01.01          | 87.590.000                       | 0                                  | 87.590.000          |
| Sporuri pentru conditii de munca                          | 229        | 10.01.05          | 12.700.000                       | 0                                  | 12.700.000          |
| Alte sporuri  | 230        | 10.01.06          | 11.350.000                       | 0                                  | 11.350.000          |
| Indemnizatie de hrana                                     | 231        | 10.01.17          | 3.900.000                        | 0                                  | 3.900.000           |
| Alte drepturi salariale in bani                           | 232        | 10.01.30          | 6.500.000                        | 0                                  | 6.500.000           |
| Cheltuieli salariale in natura                            | 233        | 10.02             | 1.400.000                        | 0                                  | 1.400.000           |
| Tichete de vacanta  | 234        | 10.02.06          | 1.400.000                        | 0                                  | 1.400.000           |
| Contributii   | 235        | 10.03             | 2.790.000                        | 0                                  | 2.790.000           |
| Contributia asiguratorie pentru munca                     | 236        | 10.03.07          | 2.790.000                        | 0                                  | 2.790.000           |



| Denumirea indicatorului bugetar                           | Cod rand | Indicator bugetar | Total anterior (T1a+T2a+T3a+T4a) | Influente (Total - Total anterior) | Total (T1+T2+T3+T4) |
|---|----------|-------------------|----------------------------------|------------------------------------|---------------------|
| <b>TITLUL II BUNURI SI SERVICII</b>                       | 237      | 20                | 57.030.000                       | 0                                  | 57.030.000          |
| Bunuri si servicii  | 238      | 20.01             | 16.120.000                       | 0                                  | 16.120.000          |
| Furnituri de birou  | 239      | 20.01.01          | 320.000                          | 0                                  | 320.000             |
| Materiale pentru curatenie                                | 240      | 20.01.02          | 1.000.000                        | 0                                  | 1.000.000           |
| Incalzit, iluminat si forta motrica                       | 241      | 20.01.03          | 3.100.000                        | 0                                  | 3.100.000           |
| Apa, canal si salubritate                                 | 242      | 20.01.04          | 600.000                          | 0                                  | 600.000             |
| Carburanti si lubrifianti                                 | 243      | 20.01.05          | 100.000                          | 0                                  | 100.000             |
| Piese de schimb   | 244      | 20.01.06          | 2.100.000                        | 0                                  | 2.100.000           |
| Transport   | 245      | 20.01.07          | 950.000                          | 0                                  | 950.000             |
| Posta, telecomunicatii, radio, tv, internet               | 246      | 20.01.08          | 150.000                          | 0                                  | 150.000             |
| Materiale si prestari de servicii cu caracter functional  | 247      | 20.01.09          | 150.000                          | 0                                  | 150.000             |
| Alte bunuri si servicii pentru intretinere si functionare | 248      | 20.01.30          | 7.650.000                        | 0                                  | 7.650.000           |
| Reparatii curente   | 249      | 20.02             | 400.000                          | 0                                  | 400.000             |
| Hrana   | 250      | 20.03             | 1.660.000                        | 0                                  | 1.660.000           |
| Hrana pentru oameni                                       | 251      | 20.03.01          | 1.660.000                        | 0                                  | 1.660.000           |
| Medicamente si materiale sanitare                         | 252      | 20.04             | 37.523.000                       | 0                                  | 37.523.000          |
| Medicamente   | 253      | 20.04.01          | 22.200.000                       | 0                                  | 22.200.000          |
| Materiale sanitare  | 254      | 20.04.02          | 8.723.000                        | 0                                  | 8.723.000           |
| Reactivi  | 255      | 20.04.03          | 6.150.000                        | 0                                  | 6.150.000           |
| Dezinfectanti   | 256      | 20.04.04          | 450.000                          | 0                                  | 450.000             |
| Bunuri de natura obiectelor de inventar                   | 257      | 20.05             | 450.000                          | 0                                  | 450.000             |
| Uniforme si echipament                                    | 258      | 20.05.01          | 50.000                           | 0                                  | 50.000              |
| Lenjerie si accesorii de pat                              | 259      | 20.05.03          | 50.000                           | 0                                  | 50.000              |
| Alte obiecte de inventar                                  | 260      | 20.05.30          | 350.000                          | 0                                  | 350.000             |
| Deplasari, detasari, transferari                          | 261      | 20.06             | 60.000                           | 0                                  | 60.000              |
| Deplasari interne, detasari, transferari                  | 262      | 20.06.01          | 60.000                           | 0                                  | 60.000              |
| Carti, publicatii si materiale documentare                | 263      | 20.11             | 10.000                           | 0                                  | 10.000              |
| consultanta si expertiza                                  | 264      | 20.12             | 100.000                          | 0                                  | 100.000             |
| Pregatire profesionala                                    | 265      | 20.13             | 60.000                           | 0                                  | 60.000              |
| Protectia muncii  | 266      | 20.14             | 50.000                           | 0                                  | 50.000              |
| Alte cheltuieli   | 267      | 20.30             | 597.000                          | 0                                  | 597.000             |
| Protocol si reprezentare                                  | 268      | 20.30.02          | 17.000                           | 0                                  | 17.000              |
| Prime de asigurare non-viata                              | 269      | 20.30.03          | 150.000                          | 0                                  | 150.000             |
| Chirii  | 270      | 20.30.04          | 330.000                          | 0                                  | 330.000             |
| alte cheltuieli cu bunuri si servicii                     | 271      | 20.30.30          | 100.000                          | 0                                  | 100.000             |
| <b>TITLUL XI ALTE CHELTUIELI</b>                          | 272      | 59                | 880.000                          | 0                                  | 880.000             |
| Sume aferente persoanelor cu handicap neincadrate         | 273      | 59.40             | 880.000                          | 0                                  | 880.000             |
| <b>Servicii medicale in unitati sanitare cu paturi</b>    | 274      | 66.02F.06         | 184.140.000                      | 0                                  | 184.140.000         |
| <b>Spitale generale</b>                                   | 275      | 66.02F.06.01      | 184.140.000                      | 0                                  | 184.140.000         |
|   |          |                   |                                  |                                    |                     |
| <b>Partea a VII-a REZERVE, EXCEDENT/DEFICIT</b>           | 276      | 96.02F            | 0                                | 0                                  | 0                   |
| <b>REZERVE</b>  | 277      | 97.02F            | 0                                | 0                                  | 0                   |
| <b>EXCEDENT</b>   | 278      | 98.02F            | 0                                | 0                                  | 0                   |
| <b>DEFICIT</b>  | 279      | 99.02F            | 0                                | 0                                  | 0                   |
|   |          |                   |                                  |                                    |                     |



| Denumirea indicatorului bugetar  | Cod rand   | Indicator bugetar | Total anterior (T1a+T2a+T3a+T4a) | Influente (Total - Total anterior) | Total (T1+T2+T3+T4) |
|--|------------|-------------------|----------------------------------|------------------------------------|---------------------|
| <b>SECTIUNEA DEZVOLTARE</b>  |            |                   |                                  |                                    |                     |
| <b>TOTAL VENITURI</b>  | <b>280</b> | <b>00.01</b>      | <b>15.400.000</b>                | <b>5.918.000</b>                   | <b>21.318.000</b>   |
| SUBVENTII DE LA ALTE NIVELE ALE ADMINISTRATIEI PUBLICE   | 281        | 42.00.02          | 15.400.000                       | 5.918.000                          | 21.318.000          |
| Subventii de la bugetul de stat  | 282        | 42.02F            | 8.750.000                        | 0                                  | 8.750.000           |
| Alocari de sume din PNRR aferente asistent?ei financiare nerambursabile  | 283        | 42.02F.88         | 8.750.000                        | 0                                  | 8.750.000           |
| Fonduri europene nerambursabile  | 284        | 42.02F.88.01      | 7.353.000                        | 0                                  | 7.353.000           |
| Sume aferente TVA  | 285        | 42.02F.88.03      | 1.397.000                        | 0                                  | 1.397.000           |
| Subventii de la alte administratii   | 286        | 43.02F            | 6.650.000                        | 5.918.000                          | 12.568.000          |
| Subventii de la bugetul local pentru finantarea cheltuielilor de capital din domeniul santatii   | 287        | 43.02F.14         | 6.650.000                        | 5.918.000                          | 12.568.000          |
|  |            |                   |                                  |                                    |                     |
| <b>TOTAL CHELTUIELI</b>  | <b>288</b> |                   | <b>15.400.000</b>                | <b>5.918.000</b>                   | <b>21.318.000</b>   |
| CHELTUIELI CURENTE   | 289        | 01                | 8.750.000                        | 0                                  | 8.750.000           |
| TITLUL XII PROIECTE CU FINANTARE DIN SUMELE REPREZENTAND ASISTENTA FINANCIARA NERAMBURSABILA AFERENTA PNRR   | 290        | 60                | 8.750.000                        | 0                                  | 8.750.000           |
| Fonduri europene nerambursabile  | 291        | 60.01             | 0                                | 7.353.000                          | 7.353.000           |
| Sume aferente TVA  | 292        | 60.03             | 0                                | 1.397.000                          | 1.397.000           |
| Transferuri din bugetul de stat catre beneficiari institutii publice finantate partial sau integral din venituri proprii pentru derularea proiectelor din PNRR | 293        | 60.04             | 8.750.000                        | -8.750.000                         | 0                   |
| Fonduri europene nerambursabile  | 294        | 60.04.01          | 7.353.000                        | -7.353.000                         | 0                   |
| Sume aferente TVA  | 295        | 60.04.03          | 1.397.000                        | -1.397.000                         | 0                   |
| CHELTUIELI DE CAPITAL  | 296        | 70                | 6.650.000                        | 5.918.000                          | 12.568.000          |
| TITLUL XV ACTIVE NEFINANCIARE  | 297        | 71                | 6.650.000                        | 5.918.000                          | 12.568.000          |
| Active fixe  | 298        | 71.01             | 6.650.000                        | 5.918.000                          | 12.568.000          |
| Constructii  | 299        | 71.01.01          | 2.500.000                        | 1.755.000                          | 4.255.000           |
| Masini, echipamente si mijloace de transport   | 300        | 71.01.02          | 3.950.000                        | 4.163.000                          | 8.113.000           |
| Mobilier, aparatura birotica si alte active corporale  | 301        | 71.01.03          | 50.000                           | 0                                  | 50.000              |
| Alte active fixe   | 302        | 71.01.30          | 150.000                          | 0                                  | 150.000             |
|  |            |                   |                                  |                                    |                     |
| <b>Partea a III-a CHELTUIELI SOCIAL-CULTURALE</b>  | <b>303</b> | <b>64.02F</b>     | <b>15.400.000</b>                | <b>5.918.000</b>                   | <b>21.318.000</b>   |
| <b>Sanatate</b>  | <b>304</b> | <b>66.02F</b>     | <b>15.400.000</b>                | <b>5.918.000</b>                   | <b>21.318.000</b>   |
| CHELTUIELI CURENTE   | 305        | 01                | 8.750.000                        | 0                                  | 8.750.000           |
| TITLUL XII PROIECTE CU FINANTARE DIN SUMELE REPREZENTAND ASISTENTA FINANCIARA NERAMBURSABILA AFERENTA PNRR   | 306        | 60                | 8.750.000                        | 0                                  | 8.750.000           |
| Fonduri europene nerambursabile  | 307        | 60.01             | 0                                | 7.353.000                          | 7.353.000           |
| Sume aferente TVA  | 308        | 60.03             | 0                                | 1.397.000                          | 1.397.000           |
| Transferuri din bugetul de stat catre beneficiari institutii publice finantate partial sau integral din venituri proprii pentru derularea proiectelor din PNRR | 309        | 60.04             | 8.750.000                        | -8.750.000                         | 0                   |
| Fonduri europene nerambursabile  | 310        | 60.04.01          | 7.353.000                        | -7.353.000                         | 0                   |
| Sume aferente TVA  | 311        | 60.04.03          | 1.397.000                        | -1.397.000                         | 0                   |
| CHELTUIELI DE CAPITAL  | 312        | 70                | 6.650.000                        | 5.918.000                          | 12.568.000          |
| TITLUL XV ACTIVE NEFINANCIARE  | 313        | 71                | 6.650.000                        | 5.918.000                          | 12.568.000          |
| Active fixe  | 314        | 71.01             | 6.650.000                        | 5.918.000                          | 12.568.000          |



| Denumirea indicatorului bugetar                        | Cod rand   | Indicator bugetar   | Total anterior (T1a+T2a+T3a+T4a) | Influente (Total - Total anterior) | Total (T1+T2+T3+T4) |
|--|------------|---------------------|----------------------------------|------------------------------------|---------------------|
| Constructii  | 315        | 71.01.01            | 2.500.000                        | 1.755.000                          | 4.255.000           |
| Masini, echipamente si mijloace de transport           | 316        | 71.01.02            | 3.950.000                        | 4.163.000                          | 8.113.000           |
| Mobilier, aparatura birotica si alte active corporale  | 317        | 71.01.03            | 50.000                           | 0                                  | 50.000              |
| Alte active fixe                                       | 318        | 71.01.30            | 150.000                          | 0                                  | 150.000             |
| <b>Servicii medicale in unitati sanitare cu paturi</b> | <b>319</b> | <b>66.02F.06</b>    | <b>15.400.000</b>                | <b>5.918.000</b>                   | <b>21.318.000</b>   |
| <b>Spitale generale</b>                                | <b>320</b> | <b>66.02F.06.01</b> | <b>15.400.000</b>                | <b>5.918.000</b>                   | <b>21.318.000</b>   |
|  |            |                     |                                  |                                    |                     |
| <b>Partea a VII-a REZERVE, EXCEDENT/DEFICIT</b>        | <b>321</b> | <b>96.02F</b>       | <b>0</b>                         | <b>0</b>                           | <b>0</b>            |
| <b>REZERVE</b>   | <b>322</b> | <b>97.02F</b>       | <b>0</b>                         | <b>0</b>                           | <b>0</b>            |
| <b>EXCEDENT</b>  | <b>323</b> | <b>98.02F</b>       | <b>0</b>                         | <b>0</b>                           | <b>0</b>            |
| <b>DEFICIT</b>   | <b>324</b> | <b>99.02F</b>       | <b>0</b>                         | <b>0</b>                           | <b>0</b>            |

DIRECTOR EXECUTIV  
OLIMPIA MOIGRADAN

SEF SERVICIU  
STEFANIA MADARAS

Anexa **BF.1** la Hotărârea nr.  
**132/2024** cuprinde un nr.de **9**  
pagini





**BUGETUL DE VENITURI PROPRII SI  
SUBVENTII RECTIFICAT PE ANUL 2024  
Sursa de finantare: 02G**

(lei)

| Denumirea indicatorului bugetar   | Cod rand  | Indicator bugetar | Total anterior (T1a+T2a+T3a+T4a) | Influente (Total - Total anterior) | Total (T1+T2+T3+T4) |
|---|-----------|-------------------|----------------------------------|------------------------------------|---------------------|
| <b>SECTIUNEA TOTAL</b>  |           |                   |                                  |                                    |                     |
| <b>TOTAL VENITURI</b>   | <b>1</b>  | <b>00.01</b>      | <b>76.136.446</b>                | <b>3.000.000</b>                   | <b>79.136.446</b>   |
| I. VENITURI CURENTE   | 2         | 00.02             | 48.244.446                       | 1.500.000                          | 49.744.446          |
| C. VENITURI NEFISCALE   | 3         | 16.00.03          | 48.244.446                       | 1.500.000                          | 49.744.446          |
| C1. VENITURI DIN PROPRIETATE  | 4         | 16.00.04          | 37.384.446                       | 0                                  | 37.384.446          |
| Venituri din proprietate  | 5         | 30.02G            | 37.384.446                       | 0                                  | 37.384.446          |
| Venituri din concesiuni si inchirieri   | 6         | 30.02G.05         | 37.384.446                       | 0                                  | 37.384.446          |
| Alte venituri din concesiuni si inchirieri de catre institutiile publice                            | 7         | 30.02G.05.30      | 37.384.446                       | 0                                  | 37.384.446          |
| C2. VANZARI DE BUNURI SI SERVICII   | 8         | 31.00.01          | 10.860.000                       | 1.500.000                          | 12.360.000          |
| Venituri din prestari de servicii si alte activitati  | 9         | 33.02G            | 10.860.000                       | 1.500.000                          | 12.360.000          |
| Venituri din valorificarea produselor obtinute din activitatea proprie sau anexa                    | 10        | 33.02G.16         | 6.760.000                        | 0                                  | 6.760.000           |
| Alte venituri din prestari de servicii si alte activitati   | 11        | 33.02G.50         | 4.100.000                        | 1.500.000                          | 5.600.000           |
| Varsaminte din sectiunea de functionare pentru finantarea sectiunii de dezvoltare a bugetului local | 12        | 37.02G.03         | -446                             | 0                                  | -446                |
| Varsaminte din sectiunea de functionare   | 13        | 37.02G.04         | 446                              | 0                                  | 446                 |
| SUBVENTII DE LA ALTE NIVELE ALE ADMINISTRATIEI PUBLICE  | 14        | 42.00.02          | 27.892.000                       | 1.500.000                          | 29.392.000          |
| Subventii de la alte administratii  | 15        | 43.02G            | 27.892.000                       | 1.500.000                          | 29.392.000          |
| Subventii pentru institutii publice   | 16        | 43.02G.09         | 23.003.000                       | 1.500.000                          | 24.503.000          |
| Subventii pentru institutii publice destinate sectiunii de dezvoltare                               | 17        | 43.02G.19         | 4.889.000                        | 0                                  | 4.889.000           |
|   |           |                   |                                  |                                    |                     |
| <b>TOTAL CHELTUIELI</b>   | <b>18</b> |                   | <b>111.367.000</b>               | <b>3.000.000</b>                   | <b>114.367.000</b>  |
| CHELTUIELI CURENTE  | 19        | 01                | 71.247.000                       | 3.056.763                          | 74.303.763          |
| TITLUL I CHELTUIELI DE PERSONAL   | 20        | 10                | 19.285.000                       | 56.763                             | 19.341.763          |
| Cheltuieli salariale in bani  | 21        | 10.01             | 18.567.000                       | 56.763                             | 18.623.763          |
| Salarii de baza   | 22        | 10.01.01          | 15.511.000                       | 32.957                             | 15.543.957          |
| Sporuri pentru conditii de munca  | 23        | 10.01.05          | 1.889.000                        | 0                                  | 1.889.000           |
| Alte sporuri  | 24        | 10.01.06          | 124.000                          | 0                                  | 124.000             |
| Drepturi de delegare  | 25        | 10.01.13          | 34.000                           | 0                                  | 34.000              |
| Indemnizatie de hrana   | 26        | 10.01.17          | 779.000                          | 0                                  | 779.000             |
| Alte drepturi salariale in bani   | 27        | 10.01.30          | 230.000                          | 23.806                             | 253.806             |
| Cheltuieli salariale in natura  | 28        | 10.02             | 268.000                          | 0                                  | 268.000             |
| Tichete de vacanta  | 29        | 10.02.06          | 268.000                          | 0                                  | 268.000             |
| Contributii   | 30        | 10.03             | 450.000                          | 0                                  | 450.000             |
| Contributia asiguratorie pentru munca   | 31        | 10.03.07          | 450.000                          | 0                                  | 450.000             |



| Denumirea indicatorului bugetar  | Cod rand | Indicator bugetar | Total anterior (T1a+T2a+T3a+T4a) | Influente (Total - Total anterior) | Total (T1+T2+T3+T4) |
|--|----------|-------------------|----------------------------------|------------------------------------|---------------------|
| TITLUL II BUNURI SI SERVICII   | 32       | 20                | 51.762.000                       | 3.000.000                          | 54.762.000          |
| Bunuri si servicii   | 33       | 20.01             | 28.643.000                       | 800.000                            | 29.443.000          |
| Furnituri de birou   | 34       | 20.01.01          | 195.000                          | 0                                  | 195.000             |
| Materiale pentru curatenie   | 35       | 20.01.02          | 1.519.000                        | 800.000                            | 2.319.000           |
| Incalzit, iluminat si forta motrica  | 36       | 20.01.03          | 8.565.000                        | 0                                  | 8.565.000           |
| Apa, canal si salubritate  | 37       | 20.01.04          | 225.000                          | 0                                  | 225.000             |
| Carburanti si lubrifianti  | 38       | 20.01.05          | 141.000                          | 0                                  | 141.000             |
| Piese de schimb  | 39       | 20.01.06          | 1.623.000                        | 0                                  | 1.623.000           |
| Posta, telecomunicatii, radio, tv, internet  | 40       | 20.01.08          | 330.000                          | 0                                  | 330.000             |
| Materiale si prestari de servicii cu caracter functional   | 41       | 20.01.09          | 2.300.000                        | 0                                  | 2.300.000           |
| Alte bunuri si servicii pentru intretinere si functionare  | 42       | 20.01.30          | 13.745.000                       | 0                                  | 13.745.000          |
| Reparatii curente  | 43       | 20.02             | 3.100.000                        | 0                                  | 3.100.000           |
| Hrana  | 44       | 20.03             | 11.100.000                       | 2.200.000                          | 13.300.000          |
| Hrana pentru oameni  | 45       | 20.03.01          | 11.100.000                       | 2.200.000                          | 13.300.000          |
| Medicamente si materiale sanitare  | 46       | 20.04             | 159.000                          | 0                                  | 159.000             |
| Medicamente  | 47       | 20.04.01          | 30.000                           | 0                                  | 30.000              |
| Materiale sanitare   | 48       | 20.04.02          | 77.000                           | 0                                  | 77.000              |
| Dezinfectanti  | 49       | 20.04.04          | 52.000                           | 0                                  | 52.000              |
| Bunuri de natura obiectelor de inventar  | 50       | 20.05             | 808.000                          | 0                                  | 808.000             |
| Uniforme si echipament   | 51       | 20.05.01          | 118.000                          | 0                                  | 118.000             |
| Lenjerie si accesorii de pat   | 52       | 20.05.03          | 30.000                           | 0                                  | 30.000              |
| Alte obiecte de inventar   | 53       | 20.05.30          | 660.000                          | 0                                  | 660.000             |
| Deplasari, detasari, transferari   | 54       | 20.06             | 236.000                          | 0                                  | 236.000             |
| Deplasari interne, detasari, transferari   | 55       | 20.06.01          | 115.000                          | 0                                  | 115.000             |
| Deplasari in strainatate   | 56       | 20.06.02          | 121.000                          | 0                                  | 121.000             |
| Carti, publicatii si materiale documentare   | 57       | 20.11             | 47.000                           | 0                                  | 47.000              |
| consultanta si expertiza   | 58       | 20.12             | 60.000                           | 0                                  | 60.000              |
| Pregatire profesionala   | 59       | 20.13             | 122.000                          | 0                                  | 122.000             |
| Protectia muncii   | 60       | 20.14             | 47.000                           | 0                                  | 47.000              |
| Cheltuieli judiciare si extrajudiciare derivate din actiuni in reprezentarea intereselor statului, potrivit dispozitiilor legale | 61       | 20.25             | 40.000                           | 0                                  | 40.000              |
| Alte cheltuieli  | 62       | 20.30             | 7.400.000                        | 0                                  | 7.400.000           |
| Reclama si publicitate   | 63       | 20.30.01          | 80.000                           | 0                                  | 80.000              |
| Protocol si reprezentare   | 64       | 20.30.02          | 16.000                           | 0                                  | 16.000              |
| Prime de asigurare non-viata   | 65       | 20.30.03          | 74.000                           | 0                                  | 74.000              |
| Chirii   | 66       | 20.30.04          | 130.000                          | 0                                  | 130.000             |
| alte cheltuieli cu bunuri si servicii  | 67       | 20.30.30          | 7.100.000                        | 0                                  | 7.100.000           |
| TITLUL XI ALTE CHELTUIELI  | 68       | 59                | 200.000                          | 0                                  | 200.000             |
| Sume aferente persoanelor cu handicap neincadrate  | 69       | 59.40             | 200.000                          | 0                                  | 200.000             |
| CHELTUIELI DE CAPITAL  | 70       | 70                | 40.120.000                       | 0                                  | 40.120.000          |
| TITLUL XV ACTIVE NEFINANCIARE  | 71       | 71                | 40.120.000                       | 0                                  | 40.120.000          |
| Active fixe  | 72       | 71.01             | 40.120.000                       | 0                                  | 40.120.000          |
| Constructii  | 73       | 71.01.01          | 26.565.000                       | -385.000                           | 26.180.000          |



| Denumirea indicatorului bugetar   | Cod rand  | Indicator bugetar | Total anterior (T1a+T2a+T3a+T4a) | Influente (Total - Total anterior) | Total (T1+T2+T3+T4) |
|---|-----------|-------------------|----------------------------------|------------------------------------|---------------------|
| Masini, echipamente si mijloace de transport  | 74        | 71.01.02          | 4.066.000                        | 355.000                            | 4.421.000           |
| Mobilier, aparatura birotica si alte active corporale   | 75        | 71.01.03          | 5.072.000                        | 30.000                             | 5.102.000           |
| Alte active fixe  | 76        | 71.01.30          | 4.417.000                        | 0                                  | 4.417.000           |
| PLATI EFECTUATE IN ANII PRECEDENTI SI RECUPERATE IN ANUL CURENT   | 77        | 84                | 0                                | -56.763                            | -56.763             |
| TITLUL XXI PATI EFECTUATE IN ANII PRECEDENTI SI RECUPERATE IN ANUL CURENT                                     | 78        | 85                | 0                                | -56.763                            | -56.763             |
| Plati efectuate in anii precedenti si recuperate in anul curent   | 79        | 85.01             | 0                                | -56.763                            | -56.763             |
| Plati efectuate in anii precedenti si recuperate in anul curent in sectiunea de functionare a bugetului local | 80        | 85.01.01          | 0                                | -56.763                            | -56.763             |
|   |           |                   |                                  |                                    |                     |
| <b>Partea I-a SERVICII PUBLICE GENERALE</b>   | <b>81</b> | <b>50.02G</b>     | <b>10.860.000</b>                | <b>1.500.000</b>                   | <b>12.360.000</b>   |
| <b>Alte servicii publice generale</b>   | <b>82</b> | <b>54.02G</b>     | <b>10.860.000</b>                | <b>1.500.000</b>                   | <b>12.360.000</b>   |
| CHELTUIELI CURENTE  | 83        | 01                | 10.860.000                       | 1.500.000                          | 12.360.000          |
| TITLUL II BUNURI SI SERVICII  | 84        | 20                | 10.860.000                       | 1.500.000                          | 12.360.000          |
| Bunuri si servicii  | 85        | 20.01             | 2.662.000                        | 400.000                            | 3.062.000           |
| Furnituri de birou  | 86        | 20.01.01          | 75.000                           | 0                                  | 75.000              |
| Materiale pentru curatenie  | 87        | 20.01.02          | 1.200.000                        | 400.000                            | 1.600.000           |
| Incalzit, iluminat si forta motrica   | 88        | 20.01.03          | 700.000                          | 0                                  | 700.000             |
| Apa, canal si salubritate   | 89        | 20.01.04          | 50.000                           | 0                                  | 50.000              |
| Carburanti si lubrifianti   | 90        | 20.01.05          | 54.000                           | 0                                  | 54.000              |
| Piese de schimb   | 91        | 20.01.06          | 73.000                           | 0                                  | 73.000              |
| Posta, telecomunicatii, radio, tv, internet   | 92        | 20.01.08          | 30.000                           | 0                                  | 30.000              |
| Materiale si prestari de servicii cu caracter functional  | 93        | 20.01.09          | 350.000                          | 0                                  | 350.000             |
| Alte bunuri si servicii pentru intretinere si functionare   | 94        | 20.01.30          | 130.000                          | 0                                  | 130.000             |
| Reparatii curente   | 95        | 20.02             | 400.000                          | 0                                  | 400.000             |
| Hrana   | 96        | 20.03             | 7.000.000                        | 1.100.000                          | 8.100.000           |
| Hrana pentru oameni   | 97        | 20.03.01          | 7.000.000                        | 1.100.000                          | 8.100.000           |
| Medicamente si materiale sanitare   | 98        | 20.04             | 89.000                           | 0                                  | 89.000              |
| Medicamente   | 99        | 20.04.01          | 20.000                           | 0                                  | 20.000              |
| Materiale sanitare  | 100       | 20.04.02          | 52.000                           | 0                                  | 52.000              |
| Dezinfectanti   | 101       | 20.04.04          | 17.000                           | 0                                  | 17.000              |
| Bunuri de natura obiectelor de inventar   | 102       | 20.05             | 290.000                          | 0                                  | 290.000             |
| Uniforme si echipament  | 103       | 20.05.01          | 60.000                           | 0                                  | 60.000              |
| Lenjerie si accesorii de pat  | 104       | 20.05.03          | 30.000                           | 0                                  | 30.000              |
| Alte obiecte de inventar  | 105       | 20.05.30          | 200.000                          | 0                                  | 200.000             |
| Deplasari, detasari, transferari  | 106       | 20.06             | 76.000                           | 0                                  | 76.000              |
| Deplasari interne, detasari, transferari  | 107       | 20.06.01          | 26.000                           | 0                                  | 26.000              |
| Deplasari in strainatate  | 108       | 20.06.02          | 50.000                           | 0                                  | 50.000              |
| Carti, publicatii si materiale documentare  | 109       | 20.11             | 23.000                           | 0                                  | 23.000              |
| consultanta si expertiza  | 110       | 20.12             | 35.000                           | 0                                  | 35.000              |
| Pregatire profesionala  | 111       | 20.13             | 40.000                           | 0                                  | 40.000              |



| Denumirea indicatorului bugetar  | Cod rand   | Indicator bugetar | Total anterior (T1a+T2a+T3a+T4a) | Influente (Total - Total anterior) | Total (T1+T2+T3+T4) |
|--|------------|-------------------|----------------------------------|------------------------------------|---------------------|
| Alte cheltuieli  | 112        | 20.30             | 245.000                          | 0                                  | 245.000             |
| Reclama si publicitate   | 113        | 20.30.01          | 30.000                           | 0                                  | 30.000              |
| Protocol si reprezentare   | 114        | 20.30.02          | 15.000                           | 0                                  | 15.000              |
| Prime de asigurare non-viata   | 115        | 20.30.03          | 20.000                           | 0                                  | 20.000              |
| Chirii   | 116        | 20.30.04          | 30.000                           | 0                                  | 30.000              |
| alte cheltuieli cu bunuri si servicii  | 117        | 20.30.30          | 150.000                          | 0                                  | 150.000             |
| <b>Alte servicii publice generale</b>  | <b>118</b> | <b>54.02G.50</b>  | <b>10.860.000</b>                | <b>1.500.000</b>                   | <b>12.360.000</b>   |
| <b>Partea a III-a CHELTUIELI SOCIAL-CULTURALE</b>  | <b>119</b> | <b>64.02G</b>     | <b>27.992.000</b>                | <b>1.500.000</b>                   | <b>29.492.000</b>   |
| <b>Cultura, recreere si religie</b>  | <b>120</b> | <b>67.02G</b>     | <b>12.132.000</b>                | <b>0</b>                           | <b>12.132.000</b>   |
| CHELTUIELI CURENTE   | 121        | 01                | 7.658.000                        | 18.219                             | 7.676.219           |
| TITLUL I CHELTUIELI DE PERSONAL  | 122        | 10                | 4.941.000                        | 18.219                             | 4.959.219           |
| Cheltuieli salariale in bani   | 123        | 10.01             | 4.776.000                        | 18.219                             | 4.794.219           |
| Salarii de baza  | 124        | 10.01.01          | 4.000.000                        | 0                                  | 4.000.000           |
| Sporuri pentru conditii de munca   | 125        | 10.01.05          | 514.000                          | 0                                  | 514.000             |
| Alte sporuri   | 126        | 10.01.06          | 74.000                           | 0                                  | 74.000              |
| Drepturi de delegare   | 127        | 10.01.13          | 8.000                            | 0                                  | 8.000               |
| Indemnizatie de hrana  | 128        | 10.01.17          | 180.000                          | 0                                  | 180.000             |
| Alte drepturi salariale in bani  | 129        | 10.01.30          | 0                                | 18.219                             | 18.219              |
| Cheltuieli salariale in natura   | 130        | 10.02             | 45.000                           | 0                                  | 45.000              |
| Tichete de vacanta   | 131        | 10.02.06          | 45.000                           | 0                                  | 45.000              |
| Contributii  | 132        | 10.03             | 120.000                          | 0                                  | 120.000             |
| Contributia asiguratorie pentru munca  | 133        | 10.03.07          | 120.000                          | 0                                  | 120.000             |
| TITLUL II BUNURI SI SERVICII   | 134        | 20                | 2.717.000                        | 0                                  | 2.717.000           |
| Bunuri si servicii   | 135        | 20.01             | 2.050.000                        | 0                                  | 2.050.000           |
| Furnituri de birou   | 136        | 20.01.01          | 20.000                           | 0                                  | 20.000              |
| Materiale pentru curatenie   | 137        | 20.01.02          | 90.000                           | 0                                  | 90.000              |
| Incalzit, iluminat si forta motrica  | 138        | 20.01.03          | 750.000                          | 0                                  | 750.000             |
| Apa, canal si salubritate  | 139        | 20.01.04          | 60.000                           | 0                                  | 60.000              |
| Piese de schimb  | 140        | 20.01.06          | 100.000                          | 0                                  | 100.000             |
| Posta, telecomunicatii, radio, tv, internet  | 141        | 20.01.08          | 30.000                           | 0                                  | 30.000              |
| Materiale si prestari de servicii cu caracter functional   | 142        | 20.01.09          | 200.000                          | 0                                  | 200.000             |
| Alte bunuri si servicii pentru intretinere si functionare  | 143        | 20.01.30          | 800.000                          | 0                                  | 800.000             |
| Reparatii curente  | 144        | 20.02             | 100.000                          | 0                                  | 100.000             |
| Bunuri de natura obiectelor de inventar  | 145        | 20.05             | 200.000                          | 0                                  | 200.000             |
| Alte obiecte de inventar   | 146        | 20.05.30          | 200.000                          | 0                                  | 200.000             |
| Deplasari, detasari, transferari   | 147        | 20.06             | 27.000                           | 0                                  | 27.000              |
| Deplasari interne, detasari, transferari   | 148        | 20.06.01          | 15.000                           | 0                                  | 15.000              |
| Deplasari in strainatate   | 149        | 20.06.02          | 12.000                           | 0                                  | 12.000              |
| Carti, publicatii si materiale documentare   | 150        | 20.11             | 5.000                            | 0                                  | 5.000               |
| Pregatire profesionala   | 151        | 20.13             | 20.000                           | 0                                  | 20.000              |
| Protectia muncii   | 152        | 20.14             | 5.000                            | 0                                  | 5.000               |
| Cheltuieli judiciare si extrajudiciare derivate din actiuni in reprezentarea intereselor statului, potrivit dispozitiilor legale | 153        | 20.25             | 10.000                           | 0                                  | 10.000              |



| Denumirea indicatorului bugetar   | Cod rand | Indicator bugetar | Total anterior (T1a+T2a+T3a+T4a) | Influente (Total - Total anterior) | Total (T1+T2+T3+T4) |
|---|----------|-------------------|----------------------------------|------------------------------------|---------------------|
| Alte cheltuieli   | 154      | 20.30             | 300.000                          | 0                                  | 300.000             |
| Reclama si publicitate  | 155      | 20.30.01          | 50.000                           | 0                                  | 50.000              |
| alte cheltuieli cu bunuri si servicii   | 156      | 20.30.30          | 250.000                          | 0                                  | 250.000             |
| <b>CHELTUIELI DE CAPITAL</b>  | 157      | 70                | 4.474.000                        | 0                                  | 4.474.000           |
| <b>TITLUL XV ACTIVE NEFINANCIARE</b>  | 158      | 71                | 4.474.000                        | 0                                  | 4.474.000           |
| Active fixe   | 159      | 71.01             | 4.474.000                        | 0                                  | 4.474.000           |
| Mobilier, aparatura birotica si alte active corporale   | 160      | 71.01.03          | 139.000                          | 0                                  | 139.000             |
| Alte active fixe  | 161      | 71.01.30          | 4.335.000                        | 0                                  | 4.335.000           |
| <b>PLATI EFECTUATE IN ANII PRECEDENTI SI RECUPERATE IN ANUL CURENT</b>  | 162      | 84                | 0                                | -18.219                            | -18.219             |
| <b>TITLUL XXI PATI EFECTUATE IN ANII PRECEDENTI SI RECUPERATE IN ANUL CURENT</b>                              | 163      | 85                | 0                                | -18.219                            | -18.219             |
| Plati efectuate in anii precedenti si recuperate in anul curent   | 164      | 85.01             | 0                                | -18.219                            | -18.219             |
| Plati efectuate in anii precedenti si recuperate in anul curent in sectiunea de functionare a bugetului local | 165      | 85.01.01          | 0                                | -18.219                            | -18.219             |
| <b>Alte servicii în domeniile culturii, recreerii si religiei</b>   | 166      | 67.02G.50         | 12.132.000                       | 0                                  | 12.132.000          |
|   |          |                   |                                  |                                    |                     |
| <b>Asigurari si asistenta sociala</b>   | 167      | 68.02G            | 15.860.000                       | 1.500.000                          | 17.360.000          |
| <b>CHELTUIELI CURENTE</b>   | 168      | 01                | 15.445.000                       | 1.532.957                          | 16.977.957          |
| <b>TITLUL I CHELTUIELI DE PERSONAL</b>  | 169      | 10                | 9.580.000                        | 32.957                             | 9.612.957           |
| Cheltuieli salariale in bani  | 170      | 10.01             | 9.190.000                        | 32.957                             | 9.222.957           |
| Salarii de baza   | 171      | 10.01.01          | 7.500.000                        | 32.957                             | 7.532.957           |
| Sporuri pentru conditii de munca  | 172      | 10.01.05          | 960.000                          | 0                                  | 960.000             |
| Alte sporuri  | 173      | 10.01.06          | 40.000                           | 0                                  | 40.000              |
| Drepturi de delegare  | 174      | 10.01.13          | 10.000                           | 0                                  | 10.000              |
| Indemnizatie de hrana   | 175      | 10.01.17          | 450.000                          | 0                                  | 450.000             |
| Alte drepturi salariale in bani   | 176      | 10.01.30          | 230.000                          | 0                                  | 230.000             |
| Cheltuieli salariale in natura  | 177      | 10.02             | 170.000                          | 0                                  | 170.000             |
| Tichete de vacanta  | 178      | 10.02.06          | 170.000                          | 0                                  | 170.000             |
| Contributii   | 179      | 10.03             | 220.000                          | 0                                  | 220.000             |
| Contributia asiguratorie pentru munca   | 180      | 10.03.07          | 220.000                          | 0                                  | 220.000             |
| <b>TITLUL II BUNURI SI SERVICII</b>   | 181      | 20                | 5.665.000                        | 1.500.000                          | 7.165.000           |
| Bunuri si servicii  | 182      | 20.01             | 890.000                          | 400.000                            | 1.290.000           |
| Furnituri de birou  | 183      | 20.01.01          | 50.000                           | 0                                  | 50.000              |
| Materiale pentru curatenie  | 184      | 20.01.02          | 200.000                          | 400.000                            | 600.000             |
| Incalzit, iluminat si forta motrica   | 185      | 20.01.03          | 215.000                          | 0                                  | 215.000             |
| Apa, canal si salubritate   | 186      | 20.01.04          | 35.000                           | 0                                  | 35.000              |
| Carburanti si lubrifianti   | 187      | 20.01.05          | 20.000                           | 0                                  | 20.000              |
| Piese de schimb   | 188      | 20.01.06          | 50.000                           | 0                                  | 50.000              |
| Posta, telecomunicatii, radio, tv, internet   | 189      | 20.01.08          | 40.000                           | 0                                  | 40.000              |
| Materiale si prestari de servicii cu caracter functional  | 190      | 20.01.09          | 250.000                          | 0                                  | 250.000             |



| Denumirea indicatorului bugetar   | Cod rand | Indicator bugetar | Total anterior (T1a+T2a+T3a+T4a) | Influente (Total - Total anterior) | Total (T1+T2+T3+T4) |
|---|----------|-------------------|----------------------------------|------------------------------------|---------------------|
| Alte bunuri si servicii pentru intretinere si functionare   | 191      | 20.01.30          | 30.000                           | 0                                  | 30.000              |
| Reparatii curente   | 192      | 20.02             | 200.000                          | 0                                  | 200.000             |
| Hrana   | 193      | 20.03             | 4.100.000                        | 1.100.000                          | 5.200.000           |
| Hrana pentru oameni   | 194      | 20.03.01          | 4.100.000                        | 1.100.000                          | 5.200.000           |
| Medicamente si materiale sanitare   | 195      | 20.04             | 70.000                           | 0                                  | 70.000              |
| Medicamente   | 196      | 20.04.01          | 10.000                           | 0                                  | 10.000              |
| Materiale sanitare  | 197      | 20.04.02          | 25.000                           | 0                                  | 25.000              |
| Dezinfectanti   | 198      | 20.04.04          | 35.000                           | 0                                  | 35.000              |
| Bunuri de natura obiectelor de inventar   | 199      | 20.05             | 100.000                          | 0                                  | 100.000             |
| Uniforme si echipament  | 200      | 20.05.01          | 40.000                           | 0                                  | 40.000              |
| Alte obiecte de inventar  | 201      | 20.05.30          | 60.000                           | 0                                  | 60.000              |
| Deplasari, detasari, transferari  | 202      | 20.06             | 20.000                           | 0                                  | 20.000              |
| Deplasari interne, detasari, transferari  | 203      | 20.06.01          | 20.000                           | 0                                  | 20.000              |
| Carti, publicatii si materiale documentare  | 204      | 20.11             | 15.000                           | 0                                  | 15.000              |
| consultanta si expertiza  | 205      | 20.12             | 25.000                           | 0                                  | 25.000              |
| Pregatire profesionala  | 206      | 20.13             | 20.000                           | 0                                  | 20.000              |
| Protectia muncii  | 207      | 20.14             | 30.000                           | 0                                  | 30.000              |
| Alte cheltuieli   | 208      | 20.30             | 195.000                          | 0                                  | 195.000             |
| Prime de asigurare non-viata  | 209      | 20.30.03          | 25.000                           | 0                                  | 25.000              |
| Chirii  | 210      | 20.30.04          | 100.000                          | 0                                  | 100.000             |
| alte cheltuieli cu bunuri si servicii   | 211      | 20.30.30          | 70.000                           | 0                                  | 70.000              |
| <b>TITLUL XI ALTE CHELTUIELI</b>  | 212      | 59                | 200.000                          | 0                                  | 200.000             |
| Sume aferente persoanelor cu handicap neincadrate   | 213      | 59.40             | 200.000                          | 0                                  | 200.000             |
| <b>CHELTUIELI DE CAPITAL</b>  | 214      | 70                | 415.000                          | 0                                  | 415.000             |
| <b>TITLUL XV ACTIVE NEFINANCIARE</b>  | 215      | 71                | 415.000                          | 0                                  | 415.000             |
| Active fixe   | 216      | 71.01             | 415.000                          | 0                                  | 415.000             |
| Constructii   | 217      | 71.01.01          | 385.000                          | -385.000                           | 0                   |
| Masini, echipamente si mijloace de transport  | 218      | 71.01.02          | 30.000                           | 355.000                            | 385.000             |
| Mobilier, aparatura birotica si alte active corporale   | 219      | 71.01.03          | 0                                | 30.000                             | 30.000              |
| <b>PLATI EFECTUATE IN ANII PRECEDENTI SI RECUPERATE IN ANUL CURENT</b>  | 220      | 84                | 0                                | -32.957                            | -32.957             |
| <b>TITLUL XXI PATI EFECTUATE IN ANII PRECEDENTI SI RECUPERATE IN ANUL CURENT</b>                              | 221      | 85                | 0                                | -32.957                            | -32.957             |
| Plati efectuate in anii precedenti si recuperate in anul curent   | 222      | 85.01             | 0                                | -32.957                            | -32.957             |
| Plati efectuate in anii precedenti si recuperate in anul curent in sectiunea de functionare a bugetului local | 223      | 85.01.01          | 0                                | -32.957                            | -32.957             |
| <b>Alte cheltuieli in domeniul asigurarilor si asistentei sociale</b>   | 224      | 68.02G.50         | 15.860.000                       | 1.500.000                          | 17.360.000          |
| <b>Alte cheltuieli in domeniul asistentei sociale</b>   | 225      | 68.02G.50.50      | 15.860.000                       | 1.500.000                          | 17.360.000          |
| <b>Partea a IV-a SERVICII SI DEZVOLTARE PUBLICA, LOCUINTE, MEDIU SI APE</b>                                   | 226      | 69.02G            | 72.515.000                       | 0                                  | 72.515.000          |
| <b>Locuinte, servicii si dezvoltare publica</b>   | 227      | 70.02G            | 72.515.000                       | 0                                  | 72.515.000          |
| <b>CHELTUIELI CURENTE</b>   | 228      | 01                | 37.284.000                       | 5.587                              | 37.289.587          |



| Denumirea indicatorului bugetar  | Cod rand | Indicator bugetar | Total anterior (T1a+T2a+T3a+T4a) | Influente (Total - Total anterior) | Total (T1+T2+T3+T4) |
|--|----------|-------------------|----------------------------------|------------------------------------|---------------------|
| TITLUL I CHELTUIELI DE PERSONAL  | 229      | 10                | 4.764.000                        | 5.587                              | 4.769.587           |
| Cheltuieli salariale in bani   | 230      | 10.01             | 4.601.000                        | 5.587                              | 4.606.587           |
| Salarii de baza  | 231      | 10.01.01          | 4.011.000                        | 0                                  | 4.011.000           |
| Sporuri pentru conditii de munca   | 232      | 10.01.05          | 415.000                          | 0                                  | 415.000             |
| Alte sporuri   | 233      | 10.01.06          | 10.000                           | 0                                  | 10.000              |
| Drepturi de delegare   | 234      | 10.01.13          | 16.000                           | 0                                  | 16.000              |
| Indemnizatie de hrana  | 235      | 10.01.17          | 149.000                          | 0                                  | 149.000             |
| Alte drepturi salariale in bani  | 236      | 10.01.30          | 0                                | 5.587                              | 5.587               |
| Cheltuieli salariale in natura   | 237      | 10.02             | 53.000                           | 0                                  | 53.000              |
| Tichete de vacanta   | 238      | 10.02.06          | 53.000                           | 0                                  | 53.000              |
| Contributii  | 239      | 10.03             | 110.000                          | 0                                  | 110.000             |
| Contributia asiguratorie pentru munca  | 240      | 10.03.07          | 110.000                          | 0                                  | 110.000             |
| TITLUL II BUNURI SI SERVICII   | 241      | 20                | 32.520.000                       | 0                                  | 32.520.000          |
| Bunuri si servicii   | 242      | 20.01             | 23.041.000                       | 0                                  | 23.041.000          |
| Furnituri de birou   | 243      | 20.01.01          | 50.000                           | 0                                  | 50.000              |
| Materiale pentru curatenie   | 244      | 20.01.02          | 29.000                           | 0                                  | 29.000              |
| Incalzit, iluminat si forta motrica  | 245      | 20.01.03          | 6.900.000                        | 0                                  | 6.900.000           |
| Apa, canal si salubritate  | 246      | 20.01.04          | 80.000                           | 0                                  | 80.000              |
| Carburanti si lubrifianti  | 247      | 20.01.05          | 67.000                           | 0                                  | 67.000              |
| Piese de schimb  | 248      | 20.01.06          | 1.400.000                        | 0                                  | 1.400.000           |
| Posta, telecomunicatii, radio, tv, internet  | 249      | 20.01.08          | 230.000                          | 0                                  | 230.000             |
| Materiale si prestari de servicii cu caracter functional   | 250      | 20.01.09          | 1.500.000                        | 0                                  | 1.500.000           |
| Alte bunuri si servicii pentru intretinere si functionare  | 251      | 20.01.30          | 12.785.000                       | 0                                  | 12.785.000          |
| Reparatii curente  | 252      | 20.02             | 2.400.000                        | 0                                  | 2.400.000           |
| Bunuri de natura obiectelor de inventar  | 253      | 20.05             | 218.000                          | 0                                  | 218.000             |
| Uniforme si echipament   | 254      | 20.05.01          | 18.000                           | 0                                  | 18.000              |
| Alte obiecte de inventar   | 255      | 20.05.30          | 200.000                          | 0                                  | 200.000             |
| Deplasari, detasari, transferari   | 256      | 20.06             | 113.000                          | 0                                  | 113.000             |
| Deplasari interne, detasari, transferari   | 257      | 20.06.01          | 54.000                           | 0                                  | 54.000              |
| Deplasari in strainatate   | 258      | 20.06.02          | 59.000                           | 0                                  | 59.000              |
| Carti, publicatii si materiale documentare   | 259      | 20.11             | 4.000                            | 0                                  | 4.000               |
| Pregatire profesionala   | 260      | 20.13             | 42.000                           | 0                                  | 42.000              |
| Protectia muncii   | 261      | 20.14             | 12.000                           | 0                                  | 12.000              |
| Cheltuieli judiciare si extrajudiciare derivate din actiuni in reprezentarea intereselor statului, potrivit dispozitiilor legale | 262      | 20.25             | 30.000                           | 0                                  | 30.000              |
| Alte cheltuieli  | 263      | 20.30             | 6.660.000                        | 0                                  | 6.660.000           |
| Protocol si reprezentare   | 264      | 20.30.02          | 1.000                            | 0                                  | 1.000               |
| Prime de asigurare non-viata   | 265      | 20.30.03          | 29.000                           | 0                                  | 29.000              |
| alte cheltuieli cu bunuri si servicii  | 266      | 20.30.30          | 6.630.000                        | 0                                  | 6.630.000           |
| CHELTUIELI DE CAPITAL  | 267      | 70                | 35.231.000                       | 0                                  | 35.231.000          |
| TITLUL XV ACTIVE NEFINANCIARE  | 268      | 71                | 35.231.000                       | 0                                  | 35.231.000          |
| Active fixe  | 269      | 71.01             | 35.231.000                       | 0                                  | 35.231.000          |
| Constructii  | 270      | 71.01.01          | 26.180.000                       | 0                                  | 26.180.000          |



| Denumirea indicatorului bugetar   | Cod rand   | Indicator bugetar | Total anterior (T1a+T2a+T3a+T4a) | Influente (Total - Total anterior) | Total (T1+T2+T3+T4) |
|---|------------|-------------------|----------------------------------|------------------------------------|---------------------|
| Masini, echipamente si mijloace de transport  | 271        | 71.01.02          | 4.036.000                        | 0                                  | 4.036.000           |
| Mobilier, aparatura birotica si alte active corporale   | 272        | 71.01.03          | 4.933.000                        | 0                                  | 4.933.000           |
| Alte active fixe  | 273        | 71.01.30          | 82.000                           | 0                                  | 82.000              |
| PLATI EFECTUATE IN ANII PRECEDENTI SI RECUPERATE IN ANUL CURENT   | 274        | 84                | 0                                | -5.587                             | -5.587              |
| TITLUL XXI PATI EFECTUATE IN ANII PRECEDENTI SI RECUPERATE IN ANUL CURENT                                     | 275        | 85                | 0                                | -5.587                             | -5.587              |
| Plati efectuate in anii precedenti si recuperate in anul curent   | 276        | 85.01             | 0                                | -5.587                             | -5.587              |
| Plati efectuate in anii precedenti si recuperate in anul curent in sectiunea de functionare a bugetului local | 277        | 85.01.01          | 0                                | -5.587                             | -5.587              |
| <b>Alte servicii in domeniul locuintei, serviciilor si dezvoltarii comunale</b>                               | <b>278</b> | <b>70.02G.50</b>  | <b>72.515.000</b>                | <b>0</b>                           | <b>72.515.000</b>   |
|   |            |                   |                                  |                                    |                     |
| <b>Partea a VII-a REZERVE, EXCEDENT/DEFICIT</b>   | <b>279</b> | <b>96.02G</b>     | <b>0</b>                         | <b>0</b>                           | <b>0</b>            |
| <b>REZERVE</b>  | <b>280</b> | <b>97.02G</b>     | <b>0</b>                         | <b>0</b>                           | <b>0</b>            |
| <b>EXCEDENT</b>   | <b>281</b> | <b>98.02G</b>     | <b>0</b>                         | <b>0</b>                           | <b>0</b>            |
| <b>DEFICIT</b>  | <b>282</b> | <b>99.02G</b>     | <b>35.230.554</b>                | <b>0</b>                           | <b>35.230.554</b>   |
|   |            |                   |                                  |                                    |                     |
| <b>SECTIUNEA FUNCTIONARE</b>  |            |                   |                                  |                                    |                     |
| <b>TOTAL VENITURI</b>   | <b>283</b> | <b>00.01</b>      | <b>71.247.000</b>                | <b>3.000.000</b>                   | <b>74.247.000</b>   |
| I. VENITURI CURENTE   | 284        | 00.02             | 48.244.000                       | 1.500.000                          | 49.744.000          |
| C. VENITURI NEFISCALE   | 285        | 16.00.03          | 48.244.000                       | 1.500.000                          | 49.744.000          |
| C1. VENITURI DIN PROPRIETATE  | 286        | 16.00.04          | 37.384.446                       | 0                                  | 37.384.446          |
| Venituri din proprietate  | 287        | 30.02G            | 37.384.446                       | 0                                  | 37.384.446          |
| Venituri din concesiuni si inchirieri   | 288        | 30.02G.05         | 37.384.446                       | 0                                  | 37.384.446          |
| Alte venituri din concesiuni si inchirieri de catre institutiile publice                                      | 289        | 30.02G.05.30      | 37.384.446                       | 0                                  | 37.384.446          |
| C2. VANZARI DE BUNURI SI SERVICII   | 290        | 31.00.01          | 10.859.554                       | 1.500.000                          | 12.359.554          |
| Venituri din prestari de servicii si alte activitati  | 291        | 33.02G            | 10.860.000                       | 1.500.000                          | 12.360.000          |
| Venituri din valorificarea produselor obtinute din activitatea proprie sau anexa                              | 292        | 33.02G.16         | 6.760.000                        | 0                                  | 6.760.000           |
| Alte venituri din prestari de servicii si alte activitati   | 293        | 33.02G.50         | 4.100.000                        | 1.500.000                          | 5.600.000           |
| Transferuri voluntare, altele decat subventiile   | 294        | 37.02G            | -446                             | 0                                  | -446                |
| Varsaminte din sectiunea de functionare pentru finantarea sectiunii de dezvoltare a bugetului local           | 295        | 37.02G.03         | -446                             | 0                                  | -446                |
| SUBVENTII DE LA ALTE NIVELE ALE ADMINISTRATIEI PUBLICE  | 296        | 42.00.02          | 23.003.000                       | 1.500.000                          | 24.503.000          |
| Subventii de la alte administratii  | 297        | 43.02G            | 23.003.000                       | 1.500.000                          | 24.503.000          |
| Subventii pentru institutii publice   | 298        | 43.02G.09         | 23.003.000                       | 1.500.000                          | 24.503.000          |
|   |            |                   |                                  |                                    |                     |
| <b>TOTAL CHELTUIELI</b>   | <b>299</b> |                   | <b>71.247.000</b>                | <b>3.000.000</b>                   | <b>74.247.000</b>   |
| CHELTUIELI CURENTE  | 300        | 01                | 71.247.000                       | 3.056.763                          | 74.303.763          |
| TITLUL I CHELTUIELI DE PERSONAL   | 301        | 10                | 19.285.000                       | 56.763                             | 19.341.763          |
| Cheltuieli salariale in bani  | 302        | 10.01             | 18.567.000                       | 56.763                             | 18.623.763          |



| Denumirea indicatorului bugetar  | Cod rand | Indicator bugetar | Total anterior (T1a+T2a+T3a+T4a) | Influente (Total - Total anterior) | Total (T1+T2+T3+T4) |
|--|----------|-------------------|----------------------------------|------------------------------------|---------------------|
| Salarii de baza  | 303      | 10.01.01          | 15.511.000                       | 32.957                             | 15.543.957          |
| Sporuri pentru conditii de munca   | 304      | 10.01.05          | 1.889.000                        | 0                                  | 1.889.000           |
| Alte sporuri   | 305      | 10.01.06          | 124.000                          | 0                                  | 124.000             |
| Drepturi de delegare   | 306      | 10.01.13          | 34.000                           | 0                                  | 34.000              |
| Indemnizatie de hrana  | 307      | 10.01.17          | 779.000                          | 0                                  | 779.000             |
| Alte drepturi salariale in bani  | 308      | 10.01.30          | 230.000                          | 23.806                             | 253.806             |
| Cheltuieli salariale in natura   | 309      | 10.02             | 268.000                          | 0                                  | 268.000             |
| Tichete de vacanta   | 310      | 10.02.06          | 268.000                          | 0                                  | 268.000             |
| Contributii  | 311      | 10.03             | 450.000                          | 0                                  | 450.000             |
| Contributia asiguratorie pentru munca  | 312      | 10.03.07          | 450.000                          | 0                                  | 450.000             |
| <b>TITLUL II BUNURI SI SERVICII</b>  | 313      | 20                | 51.762.000                       | 3.000.000                          | 54.762.000          |
| Bunuri si servicii   | 314      | 20.01             | 28.643.000                       | 800.000                            | 29.443.000          |
| Furnituri de birou   | 315      | 20.01.01          | 195.000                          | 0                                  | 195.000             |
| Materiale pentru curatenie   | 316      | 20.01.02          | 1.519.000                        | 800.000                            | 2.319.000           |
| Incalzit, iluminat si forta motrica  | 317      | 20.01.03          | 8.565.000                        | 0                                  | 8.565.000           |
| Apa, canal si salubritate  | 318      | 20.01.04          | 225.000                          | 0                                  | 225.000             |
| Carburanti si lubrifianti  | 319      | 20.01.05          | 141.000                          | 0                                  | 141.000             |
| Piese de schimb  | 320      | 20.01.06          | 1.623.000                        | 0                                  | 1.623.000           |
| Posta, telecomunicatii, radio, tv, internet  | 321      | 20.01.08          | 330.000                          | 0                                  | 330.000             |
| Materiale si prestari de servicii cu caracter functional   | 322      | 20.01.09          | 2.300.000                        | 0                                  | 2.300.000           |
| Alte bunuri si servicii pentru intretinere si functionare  | 323      | 20.01.30          | 13.745.000                       | 0                                  | 13.745.000          |
| Reparatii curente  | 324      | 20.02             | 3.100.000                        | 0                                  | 3.100.000           |
| Hrana  | 325      | 20.03             | 11.100.000                       | 2.200.000                          | 13.300.000          |
| Hrana pentru oameni  | 326      | 20.03.01          | 11.100.000                       | 2.200.000                          | 13.300.000          |
| Medicamente si materiale sanitare  | 327      | 20.04             | 159.000                          | 0                                  | 159.000             |
| Medicamente  | 328      | 20.04.01          | 30.000                           | 0                                  | 30.000              |
| Materiale sanitare   | 329      | 20.04.02          | 77.000                           | 0                                  | 77.000              |
| Dezinfectanti  | 330      | 20.04.04          | 52.000                           | 0                                  | 52.000              |
| Bunuri de natura obiectelor de inventar  | 331      | 20.05             | 808.000                          | 0                                  | 808.000             |
| Uniforme si echipament   | 332      | 20.05.01          | 118.000                          | 0                                  | 118.000             |
| Lenjerie si accesorii de pat   | 333      | 20.05.03          | 30.000                           | 0                                  | 30.000              |
| Alte obiecte de inventar   | 334      | 20.05.30          | 660.000                          | 0                                  | 660.000             |
| Deplasari, detasari, transferari   | 335      | 20.06             | 236.000                          | 0                                  | 236.000             |
| Deplasari interne, detasari, transferari   | 336      | 20.06.01          | 115.000                          | 0                                  | 115.000             |
| Deplasari in strainatate   | 337      | 20.06.02          | 121.000                          | 0                                  | 121.000             |
| Carti, publicatii si materiale documentare   | 338      | 20.11             | 47.000                           | 0                                  | 47.000              |
| consultanta si expertiza   | 339      | 20.12             | 60.000                           | 0                                  | 60.000              |
| Pregatire profesionala   | 340      | 20.13             | 122.000                          | 0                                  | 122.000             |
| Protectia muncii   | 341      | 20.14             | 47.000                           | 0                                  | 47.000              |
| Cheltuieli judiciare si extrajudiciare derivate din actiuni in reprezentarea intereselor statului, potrivit dispozitiilor legale | 342      | 20.25             | 40.000                           | 0                                  | 40.000              |
| Alte cheltuieli  | 343      | 20.30             | 7.400.000                        | 0                                  | 7.400.000           |
| Reclama si publicitate   | 344      | 20.30.01          | 80.000                           | 0                                  | 80.000              |



| Denumirea indicatorului bugetar   | Cod rand   | Indicator bugetar | Total anterior (T1a+T2a+T3a+T4a) | Influente (Total - Total anterior) | Total (T1+T2+T3+T4) |
|---|------------|-------------------|----------------------------------|------------------------------------|---------------------|
| Protocol si reprezentare  | 345        | 20.30.02          | 16.000                           | 0                                  | 16.000              |
| Prime de asigurare non-viata  | 346        | 20.30.03          | 74.000                           | 0                                  | 74.000              |
| Chirii  | 347        | 20.30.04          | 130.000                          | 0                                  | 130.000             |
| alte cheltuieli cu bunuri si servicii   | 348        | 20.30.30          | 7.100.000                        | 0                                  | 7.100.000           |
| <b>TITLUL XI ALTE CHELTUIELI</b>  | 349        | 59                | 200.000                          | 0                                  | 200.000             |
| Sume aferente persoanelor cu handicap neincadrate   | 350        | 59.40             | 200.000                          | 0                                  | 200.000             |
| PLATI EFECTUATE IN ANII PRECEDENTI SI RECUPERATE IN ANUL CURENT   | 351        | 84                | 0                                | -56.763                            | -56.763             |
| <b>TITLUL XXI PATI EFECTUATE IN ANII PRECEDENTI SI RECUPERATE IN ANUL CURENT</b>                              | 352        | 85                | 0                                | -56.763                            | -56.763             |
| Plati efectuate in anii precedenti si recuperate in anul curent   | 353        | 85.01             | 0                                | -56.763                            | -56.763             |
| Plati efectuate in anii precedenti si recuperate in anul curent in sectiunea de functionare a bugetului local | 354        | 85.01.01          | 0                                | -56.763                            | -56.763             |
|   |            |                   |                                  |                                    |                     |
| <b>Partea I-a SERVICII PUBLICE GENERALE</b>   | <b>355</b> | <b>50.02G</b>     | <b>10.860.000</b>                | <b>1.500.000</b>                   | <b>12.360.000</b>   |
| <b>Alte servicii publice generale</b>   | <b>356</b> | <b>54.02G</b>     | <b>10.860.000</b>                | <b>1.500.000</b>                   | <b>12.360.000</b>   |
| CHELTUIELI CURENTE  | 357        | 01                | 10.860.000                       | 1.500.000                          | 12.360.000          |
| <b>TITLUL II BUNURI SI SERVICII</b>   | 358        | 20                | 10.860.000                       | 1.500.000                          | 12.360.000          |
| Bunuri si servicii  | 359        | 20.01             | 2.662.000                        | 400.000                            | 3.062.000           |
| Furnituri de birou  | 360        | 20.01.01          | 75.000                           | 0                                  | 75.000              |
| Materiale pentru curatenie  | 361        | 20.01.02          | 1.200.000                        | 400.000                            | 1.600.000           |
| Incalzit, iluminat si forta motrica   | 362        | 20.01.03          | 700.000                          | 0                                  | 700.000             |
| Apa, canal si salubritate   | 363        | 20.01.04          | 50.000                           | 0                                  | 50.000              |
| Carburanti si lubrifianti   | 364        | 20.01.05          | 54.000                           | 0                                  | 54.000              |
| Piese de schimb   | 365        | 20.01.06          | 73.000                           | 0                                  | 73.000              |
| Posta, telecomunicatii, radio, tv, internet   | 366        | 20.01.08          | 30.000                           | 0                                  | 30.000              |
| Materiale si prestari de servicii cu caracter functional  | 367        | 20.01.09          | 350.000                          | 0                                  | 350.000             |
| Alte bunuri si servicii pentru intretinere si functionare   | 368        | 20.01.30          | 130.000                          | 0                                  | 130.000             |
| Reparatii curente   | 369        | 20.02             | 400.000                          | 0                                  | 400.000             |
| Hrana   | 370        | 20.03             | 7.000.000                        | 1.100.000                          | 8.100.000           |
| Hrana pentru oameni   | 371        | 20.03.01          | 7.000.000                        | 1.100.000                          | 8.100.000           |
| Medicamente si materiale sanitare   | 372        | 20.04             | 89.000                           | 0                                  | 89.000              |
| Medicamente   | 373        | 20.04.01          | 20.000                           | 0                                  | 20.000              |
| Materiale sanitare  | 374        | 20.04.02          | 52.000                           | 0                                  | 52.000              |
| Dezinfectanti   | 375        | 20.04.04          | 17.000                           | 0                                  | 17.000              |
| Bunuri de natura obiectelor de inventar   | 376        | 20.05             | 290.000                          | 0                                  | 290.000             |
| Uniforme si echipament  | 377        | 20.05.01          | 60.000                           | 0                                  | 60.000              |
| Lenjerie si accesorii de pat  | 378        | 20.05.03          | 30.000                           | 0                                  | 30.000              |
| Alte obiecte de inventar  | 379        | 20.05.30          | 200.000                          | 0                                  | 200.000             |
| Deplasari, detasari, transferari  | 380        | 20.06             | 76.000                           | 0                                  | 76.000              |
| Deplasari interne, detasari, transferari  | 381        | 20.06.01          | 26.000                           | 0                                  | 26.000              |
| Deplasari in strainatate  | 382        | 20.06.02          | 50.000                           | 0                                  | 50.000              |



| Denumirea indicatorului bugetar                           | Cod rand   | Indicator bugetar | Total anterior (T1+T2+T3+T4a) | Influente (Total - Total anterior) | Total (T1+T2+T3+T4) |
|---|------------|-------------------|-------------------------------|------------------------------------|---------------------|
| Carti, publicatii si materiale documentare                | 383        | 20.11             | 23.000                        | 0                                  | 23.000              |
| consultanta si expertiza                                  | 384        | 20.12             | 35.000                        | 0                                  | 35.000              |
| Pregatire profesionala                                    | 385        | 20.13             | 40.000                        | 0                                  | 40.000              |
| Alte cheltuieli   | 386        | 20.30             | 245.000                       | 0                                  | 245.000             |
| Reclama si publicitate                                    | 387        | 20.30.01          | 30.000                        | 0                                  | 30.000              |
| Protocol si reprezentare                                  | 388        | 20.30.02          | 15.000                        | 0                                  | 15.000              |
| Prime de asigurare non-viata                              | 389        | 20.30.03          | 20.000                        | 0                                  | 20.000              |
| Chirii  | 390        | 20.30.04          | 30.000                        | 0                                  | 30.000              |
| alte cheltuieli cu bunuri si servicii                     | 391        | 20.30.30          | 150.000                       | 0                                  | 150.000             |
| <b>Alte servicii publice generale</b>                     | <b>392</b> | <b>54.02G.50</b>  | <b>10.860.000</b>             | <b>1.500.000</b>                   | <b>12.360.000</b>   |
| <b>Partea a III-a CHELTUIELI SOCIAL-CULTURALE</b>         | <b>393</b> | <b>64.02G</b>     | <b>23.103.000</b>             | <b>1.500.000</b>                   | <b>24.603.000</b>   |
| <b>Cultura, recreere si religie</b>                       | <b>394</b> | <b>67.02G</b>     | <b>7.658.000</b>              | <b>0</b>                           | <b>7.658.000</b>    |
| CHELTUIELI CURENTE  | 395        | 01                | 7.658.000                     | 18.219                             | 7.676.219           |
| TITLUL I CHELTUIELI DE PERSONAL                           | 396        | 10                | 4.941.000                     | 18.219                             | 4.959.219           |
| Cheltuieli salariale in bani                              | 397        | 10.01             | 4.776.000                     | 18.219                             | 4.794.219           |
| Salarii de baza   | 398        | 10.01.01          | 4.000.000                     | 0                                  | 4.000.000           |
| Sporuri pentru conditii de munca                          | 399        | 10.01.05          | 514.000                       | 0                                  | 514.000             |
| Alte sporuri  | 400        | 10.01.06          | 74.000                        | 0                                  | 74.000              |
| Drepturi de delegare                                      | 401        | 10.01.13          | 8.000                         | 0                                  | 8.000               |
| Indemnizatie de hrana                                     | 402        | 10.01.17          | 180.000                       | 0                                  | 180.000             |
| Alte drepturi salariale in bani                           | 403        | 10.01.30          | 0                             | 18.219                             | 18.219              |
| Cheltuieli salariale in natura                            | 404        | 10.02             | 45.000                        | 0                                  | 45.000              |
| Tichete de vacanta  | 405        | 10.02.06          | 45.000                        | 0                                  | 45.000              |
| Contributii   | 406        | 10.03             | 120.000                       | 0                                  | 120.000             |
| Contributia asiguratorie pentru munca                     | 407        | 10.03.07          | 120.000                       | 0                                  | 120.000             |
| TITLUL II BUNURI SI SERVICII                              | 408        | 20                | 2.717.000                     | 0                                  | 2.717.000           |
| Bunuri si servicii  | 409        | 20.01             | 2.050.000                     | 0                                  | 2.050.000           |
| Furnituri de birou  | 410        | 20.01.01          | 20.000                        | 0                                  | 20.000              |
| Materiale pentru curatenie                                | 411        | 20.01.02          | 90.000                        | 0                                  | 90.000              |
| Incalzit, iluminat si forta motrica                       | 412        | 20.01.03          | 750.000                       | 0                                  | 750.000             |
| Apa, canal si salubritate                                 | 413        | 20.01.04          | 60.000                        | 0                                  | 60.000              |
| Piese de schimb   | 414        | 20.01.06          | 100.000                       | 0                                  | 100.000             |
| Posta, telecomunicatii, radio, tv, internet               | 415        | 20.01.08          | 30.000                        | 0                                  | 30.000              |
| Materiale si prestari de servicii cu caracter functional  | 416        | 20.01.09          | 200.000                       | 0                                  | 200.000             |
| Alte bunuri si servicii pentru intretinere si functionare | 417        | 20.01.30          | 800.000                       | 0                                  | 800.000             |
| Reparatii curente   | 418        | 20.02             | 100.000                       | 0                                  | 100.000             |
| Bunuri de natura obiectelor de inventar                   | 419        | 20.05             | 200.000                       | 0                                  | 200.000             |
| Alte obiecte de inventar                                  | 420        | 20.05.30          | 200.000                       | 0                                  | 200.000             |
| Deplasari, detasari, transferari                          | 421        | 20.06             | 27.000                        | 0                                  | 27.000              |
| Deplasari interne, detasari, transferari                  | 422        | 20.06.01          | 15.000                        | 0                                  | 15.000              |
| Deplasari in strainatate                                  | 423        | 20.06.02          | 12.000                        | 0                                  | 12.000              |
| Carti, publicatii si materiale documentare                | 424        | 20.11             | 5.000                         | 0                                  | 5.000               |
| Pregatire profesionala                                    | 425        | 20.13             | 20.000                        | 0                                  | 20.000              |



| Denumirea indicatorului bugetar  | Cod rand   | Indicator bugetar | Total anterior (T1a+T2a+T3a+T4a) | Influente (Total - Total anterior) | Total (T1+T2+T3+T4) |
|--|------------|-------------------|----------------------------------|------------------------------------|---------------------|
| Protectia muncii   | 426        | 20.14             | 5.000                            | 0                                  | 5.000               |
| Cheltuieli judiciare si extrajudiciare derivate din actiuni in reprezentarea intereselor statului, potrivit dispozitiilor legale | 427        | 20.25             | 10.000                           | 0                                  | 10.000              |
| Alte cheltuieli  | 428        | 20.30             | 300.000                          | 0                                  | 300.000             |
| Reclama si publicitate   | 429        | 20.30.01          | 50.000                           | 0                                  | 50.000              |
| alte cheltuieli cu bunuri si servicii  | 430        | 20.30.30          | 250.000                          | 0                                  | 250.000             |
| PLATI EFECTUATE IN ANII PRECEDENTI SI RECUPERATE IN ANUL CURENT  | 431        | 84                | 0                                | -18.219                            | -18.219             |
| TITLUL XXI PATI EFECTUATE IN ANII PRECEDENTI SI RECUPERATE IN ANUL CURENT  | 432        | 85                | 0                                | -18.219                            | -18.219             |
| Plati efectuate in anii precedenti si recuperate in anul curent  | 433        | 85.01             | 0                                | -18.219                            | -18.219             |
| Plati efectuate in anii precedenti si recuperate in anul curent in sectiunea de functionare a bugetului local                    | 434        | 85.01.01          | 0                                | -18.219                            | -18.219             |
| <b>Alte servicii în domeniile culturii, recreerii si religiei</b>  | <b>435</b> | <b>67.02G.50</b>  | <b>7.658.000</b>                 | <b>0</b>                           | <b>7.658.000</b>    |
|  |            |                   |                                  |                                    |                     |
| <b>Asigurari si asistenta sociala</b>  | <b>436</b> | <b>68.02G</b>     | <b>15.445.000</b>                | <b>1.500.000</b>                   | <b>16.945.000</b>   |
| CHELTUIELI CURENTE   | 437        | 01                | 15.445.000                       | 1.532.957                          | 16.977.957          |
| TITLUL I CHELTUIELI DE PERSONAL  | 438        | 10                | 9.580.000                        | 32.957                             | 9.612.957           |
| Cheltuieli salariale in bani   | 439        | 10.01             | 9.190.000                        | 32.957                             | 9.222.957           |
| Salarii de baza  | 440        | 10.01.01          | 7.500.000                        | 32.957                             | 7.532.957           |
| Sporuri pentru conditii de munca   | 441        | 10.01.05          | 960.000                          | 0                                  | 960.000             |
| Alte sporuri   | 442        | 10.01.06          | 40.000                           | 0                                  | 40.000              |
| Drepturi de delegare   | 443        | 10.01.13          | 10.000                           | 0                                  | 10.000              |
| Indemnizatie de hrana  | 444        | 10.01.17          | 450.000                          | 0                                  | 450.000             |
| Alte drepturi salariale in bani  | 445        | 10.01.30          | 230.000                          | 0                                  | 230.000             |
| Cheltuieli salariale in natura   | 446        | 10.02             | 170.000                          | 0                                  | 170.000             |
| Tichete de vacanta   | 447        | 10.02.06          | 170.000                          | 0                                  | 170.000             |
| Contributii  | 448        | 10.03             | 220.000                          | 0                                  | 220.000             |
| Contributia asiguratorie pentru munca  | 449        | 10.03.07          | 220.000                          | 0                                  | 220.000             |
| TITLUL II BUNURI SI SERVICII   | 450        | 20                | 5.665.000                        | 1.500.000                          | 7.165.000           |
| Bunuri si servicii   | 451        | 20.01             | 890.000                          | 400.000                            | 1.290.000           |
| Furnituri de birou   | 452        | 20.01.01          | 50.000                           | 0                                  | 50.000              |
| Materiale pentru curatenie   | 453        | 20.01.02          | 200.000                          | 400.000                            | 600.000             |
| Incalzit, iluminat si forta motrica  | 454        | 20.01.03          | 215.000                          | 0                                  | 215.000             |
| Apa, canal si salubritate  | 455        | 20.01.04          | 35.000                           | 0                                  | 35.000              |
| Carburanti si lubrifianti  | 456        | 20.01.05          | 20.000                           | 0                                  | 20.000              |
| Piese de schimb  | 457        | 20.01.06          | 50.000                           | 0                                  | 50.000              |
| Posta, telecomunicatii, radio, tv, internet  | 458        | 20.01.08          | 40.000                           | 0                                  | 40.000              |
| Materiale si prestari de servicii cu caracter functional   | 459        | 20.01.09          | 250.000                          | 0                                  | 250.000             |
| Alte bunuri si servicii pentru intretinere si functionare  | 460        | 20.01.30          | 30.000                           | 0                                  | 30.000              |
| Reparatii curente  | 461        | 20.02             | 200.000                          | 0                                  | 200.000             |
| Hrana  | 462        | 20.03             | 4.100.000                        | 1.100.000                          | 5.200.000           |



| Denumirea indicatorului bugetar   | Cod rand | Indicator bugetar | Total anterior (T1a+T2a+T3a+T4a) | Influente (Total - Total anterior) | Total (T1+T2+T3+T4) |
|---|----------|-------------------|----------------------------------|------------------------------------|---------------------|
| Hrana pentru oameni   | 463      | 20.03.01          | 4.100.000                        | 1.100.000                          | 5.200.000           |
| Medicamente si materiale sanitare   | 464      | 20.04             | 70.000                           | 0                                  | 70.000              |
| Medicamente   | 465      | 20.04.01          | 10.000                           | 0                                  | 10.000              |
| Materiale sanitare  | 466      | 20.04.02          | 25.000                           | 0                                  | 25.000              |
| Dezinfectanti   | 467      | 20.04.04          | 35.000                           | 0                                  | 35.000              |
| Bunuri de natura obiectelor de inventar   | 468      | 20.05             | 100.000                          | 0                                  | 100.000             |
| Uniforme si echipament  | 469      | 20.05.01          | 40.000                           | 0                                  | 40.000              |
| Alte obiecte de inventar  | 470      | 20.05.30          | 60.000                           | 0                                  | 60.000              |
| Deplasari, detasari, transferari  | 471      | 20.06             | 20.000                           | 0                                  | 20.000              |
| Deplasari interne, detasari, transferari  | 472      | 20.06.01          | 20.000                           | 0                                  | 20.000              |
| Carti, publicatii si materiale documentare  | 473      | 20.11             | 15.000                           | 0                                  | 15.000              |
| consultanta si expertiza  | 474      | 20.12             | 25.000                           | 0                                  | 25.000              |
| Pregatire profesionala  | 475      | 20.13             | 20.000                           | 0                                  | 20.000              |
| Protectia muncii  | 476      | 20.14             | 30.000                           | 0                                  | 30.000              |
| Alte cheltuieli   | 477      | 20.30             | 195.000                          | 0                                  | 195.000             |
| Prime de asigurare non-viata  | 478      | 20.30.03          | 25.000                           | 0                                  | 25.000              |
| Chirii  | 479      | 20.30.04          | 100.000                          | 0                                  | 100.000             |
| alte cheltuieli cu bunuri si servicii   | 480      | 20.30.30          | 70.000                           | 0                                  | 70.000              |
| <b>TITLUL XI ALTE CHELTUIELI</b>  | 481      | 59                | 200.000                          | 0                                  | 200.000             |
| Sume aferente persoanelor cu handicap neincadrate   | 482      | 59.40             | 200.000                          | 0                                  | 200.000             |
| <b>PLATI EFECTUATE IN ANII PRECEDENTI SI RECUPERATE IN ANUL CURENT</b>  | 483      | 84                | 0                                | -32.957                            | -32.957             |
| <b>TITLUL XXI PATI EFECTUATE IN ANII PRECEDENTI SI RECUPERATE IN ANUL CURENT</b>                              | 484      | 85                | 0                                | -32.957                            | -32.957             |
| Plati efectuate in anii precedenti si recuperate in anul curent   | 485      | 85.01             | 0                                | -32.957                            | -32.957             |
| Plati efectuate in anii precedenti si recuperate in anul curent in sectiunea de functionare a bugetului local | 486      | 85.01.01          | 0                                | -32.957                            | -32.957             |
| <b>Alte cheltuieli in domeniul asigurarilor si asistentei sociale</b>   | 487      | 68.02G.50         | 15.445.000                       | 1.500.000                          | 16.945.000          |
| <b>Alte cheltuieli in domeniul asistentei sociale</b>   | 488      | 68.02G.50.50      | 15.445.000                       | 1.500.000                          | 16.945.000          |
| <b>Partea a IV-a SERVICII SI DEZVOLTARE PUBLICA, LOCUINTE, MEDIU SI APE</b>                                   | 489      | 69.02G            | 37.284.000                       | 0                                  | 37.284.000          |
| <b>Locuinte, servicii si dezvoltare publica</b>   | 490      | 70.02G            | 37.284.000                       | 0                                  | 37.284.000          |
| CHELTUIELI CURENTE  | 491      | 01                | 37.284.000                       | 5.587                              | 37.289.587          |
| <b>TITLUL I CHELTUIELI DE PERSONAL</b>  | 492      | 10                | 4.764.000                        | 5.587                              | 4.769.587           |
| Cheltuieli salariale in bani  | 493      | 10.01             | 4.601.000                        | 5.587                              | 4.606.587           |
| Salarii de baza   | 494      | 10.01.01          | 4.011.000                        | 0                                  | 4.011.000           |
| Sporuri pentru conditii de munca  | 495      | 10.01.05          | 415.000                          | 0                                  | 415.000             |
| Alte sporuri  | 496      | 10.01.06          | 10.000                           | 0                                  | 10.000              |
| Drepturi de delegare  | 497      | 10.01.13          | 16.000                           | 0                                  | 16.000              |
| Indemnizatie de hrana   | 498      | 10.01.17          | 149.000                          | 0                                  | 149.000             |
| Alte drepturi salariale in bani   | 499      | 10.01.30          | 0                                | 5.587                              | 5.587               |
| Cheltuieli salariale in natura  | 500      | 10.02             | 53.000                           | 0                                  | 53.000              |
| Tichete de vacanta  | 501      | 10.02.06          | 53.000                           | 0                                  | 53.000              |



| Denumirea indicatorului bugetar  | Cod rand | Indicator bugetar | Total anterior (T1a+T2a+T3a+T4a) | Influente (Total - Total anterior) | Total (T1+T2+T3+T4) |
|--|----------|-------------------|----------------------------------|------------------------------------|---------------------|
| Contributii  | 502      | 10.03             | 110.000                          | 0                                  | 110.000             |
| Contributia asiguratorie pentru munca  | 503      | 10.03.07          | 110.000                          | 0                                  | 110.000             |
| <b>TITLUL II BUNURI SI SERVICII</b>  | 504      | 20                | 32.520.000                       | 0                                  | 32.520.000          |
| Bunuri si servicii   | 505      | 20.01             | 23.041.000                       | 0                                  | 23.041.000          |
| Furnituri de birou   | 506      | 20.01.01          | 50.000                           | 0                                  | 50.000              |
| Materiale pentru curatenie   | 507      | 20.01.02          | 29.000                           | 0                                  | 29.000              |
| Incalzit, iluminat si forta motrica  | 508      | 20.01.03          | 6.900.000                        | 0                                  | 6.900.000           |
| Apa, canal si salubritate  | 509      | 20.01.04          | 80.000                           | 0                                  | 80.000              |
| Carburanti si lubrifianti  | 510      | 20.01.05          | 67.000                           | 0                                  | 67.000              |
| Piese de schimb  | 511      | 20.01.06          | 1.400.000                        | 0                                  | 1.400.000           |
| Posta, telecomunicatii, radio, tv, internet  | 512      | 20.01.08          | 230.000                          | 0                                  | 230.000             |
| Materiale si prestari de servicii cu caracter functional   | 513      | 20.01.09          | 1.500.000                        | 0                                  | 1.500.000           |
| Alte bunuri si servicii pentru intretinere si functionare  | 514      | 20.01.30          | 12.785.000                       | 0                                  | 12.785.000          |
| Reparatii curente  | 515      | 20.02             | 2.400.000                        | 0                                  | 2.400.000           |
| Bunuri de natura obiectelor de inventar  | 516      | 20.05             | 218.000                          | 0                                  | 218.000             |
| Uniforme si echipament   | 517      | 20.05.01          | 18.000                           | 0                                  | 18.000              |
| Alte obiecte de inventar   | 518      | 20.05.30          | 200.000                          | 0                                  | 200.000             |
| Deplasari, detasari, transferari   | 519      | 20.06             | 113.000                          | 0                                  | 113.000             |
| Deplasari interne, detasari, transferari   | 520      | 20.06.01          | 54.000                           | 0                                  | 54.000              |
| Deplasari in strainatate   | 521      | 20.06.02          | 59.000                           | 0                                  | 59.000              |
| Carti, publicatii si materiale documentare   | 522      | 20.11             | 4.000                            | 0                                  | 4.000               |
| Pregatire profesionala   | 523      | 20.13             | 42.000                           | 0                                  | 42.000              |
| Protectia muncii   | 524      | 20.14             | 12.000                           | 0                                  | 12.000              |
| Cheltuieli judiciare si extrajudiciare derivate din actiuni in reprezentarea intereselor statului, potrivit dispozitiilor legale | 525      | 20.25             | 30.000                           | 0                                  | 30.000              |
| Alte cheltuieli  | 526      | 20.30             | 6.660.000                        | 0                                  | 6.660.000           |
| Protocol si reprezentare   | 527      | 20.30.02          | 1.000                            | 0                                  | 1.000               |
| Prime de asigurare non-viata   | 528      | 20.30.03          | 29.000                           | 0                                  | 29.000              |
| alte cheltuieli cu bunuri si servicii  | 529      | 20.30.30          | 6.630.000                        | 0                                  | 6.630.000           |
| <b>PLATI EFECTUATE IN ANII PRECEDENTI SI RECUPERATE IN ANUL CURENT</b>   | 530      | 84                | 0                                | -5.587                             | -5.587              |
| <b>TITLUL XXI PATI EFECTUATE IN ANII PRECEDENTI SI RECUPERATE IN ANUL CURENT</b>   | 531      | 85                | 0                                | -5.587                             | -5.587              |
| Plati efectuate in anii precedenti si recuperate in anul curent  | 532      | 85.01             | 0                                | -5.587                             | -5.587              |
| Plati efectuate in anii precedenti si recuperate in anul curent in sectiunea de functionare a bugetului local                    | 533      | 85.01.01          | 0                                | -5.587                             | -5.587              |
| <b>Alte servicii in domeniul locuintei, serviciilor si dezvoltarii comunale</b>  | 534      | 70.02G.50         | 37.284.000                       | 0                                  | 37.284.000          |
|  |          |                   |                                  |                                    |                     |
| <b>Partea a VII-a REZERVE, EXCEDENT/DEFICIT</b>  | 535      | 96.02G            | 0                                | 0                                  | 0                   |
| <b>REZERVE</b>   | 536      | 97.02G            | 0                                | 0                                  | 0                   |
| <b>EXCEDENT</b>  | 537      | 98.02G            | 0                                | 0                                  | 0                   |
| <b>DEFICIT</b>   | 538      | 99.02G            | 0                                | 0                                  | 0                   |



| Denumirea indicatorului bugetar                                       | Cod rand   | Indicator bugetar   | Total anterior (T1a+T2a+T3a+T4a) | Influente (Total - Total anterior) | Total (T1+T2+T3+T4) |
|---|------------|---------------------|----------------------------------|------------------------------------|---------------------|
| <b>SECTIUNEA DEZVOLTARE</b>   |            |                     |                                  |                                    |                     |
| <b>TOTAL VENITURI</b>   | <b>539</b> | <b>00.01</b>        | <b>4.889.446</b>                 | <b>0</b>                           | <b>4.889.446</b>    |
| I. VENITURI CURENTE   | 540        | 00.02               | 446                              | 0                                  | 446                 |
| C. VENITURI NEFISCALE   | 541        | 16.00.03            | 446                              | 0                                  | 446                 |
| C2. VANZARI DE BUNURI SI SERVICII                                     | 542        | 31.00.01            | 446                              | 0                                  | 446                 |
| Transferuri voluntare, altele decat subventiile                       | 543        | 37.02G              | 446                              | 0                                  | 446                 |
| Varsaminte din sectiunea de functionare                               | 544        | 37.02G.04           | 446                              | 0                                  | 446                 |
| SUBVENTII DE LA ALTE NIVELE ALE ADMINISTRATIEI PUBLICE                | 545        | 42.00.02            | 4.889.000                        | 0                                  | 4.889.000           |
| Subventii de la alte administratii                                    | 546        | 43.02G              | 4.889.000                        | 0                                  | 4.889.000           |
| Subventii pentru institutii publice destinate sectiunii de dezvoltare | 547        | 43.02G.19           | 4.889.000                        | 0                                  | 4.889.000           |
|   |            |                     |                                  |                                    |                     |
| <b>TOTAL CHELTUIELI</b>   | <b>548</b> |                     | <b>40.120.000</b>                | <b>0</b>                           | <b>40.120.000</b>   |
| CHELTUIELI DE CAPITAL   | 549        | 70                  | 40.120.000                       | 0                                  | 40.120.000          |
| TITLUL XV ACTIVE NEFINANCIARE   | 550        | 71                  | 40.120.000                       | 0                                  | 40.120.000          |
| Active fixe   | 551        | 71.01               | 40.120.000                       | 0                                  | 40.120.000          |
| Constructii   | 552        | 71.01.01            | 26.565.000                       | -385.000                           | 26.180.000          |
| Masini, echipamente si mijloace de transport                          | 553        | 71.01.02            | 4.066.000                        | 355.000                            | 4.421.000           |
| Mobilier, aparatura birotica si alte active corporale                 | 554        | 71.01.03            | 5.072.000                        | 30.000                             | 5.102.000           |
| Alte active fixe  | 555        | 71.01.30            | 4.417.000                        | 0                                  | 4.417.000           |
|   |            |                     |                                  |                                    |                     |
| <b>Partea a III-a CHELTUIELI SOCIAL-CULTURALE</b>                     | <b>556</b> | <b>64.02G</b>       | <b>4.889.000</b>                 | <b>0</b>                           | <b>4.889.000</b>    |
| <b>Cultura, recreere si religie</b>                                   | <b>557</b> | <b>67.02G</b>       | <b>4.474.000</b>                 | <b>0</b>                           | <b>4.474.000</b>    |
| CHELTUIELI DE CAPITAL   | 558        | 70                  | 4.474.000                        | 0                                  | 4.474.000           |
| TITLUL XV ACTIVE NEFINANCIARE   | 559        | 71                  | 4.474.000                        | 0                                  | 4.474.000           |
| Active fixe   | 560        | 71.01               | 4.474.000                        | 0                                  | 4.474.000           |
| Mobilier, aparatura birotica si alte active corporale                 | 561        | 71.01.03            | 139.000                          | 0                                  | 139.000             |
| Alte active fixe  | 562        | 71.01.30            | 4.335.000                        | 0                                  | 4.335.000           |
| <b>Alte servicii în domeniile culturii, recreerii si religiei</b>     | <b>563</b> | <b>67.02G.50</b>    | <b>4.474.000</b>                 | <b>0</b>                           | <b>4.474.000</b>    |
|   |            |                     |                                  |                                    |                     |
| <b>Asigurari si asistenta sociala</b>                                 | <b>564</b> | <b>68.02G</b>       | <b>415.000</b>                   | <b>0</b>                           | <b>415.000</b>      |
| CHELTUIELI DE CAPITAL   | 565        | 70                  | 415.000                          | 0                                  | 415.000             |
| TITLUL XV ACTIVE NEFINANCIARE   | 566        | 71                  | 415.000                          | 0                                  | 415.000             |
| Active fixe   | 567        | 71.01               | 415.000                          | 0                                  | 415.000             |
| Constructii   | 568        | 71.01.01            | 385.000                          | -385.000                           | 0                   |
| Masini, echipamente si mijloace de transport                          | 569        | 71.01.02            | 30.000                           | 355.000                            | 385.000             |
| Mobilier, aparatura birotica si alte active corporale                 | 570        | 71.01.03            | 0                                | 30.000                             | 30.000              |
| <b>Alte cheltuieli in domeniul asigurarilor si asistentei sociale</b> | <b>571</b> | <b>68.02G.50</b>    | <b>415.000</b>                   | <b>0</b>                           | <b>415.000</b>      |
| <b>Alte cheltuieli in domeniul asistentei sociale</b>                 | <b>572</b> | <b>68.02G.50.50</b> | <b>415.000</b>                   | <b>0</b>                           | <b>415.000</b>      |



| Denumirea indicatorului bugetar   | Cod rand   | Indicator bugetar | Total anterior (T1a+T2a+T3a+T4a) | Influente (Total - Total anterior) | Total (T1+T2+T3+T4) |
|---|------------|-------------------|----------------------------------|------------------------------------|---------------------|
| <b>Partea a IV-a SERVICII SI DEZVOLTARE PUBLICA, LOCUINTE, MEDIU SI APE</b>     | <b>573</b> | <b>69.02G</b>     | <b>35.231.000</b>                | <b>0</b>                           | <b>35.231.000</b>   |
| <b>Locuinte, servicii si dezvoltare publica</b>                                 | <b>574</b> | <b>70.02G</b>     | <b>35.231.000</b>                | <b>0</b>                           | <b>35.231.000</b>   |
| CHELTUIELI DE CAPITAL   | 575        | 70                | 35.231.000                       | 0                                  | 35.231.000          |
| TITLUL XV ACTIVE NEFINANCIARE   | 576        | 71                | 35.231.000                       | 0                                  | 35.231.000          |
| Active fixe   | 577        | 71.01             | 35.231.000                       | 0                                  | 35.231.000          |
| Constructii   | 578        | 71.01.01          | 26.180.000                       | 0                                  | 26.180.000          |
| Masini, echipamente si mijloace de transport                                    | 579        | 71.01.02          | 4.036.000                        | 0                                  | 4.036.000           |
| Mobilier, aparatura birotica si alte active corporale                           | 580        | 71.01.03          | 4.933.000                        | 0                                  | 4.933.000           |
| Alte active fixe  | 581        | 71.01.30          | 82.000                           | 0                                  | 82.000              |
| <b>Alte servicii in domeniul locuintei, serviciilor si dezvoltarii comunale</b> | <b>582</b> | <b>70.02G.50</b>  | <b>35.231.000</b>                | <b>0</b>                           | <b>35.231.000</b>   |
|   |            |                   |                                  |                                    |                     |
| <b>Partea a VII-a REZERVE, EXCEDENT/DEFICIT</b>                                 | <b>583</b> | <b>96.02G</b>     | <b>0</b>                         | <b>0</b>                           | <b>0</b>            |
| <b>REZERVE</b>  | <b>584</b> | <b>97.02G</b>     | <b>0</b>                         | <b>0</b>                           | <b>0</b>            |
| <b>EXCEDENT</b>   | <b>585</b> | <b>98.02G</b>     | <b>0</b>                         | <b>0</b>                           | <b>0</b>            |
| <b>DEFICIT</b>  | <b>586</b> | <b>99.02G</b>     | <b>35.230.554</b>                | <b>0</b>                           | <b>35.230.554</b>   |

DIRECTOR EXECUTIV  
OLIMPIA MOIGRADAN

SEF SERVICIU  
STEFANIA MADARAS

Anexa <sup>7G</sup> la Hotărârea  
nr. 132 /2024 cuprinde un  
nr. de 16 pagini





**BUGETUL DE VENITURI PROPRII SI  
 SUBVENTII RECTIFICAT PE ANUL 2024 -  
 BUGET INDIVIDUAL  
 Sursa de finantare: 02G**

(lei)

| Denumirea indicatorului bugetar  | Cod rand  | Indicator bugetar | Total anterior (T1a+T2a+T3a+T4a) | Influente (Total - Total anterior) | Total (T1+T2+T3+T4) |
|--|-----------|-------------------|----------------------------------|------------------------------------|---------------------|
| <b>SECTIUNEA TOTAL</b>   |           |                   |                                  |                                    |                     |
| <b>TOTAL VENITURI</b>  | <b>1</b>  | <b>00.01</b>      | <b>26.720.000</b>                | <b>3.000.000</b>                   | <b>29.720.000</b>   |
| I. VENITURI CURENTE  | 2         | 00.02             | 10.860.000                       | 1.500.000                          | 12.360.000          |
| C. VENITURI NEFISCALE  | 3         | 16.00.03          | 10.860.000                       | 1.500.000                          | 12.360.000          |
| C2. VANZARI DE BUNURI SI SERVICII  | 4         | 31.00.01          | 10.860.000                       | 1.500.000                          | 12.360.000          |
| Venituri din prestari de servicii si alte activitati                             | 5         | 33.02G            | 10.860.000                       | 1.500.000                          | 12.360.000          |
| Venituri din valorificarea produselor obtinute din activitatea proprie sau anexa | 6         | 33.02G.16         | 6.760.000                        | 0                                  | 6.760.000           |
| Alte venituri din prestari de servicii si alte activitati                        | 7         | 33.02G.50         | 4.100.000                        | 1.500.000                          | 5.600.000           |
| SUBVENTII DE LA ALTE NIVELE ALE ADMINISTRATIEI PUBLICE                           | 8         | 42.00.02          | 15.860.000                       | 1.500.000                          | 17.360.000          |
| Subventii de la alte administratii   | 9         | 43.02G            | 15.860.000                       | 1.500.000                          | 17.360.000          |
| Subventii pentru institutii publice  | 10        | 43.02G.09         | 15.445.000                       | 1.500.000                          | 16.945.000          |
| Subventii pentru institutii publice destinate sectiunii de devoltare             | 11        | 43.02G.19         | 415.000                          | 0                                  | 415.000             |
|  |           |                   |                                  |                                    |                     |
| <b>TOTAL CHELTUIELI</b>  | <b>12</b> |                   | <b>26.720.000</b>                | <b>3.000.000</b>                   | <b>29.720.000</b>   |
| CHELTUIELI CURENTE   | 13        | 01                | 26.305.000                       | 3.032.957                          | 29.337.957          |
| TITLUL I CHELTUIELI DE PERSONAL  | 14        | 10                | 9.580.000                        | 32.957                             | 9.612.957           |
| Cheltuieli salariale in bani   | 15        | 10.01             | 9.190.000                        | 32.957                             | 9.222.957           |
| Salarii de baza  | 16        | 10.01.01          | 7.500.000                        | 32.957                             | 7.532.957           |
| Sporuri pentru conditii de munca   | 17        | 10.01.05          | 960.000                          | 0                                  | 960.000             |
| Alte sporuri   | 18        | 10.01.06          | 40.000                           | 0                                  | 40.000              |
| Drepturi de delegare   | 19        | 10.01.13          | 10.000                           | 0                                  | 10.000              |
| Indemnizatie de hrana  | 20        | 10.01.17          | 450.000                          | 0                                  | 450.000             |
| Alte drepturi salariale in bani  | 21        | 10.01.30          | 230.000                          | 0                                  | 230.000             |
| Cheltuieli salariale in natura   | 22        | 10.02             | 170.000                          | 0                                  | 170.000             |
| Tichete de vacanta   | 23        | 10.02.06          | 170.000                          | 0                                  | 170.000             |
| Contributii  | 24        | 10.03             | 220.000                          | 0                                  | 220.000             |
| Contributia asiguratorie pentru munca  | 25        | 10.03.07          | 220.000                          | 0                                  | 220.000             |
| TITLUL II BUNURI SI SERVICII   | 26        | 20                | 16.525.000                       | 3.000.000                          | 19.525.000          |
| Bunuri si servicii   | 27        | 20.01             | 3.552.000                        | 800.000                            | 4.352.000           |
| Furnituri de birou   | 28        | 20.01.01          | 125.000                          | 0                                  | 125.000             |
| Materiale pentru curatenie   | 29        | 20.01.02          | 1.400.000                        | 800.000                            | 2.200.000           |
| Incalzit, iluminat si forta motrica  | 30        | 20.01.03          | 915.000                          | 0                                  | 915.000             |
| Apa, canal si salubritate  | 31        | 20.01.04          | 85.000                           | 0                                  | 85.000              |



| Denumirea indicatorului bugetar   | Cod rand | Indicator bugetar | Total anterior (T1a+T2a+T3a+T4a) | Influente (Total - Total anterior) | Total (T1+T2+T3+T4) |
|---|----------|-------------------|----------------------------------|------------------------------------|---------------------|
| Carburanti si lubrifianti   | 32       | 20.01.05          | 74.000                           | 0                                  | 74.000              |
| Piese de schimb   | 33       | 20.01.06          | 123.000                          | 0                                  | 123.000             |
| Posta, telecomunicatii, radio, tv, internet                               | 34       | 20.01.08          | 70.000                           | 0                                  | 70.000              |
| Materiale si prestari de servicii cu caracter functional                  | 35       | 20.01.09          | 600.000                          | 0                                  | 600.000             |
| Alte bunuri si servicii pentru intretinere si functionare                 | 36       | 20.01.30          | 160.000                          | 0                                  | 160.000             |
| Reparatii curente   | 37       | 20.02             | 600.000                          | 0                                  | 600.000             |
| Hrana   | 38       | 20.03             | 11.100.000                       | 2.200.000                          | 13.300.000          |
| Hrana pentru oameni   | 39       | 20.03.01          | 11.100.000                       | 2.200.000                          | 13.300.000          |
| Medicamente si materiale sanitare   | 40       | 20.04             | 159.000                          | 0                                  | 159.000             |
| Medicamente   | 41       | 20.04.01          | 30.000                           | 0                                  | 30.000              |
| Materiale sanitare  | 42       | 20.04.02          | 77.000                           | 0                                  | 77.000              |
| Dezinfectanti   | 43       | 20.04.04          | 52.000                           | 0                                  | 52.000              |
| Bunuri de natura obiectelor de inventar                                   | 44       | 20.05             | 390.000                          | 0                                  | 390.000             |
| Uniforme si echipament  | 45       | 20.05.01          | 100.000                          | 0                                  | 100.000             |
| Lenjerie si accesorii de pat  | 46       | 20.05.03          | 30.000                           | 0                                  | 30.000              |
| Alte obiecte de inventar  | 47       | 20.05.30          | 260.000                          | 0                                  | 260.000             |
| Deplasari, detasari, transferari  | 48       | 20.06             | 96.000                           | 0                                  | 96.000              |
| Deplasari interne, detasari, transferari                                  | 49       | 20.06.01          | 46.000                           | 0                                  | 46.000              |
| Deplasari in strainatate  | 50       | 20.06.02          | 50.000                           | 0                                  | 50.000              |
| Carti, publicatii si materiale documentare                                | 51       | 20.11             | 38.000                           | 0                                  | 38.000              |
| consultanta si expertiza  | 52       | 20.12             | 60.000                           | 0                                  | 60.000              |
| Pregatire profesionala  | 53       | 20.13             | 60.000                           | 0                                  | 60.000              |
| Protectia muncii  | 54       | 20.14             | 30.000                           | 0                                  | 30.000              |
| Alte cheltuieli   | 55       | 20.30             | 440.000                          | 0                                  | 440.000             |
| Reclama si publicitate  | 56       | 20.30.01          | 30.000                           | 0                                  | 30.000              |
| Protocol si reprezentare  | 57       | 20.30.02          | 15.000                           | 0                                  | 15.000              |
| Prime de asigurare non-viata  | 58       | 20.30.03          | 45.000                           | 0                                  | 45.000              |
| Chirii  | 59       | 20.30.04          | 130.000                          | 0                                  | 130.000             |
| alte cheltuieli cu bunuri si servicii                                     | 60       | 20.30.30          | 220.000                          | 0                                  | 220.000             |
| TITLUL XI ALTE CHELTUIELI   | 61       | 59                | 200.000                          | 0                                  | 200.000             |
| Sume aferente persoanelor cu handicap neincadrate                         | 62       | 59.40             | 200.000                          | 0                                  | 200.000             |
| CHELTUIELI DE CAPITAL   | 63       | 70                | 415.000                          | 0                                  | 415.000             |
| TITLUL XV ACTIVE NEFINANCIARE   | 64       | 71                | 415.000                          | 0                                  | 415.000             |
| Active fixe   | 65       | 71.01             | 415.000                          | 0                                  | 415.000             |
| Constructii   | 66       | 71.01.01          | 385.000                          | -385.000                           | 0                   |
| Masini, echipamente si mijloace de transport                              | 67       | 71.01.02          | 30.000                           | 355.000                            | 385.000             |
| Mobilier, aparatura birotica si alte active corporale                     | 68       | 71.01.03          | 0                                | 30.000                             | 30.000              |
| PLATI EFECTUATE IN ANII PRECEDENTI SI RECUPERATE IN ANUL CURENT           | 69       | 84                | 0                                | -32.957                            | -32.957             |
| TITLUL XXI PATI EFECTUATE IN ANII PRECEDENTI SI RECUPERATE IN ANUL CURENT | 70       | 85                | 0                                | -32.957                            | -32.957             |
| Plati efectuate in anii precedenti si recuperate in anul curent           | 71       | 85.01             | 0                                | -32.957                            | -32.957             |



| Denumirea indicatorului bugetar   | Cod rand   | Indicator bugetar | Total anterior (T1a+T2a+T3a+T4a) | Influente (Total - Total anterior) | Total (T1+T2+T3+T4) |
|---|------------|-------------------|----------------------------------|------------------------------------|---------------------|
| Plati efectuate in anii precedenti si recuperate in anul curent in sectiunea de functionare a bugetului local | 72         | 85.01.01          | 0                                | -32.957                            | -32.957             |
| <b>Partea I-a SERVICII PUBLICE GENERALE</b>   | <b>73</b>  | <b>50.02G</b>     | <b>10.860.000</b>                | <b>1.500.000</b>                   | <b>12.360.000</b>   |
| <b>Alte servicii publice generale</b>   | <b>74</b>  | <b>54.02G</b>     | <b>10.860.000</b>                | <b>1.500.000</b>                   | <b>12.360.000</b>   |
| CHELTUIELI CURENTE  | 75         | 01                | 10.860.000                       | 1.500.000                          | 12.360.000          |
| TITLUL II BUNURI SI SERVICII  | 76         | 20                | 10.860.000                       | 1.500.000                          | 12.360.000          |
| Bunuri si servicii  | 77         | 20.01             | 2.662.000                        | 400.000                            | 3.062.000           |
| Furnituri de birou  | 78         | 20.01.01          | 75.000                           | 0                                  | 75.000              |
| Materiale pentru curatenie  | 79         | 20.01.02          | 1.200.000                        | 400.000                            | 1.600.000           |
| Incalzit, iluminat si forta motrica   | 80         | 20.01.03          | 700.000                          | 0                                  | 700.000             |
| Apa, canal si salubritate   | 81         | 20.01.04          | 50.000                           | 0                                  | 50.000              |
| Carburanti si lubrifianti   | 82         | 20.01.05          | 54.000                           | 0                                  | 54.000              |
| Piese de schimb   | 83         | 20.01.06          | 73.000                           | 0                                  | 73.000              |
| Posta, telecomunicatii, radio, tv, internet   | 84         | 20.01.08          | 30.000                           | 0                                  | 30.000              |
| Materiale si prestari de servicii cu caracter functional  | 85         | 20.01.09          | 350.000                          | 0                                  | 350.000             |
| Alte bunuri si servicii pentru intretinere si functionare   | 86         | 20.01.30          | 130.000                          | 0                                  | 130.000             |
| Reparatii curente   | 87         | 20.02             | 400.000                          | 0                                  | 400.000             |
| Hrana   | 88         | 20.03             | 7.000.000                        | 1.100.000                          | 8.100.000           |
| Hrana pentru oameni   | 89         | 20.03.01          | 7.000.000                        | 1.100.000                          | 8.100.000           |
| Medicamente si materiale sanitare   | 90         | 20.04             | 89.000                           | 0                                  | 89.000              |
| Medicamente   | 91         | 20.04.01          | 20.000                           | 0                                  | 20.000              |
| Materiale sanitare  | 92         | 20.04.02          | 52.000                           | 0                                  | 52.000              |
| Dezinfectanti   | 93         | 20.04.04          | 17.000                           | 0                                  | 17.000              |
| Bunuri de natura obiectelor de inventar   | 94         | 20.05             | 290.000                          | 0                                  | 290.000             |
| Uniforme si echipament  | 95         | 20.05.01          | 60.000                           | 0                                  | 60.000              |
| Lenjerie si accesorii de pat  | 96         | 20.05.03          | 30.000                           | 0                                  | 30.000              |
| Alte obiecte de inventar  | 97         | 20.05.30          | 200.000                          | 0                                  | 200.000             |
| Deplasari, detasari, transferari  | 98         | 20.06             | 76.000                           | 0                                  | 76.000              |
| Deplasari interne, detasari, transferari  | 99         | 20.06.01          | 26.000                           | 0                                  | 26.000              |
| Deplasari in strainatate  | 100        | 20.06.02          | 50.000                           | 0                                  | 50.000              |
| Carti, publicatii si materiale documentare  | 101        | 20.11             | 23.000                           | 0                                  | 23.000              |
| consultanta si expertiza  | 102        | 20.12             | 35.000                           | 0                                  | 35.000              |
| Pregatire profesionala  | 103        | 20.13             | 40.000                           | 0                                  | 40.000              |
| Alte cheltuieli   | 104        | 20.30             | 245.000                          | 0                                  | 245.000             |
| Reclama si publicitate  | 105        | 20.30.01          | 30.000                           | 0                                  | 30.000              |
| Protocol si reprezentare  | 106        | 20.30.02          | 15.000                           | 0                                  | 15.000              |
| Prime de asigurare non-viata  | 107        | 20.30.03          | 20.000                           | 0                                  | 20.000              |
| Chirii  | 108        | 20.30.04          | 30.000                           | 0                                  | 30.000              |
| alte cheltuieli cu bunuri si servicii   | 109        | 20.30.30          | 150.000                          | 0                                  | 150.000             |
| <b>Alte servicii publice generale</b>   | <b>110</b> | <b>54.02G.50</b>  | <b>10.860.000</b>                | <b>1.500.000</b>                   | <b>12.360.000</b>   |
| <b>Partea a III-a CHELTUIELI SOCIAL-CULTURALE</b>   | <b>111</b> | <b>64.02G</b>     | <b>15.860.000</b>                | <b>1.500.000</b>                   | <b>17.360.000</b>   |
| <b>Asigurari si asistenta sociala</b>   | <b>112</b> | <b>68.02G</b>     | <b>15.860.000</b>                | <b>1.500.000</b>                   | <b>17.360.000</b>   |



| Denumirea indicatorului bugetar                           | Cod rand | Indicator bugetar | Total anterior (T1a+T2a+T3a+T4a) | Influente (Total - Total anterior) | Total (T1+T2+T3+T4) |
|---|----------|-------------------|----------------------------------|------------------------------------|---------------------|
| CHELTUIELI CURENTE  | 113      | 01                | 15.445.000                       | 1.532.957                          | 16.977.957          |
| TITLUL I CHELTUIELI DE PERSONAL                           | 114      | 10                | 9.580.000                        | 32.957                             | 9.612.957           |
| Cheltuieli salariale in bani                              | 115      | 10.01             | 9.190.000                        | 32.957                             | 9.222.957           |
| Salarii de baza   | 116      | 10.01.01          | 7.500.000                        | 32.957                             | 7.532.957           |
| Sporuri pentru conditii de munca                          | 117      | 10.01.05          | 960.000                          | 0                                  | 960.000             |
| Alte sporuri  | 118      | 10.01.06          | 40.000                           | 0                                  | 40.000              |
| Drepturi de delegare                                      | 119      | 10.01.13          | 10.000                           | 0                                  | 10.000              |
| Indemnizatie de hrana                                     | 120      | 10.01.17          | 450.000                          | 0                                  | 450.000             |
| Alte drepturi salariale in bani                           | 121      | 10.01.30          | 230.000                          | 0                                  | 230.000             |
| Cheltuieli salariale in natura                            | 122      | 10.02             | 170.000                          | 0                                  | 170.000             |
| Tichete de vacanta  | 123      | 10.02.06          | 170.000                          | 0                                  | 170.000             |
| Contributii   | 124      | 10.03             | 220.000                          | 0                                  | 220.000             |
| Contributia asiguratorie pentru munca                     | 125      | 10.03.07          | 220.000                          | 0                                  | 220.000             |
| TITLUL II BUNURI SI SERVICII                              | 126      | 20                | 5.665.000                        | 1.500.000                          | 7.165.000           |
| Bunuri si servicii  | 127      | 20.01             | 890.000                          | 400.000                            | 1.290.000           |
| Furnituri de birou  | 128      | 20.01.01          | 50.000                           | 0                                  | 50.000              |
| Materiale pentru curatenie                                | 129      | 20.01.02          | 200.000                          | 400.000                            | 600.000             |
| Incalzit, iluminat si forta motrica                       | 130      | 20.01.03          | 215.000                          | 0                                  | 215.000             |
| Apa, canal si salubritate                                 | 131      | 20.01.04          | 35.000                           | 0                                  | 35.000              |
| Carburanti si lubrifianti                                 | 132      | 20.01.05          | 20.000                           | 0                                  | 20.000              |
| Piese de schimb   | 133      | 20.01.06          | 50.000                           | 0                                  | 50.000              |
| Posta, telecomunicatii, radio, tv, internet               | 134      | 20.01.08          | 40.000                           | 0                                  | 40.000              |
| Materiale si prestari de servicii cu caracter functional  | 135      | 20.01.09          | 250.000                          | 0                                  | 250.000             |
| Alte bunuri si servicii pentru intretinere si functionare | 136      | 20.01.30          | 30.000                           | 0                                  | 30.000              |
| Reparatii curente   | 137      | 20.02             | 200.000                          | 0                                  | 200.000             |
| Hrana   | 138      | 20.03             | 4.100.000                        | 1.100.000                          | 5.200.000           |
| Hrana pentru oameni                                       | 139      | 20.03.01          | 4.100.000                        | 1.100.000                          | 5.200.000           |
| Medicamente si materiale sanitare                         | 140      | 20.04             | 70.000                           | 0                                  | 70.000              |
| Medicamente   | 141      | 20.04.01          | 10.000                           | 0                                  | 10.000              |
| Materiale sanitare  | 142      | 20.04.02          | 25.000                           | 0                                  | 25.000              |
| Dezinfectanti   | 143      | 20.04.04          | 35.000                           | 0                                  | 35.000              |
| Bunuri de natura obiectelor de inventar                   | 144      | 20.05             | 100.000                          | 0                                  | 100.000             |
| Uniforme si echipament                                    | 145      | 20.05.01          | 40.000                           | 0                                  | 40.000              |
| Alte obiecte de inventar                                  | 146      | 20.05.30          | 60.000                           | 0                                  | 60.000              |
| Deplasari, detasari, transferari                          | 147      | 20.06             | 20.000                           | 0                                  | 20.000              |
| Deplasari interne, detasari, transferari                  | 148      | 20.06.01          | 20.000                           | 0                                  | 20.000              |
| Carti, publicatii si materiale documentare                | 149      | 20.11             | 15.000                           | 0                                  | 15.000              |
| consultanta si expertiza                                  | 150      | 20.12             | 25.000                           | 0                                  | 25.000              |
| Pregatire profesionala                                    | 151      | 20.13             | 20.000                           | 0                                  | 20.000              |
| Protectia muncii  | 152      | 20.14             | 30.000                           | 0                                  | 30.000              |
| Alte cheltuieli   | 153      | 20.30             | 195.000                          | 0                                  | 195.000             |
| Prime de asigurare non-viata                              | 154      | 20.30.03          | 25.000                           | 0                                  | 25.000              |
| Chirii  | 155      | 20.30.04          | 100.000                          | 0                                  | 100.000             |
| alte cheltuieli cu bunuri si servicii                     | 156      | 20.30.30          | 70.000                           | 0                                  | 70.000              |



| Denumirea indicatorului bugetar   | Cod rand | Indicator bugetar | Total anterior (T1a+T2a+T3a+T4a) | Influente (Total - Total anterior) | Total (T1+T2+T3+T4) |
|---|----------|-------------------|----------------------------------|------------------------------------|---------------------|
| <b>TITLUL XI ALTE CHELTUIELI</b>  | 157      | 59                | 200.000                          | 0                                  | 200.000             |
| Sume aferente persoanelor cu handicap neincadrate   | 158      | 59.40             | 200.000                          | 0                                  | 200.000             |
| <b>CHELTUIELI DE CAPITAL</b>  | 159      | 70                | 415.000                          | 0                                  | 415.000             |
| <b>TITLUL XV ACTIVE NEFINANCIARE</b>  | 160      | 71                | 415.000                          | 0                                  | 415.000             |
| Active fixe   | 161      | 71.01             | 415.000                          | 0                                  | 415.000             |
| Constructii   | 162      | 71.01.01          | 385.000                          | -385.000                           | 0                   |
| Masini, echipamente si mijloace de transport  | 163      | 71.01.02          | 30.000                           | 355.000                            | 385.000             |
| Mobilier, aparatura birotica si alte active corporale   | 164      | 71.01.03          | 0                                | 30.000                             | 30.000              |
| <b>PLATI EFECTUATE IN ANII PRECEDENTI SI RECUPERATE IN ANUL CURENT</b>  | 165      | 84                | 0                                | -32.957                            | -32.957             |
| <b>TITLUL XXI PATI EFECTUATE IN ANII PRECEDENTI SI RECUPERATE IN ANUL CURENT</b>                              | 166      | 85                | 0                                | -32.957                            | -32.957             |
| Plati efectuate in anii precedenti si recuperate in anul curent   | 167      | 85.01             | 0                                | -32.957                            | -32.957             |
| Plati efectuate in anii precedenti si recuperate in anul curent in sectiunea de functionare a bugetului local | 168      | 85.01.01          | 0                                | -32.957                            | -32.957             |
| <b>Alte cheltuieli in domeniul asigurarilor si asistentei sociale</b>   | 169      | 68.02G.50         | 15.860.000                       | 1.500.000                          | 17.360.000          |
| <b>Alte cheltuieli in domeniul asistentei sociale</b>   | 170      | 68.02G.50.50      | 15.860.000                       | 1.500.000                          | 17.360.000          |
|   |          |                   |                                  |                                    |                     |
| <b>Partea a VII-a REZERVE, EXCEDENT/DEFICIT</b>   | 171      | 96.02G            | 0                                | 0                                  | 0                   |
| <b>REZERVE</b>  | 172      | 97.02G            | 0                                | 0                                  | 0                   |
| <b>EXCEDENT</b>   | 173      | 98.02G            | 0                                | 0                                  | 0                   |
| <b>DEFICIT</b>  | 174      | 99.02G            | 0                                | 0                                  | 0                   |
|   |          |                   |                                  |                                    |                     |
| <b>SECTIUNEA FUNCTIONARE</b>  |          |                   |                                  |                                    |                     |
| <b>TOTAL VENITURI</b>   | 175      | 00.01             | 26.305.000                       | 3.000.000                          | 29.305.000          |
| I. VENITURI CURENTE   | 176      | 00.02             | 10.860.000                       | 1.500.000                          | 12.360.000          |
| C. VENITURI NEFISCALE   | 177      | 16.00.03          | 10.860.000                       | 1.500.000                          | 12.360.000          |
| C2. VANZARI DE BUNURI SI SERVICII   | 178      | 31.00.01          | 10.860.000                       | 1.500.000                          | 12.360.000          |
| Venituri din prestari de servicii si alte activitati  | 179      | 33.02G            | 10.860.000                       | 1.500.000                          | 12.360.000          |
| Venituri din valorificarea produselor obtinute din activitatea proprie sau anexa                              | 180      | 33.02G.16         | 6.760.000                        | 0                                  | 6.760.000           |
| Alte venituri din prestari de servicii si alte activitati   | 181      | 33.02G.50         | 4.100.000                        | 1.500.000                          | 5.600.000           |
| SUBVENTII DE LA ALTE NIVELE ALE ADMINISTRATIEI PUBLICE  | 182      | 42.00.02          | 15.445.000                       | 1.500.000                          | 16.945.000          |
| Subventii de la alte administratii  | 183      | 43.02G            | 15.445.000                       | 1.500.000                          | 16.945.000          |
| Subventii pentru institutii publice   | 184      | 43.02G.09         | 15.445.000                       | 1.500.000                          | 16.945.000          |
|   |          |                   |                                  |                                    |                     |
| <b>TOTAL CHELTUIELI</b>   | 185      |                   | 26.305.000                       | 3.000.000                          | 29.305.000          |
| CHELTUIELI CURENTE  | 186      | 01                | 26.305.000                       | 3.032.957                          | 29.337.957          |
| <b>TITLUL I CHELTUIELI DE PERSONAL</b>  | 187      | 10                | 9.580.000                        | 32.957                             | 9.612.957           |
| Cheltuieli salariale in bani  | 188      | 10.01             | 9.190.000                        | 32.957                             | 9.222.957           |
| Salarii de baza   | 189      | 10.01.01          | 7.500.000                        | 32.957                             | 7.532.957           |
| Sporuri pentru conditii de munca  | 190      | 10.01.05          | 960.000                          | 0                                  | 960.000             |



| Denumirea indicatorului bugetar                           | Cod rand | Indicator bugetar | Total anterior (T1a+T2a+T3a+T4a) | Influente (Total - Total anterior) | Total (T1+T2+T3+T4) |
|---|----------|-------------------|----------------------------------|------------------------------------|---------------------|
| Alte sporuri  | 191      | 10.01.06          | 40.000                           | 0                                  | 40.000              |
| Drepturi de delegare                                      | 192      | 10.01.13          | 10.000                           | 0                                  | 10.000              |
| Indemnizatie de hrana                                     | 193      | 10.01.17          | 450.000                          | 0                                  | 450.000             |
| Alte drepturi salariale in bani                           | 194      | 10.01.30          | 230.000                          | 0                                  | 230.000             |
| Cheltuieli salariale in natura                            | 195      | 10.02             | 170.000                          | 0                                  | 170.000             |
| Tichete de vacanta  | 196      | 10.02.06          | 170.000                          | 0                                  | 170.000             |
| Contributii   | 197      | 10.03             | 220.000                          | 0                                  | 220.000             |
| Contributia asiguratorie pentru munca                     | 198      | 10.03.07          | 220.000                          | 0                                  | 220.000             |
| <b>TITLUL II BUNURI SI SERVICII</b>                       | 199      | 20                | 16.525.000                       | 3.000.000                          | 19.525.000          |
| Bunuri si servicii  | 200      | 20.01             | 3.552.000                        | 800.000                            | 4.352.000           |
| Furnituri de birou  | 201      | 20.01.01          | 125.000                          | 0                                  | 125.000             |
| Materiale pentru curatenie                                | 202      | 20.01.02          | 1.400.000                        | 800.000                            | 2.200.000           |
| Incalzit, iluminat si forta motrica                       | 203      | 20.01.03          | 915.000                          | 0                                  | 915.000             |
| Apa, canal si salubritate                                 | 204      | 20.01.04          | 85.000                           | 0                                  | 85.000              |
| Carburanti si lubrifianti                                 | 205      | 20.01.05          | 74.000                           | 0                                  | 74.000              |
| Piese de schimb   | 206      | 20.01.06          | 123.000                          | 0                                  | 123.000             |
| Posta, telecomunicatii, radio, tv, internet               | 207      | 20.01.08          | 70.000                           | 0                                  | 70.000              |
| Materiale si prestari de servicii cu caracter functional  | 208      | 20.01.09          | 600.000                          | 0                                  | 600.000             |
| Alte bunuri si servicii pentru intretinere si functionare | 209      | 20.01.30          | 160.000                          | 0                                  | 160.000             |
| Reparatii curente   | 210      | 20.02             | 600.000                          | 0                                  | 600.000             |
| Hrana   | 211      | 20.03             | 11.100.000                       | 2.200.000                          | 13.300.000          |
| Hrana pentru oameni                                       | 212      | 20.03.01          | 11.100.000                       | 2.200.000                          | 13.300.000          |
| Medicamente si materiale sanitare                         | 213      | 20.04             | 159.000                          | 0                                  | 159.000             |
| Medicamente   | 214      | 20.04.01          | 30.000                           | 0                                  | 30.000              |
| Materiale sanitare  | 215      | 20.04.02          | 77.000                           | 0                                  | 77.000              |
| Dezinfectanti   | 216      | 20.04.04          | 52.000                           | 0                                  | 52.000              |
| Bunuri de natura obiectelor de inventar                   | 217      | 20.05             | 390.000                          | 0                                  | 390.000             |
| Uniforme si echipament                                    | 218      | 20.05.01          | 100.000                          | 0                                  | 100.000             |
| Lenjerie si accesorii de pat                              | 219      | 20.05.03          | 30.000                           | 0                                  | 30.000              |
| Alte obiecte de inventar                                  | 220      | 20.05.30          | 260.000                          | 0                                  | 260.000             |
| Deplasari, detasari, transferari                          | 221      | 20.06             | 96.000                           | 0                                  | 96.000              |
| Deplasari interne, detasari, transferari                  | 222      | 20.06.01          | 46.000                           | 0                                  | 46.000              |
| Deplasari in strainatate                                  | 223      | 20.06.02          | 50.000                           | 0                                  | 50.000              |
| Carti, publicatii si materiale documentare                | 224      | 20.11             | 38.000                           | 0                                  | 38.000              |
| consultanta si expertiza                                  | 225      | 20.12             | 60.000                           | 0                                  | 60.000              |
| Pregatire profesionala                                    | 226      | 20.13             | 60.000                           | 0                                  | 60.000              |
| Protectia muncii  | 227      | 20.14             | 30.000                           | 0                                  | 30.000              |
| Alte cheltuieli   | 228      | 20.30             | 440.000                          | 0                                  | 440.000             |
| Reclama si publicitate                                    | 229      | 20.30.01          | 30.000                           | 0                                  | 30.000              |
| Protocol si reprezentare                                  | 230      | 20.30.02          | 15.000                           | 0                                  | 15.000              |
| Prime de asigurare non-viata                              | 231      | 20.30.03          | 45.000                           | 0                                  | 45.000              |
| Chirii  | 232      | 20.30.04          | 130.000                          | 0                                  | 130.000             |
| alte cheltuieli cu bunuri si servicii                     | 233      | 20.30.30          | 220.000                          | 0                                  | 220.000             |
| <b>TITLUL XI ALTE CHELTUIELI</b>                          | 234      | 59                | 200.000                          | 0                                  | 200.000             |



| Denumirea indicatorului bugetar   | Cod rand   | Indicator bugetar | Total anterior (T1a+T2a+T3a+T4a) | Influente (Total - Total anterior) | Total (T1+T2+T3+T4) |
|---|------------|-------------------|----------------------------------|------------------------------------|---------------------|
| Sume aferente persoanelor cu handicap neincadrate   | 235        | 59.40             | 200.000                          | 0                                  | 200.000             |
| PLATI EFECTUATE IN ANII PRECEDENTI SI RECUPERATE IN ANUL CURENT   | 236        | 84                | 0                                | -32.957                            | -32.957             |
| TITLUL XXI PATI EFECTUATE IN ANII PRECEDENTI SI RECUPERATE IN ANUL CURENT                                     | 237        | 85                | 0                                | -32.957                            | -32.957             |
| Plati efectuate in anii precedenti si recuperate in anul curent   | 238        | 85.01             | 0                                | -32.957                            | -32.957             |
| Plati efectuate in anii precedenti si recuperate in anul curent in sectiunea de functionare a bugetului local | 239        | 85.01.01          | 0                                | -32.957                            | -32.957             |
|   |            |                   |                                  |                                    |                     |
| <b>Partea I-a SERVICII PUBLICE GENERALE</b>   | <b>240</b> | <b>50.02G</b>     | <b>10.860.000</b>                | <b>1.500.000</b>                   | <b>12.360.000</b>   |
| <b>Alte servicii publice generale</b>   | <b>241</b> | <b>54.02G</b>     | <b>10.860.000</b>                | <b>1.500.000</b>                   | <b>12.360.000</b>   |
| CHELTUIELI CURENTE  | 242        | 01                | 10.860.000                       | 1.500.000                          | 12.360.000          |
| TITLUL II BUNURI SI SERVICII  | 243        | 20                | 10.860.000                       | 1.500.000                          | 12.360.000          |
| Bunuri si servicii  | 244        | 20.01             | 2.662.000                        | 400.000                            | 3.062.000           |
| Furnituri de birou  | 245        | 20.01.01          | 75.000                           | 0                                  | 75.000              |
| Materiale pentru curatenie  | 246        | 20.01.02          | 1.200.000                        | 400.000                            | 1.600.000           |
| Incalzit, iluminat si forta motrica   | 247        | 20.01.03          | 700.000                          | 0                                  | 700.000             |
| Apa, canal si salubritate   | 248        | 20.01.04          | 50.000                           | 0                                  | 50.000              |
| Carburanti si lubrifianti   | 249        | 20.01.05          | 54.000                           | 0                                  | 54.000              |
| Piese de schimb   | 250        | 20.01.06          | 73.000                           | 0                                  | 73.000              |
| Posta, telecomunicatii, radio, tv, internet   | 251        | 20.01.08          | 30.000                           | 0                                  | 30.000              |
| Materiale si prestari de servicii cu caracter functional  | 252        | 20.01.09          | 350.000                          | 0                                  | 350.000             |
| Alte bunuri si servicii pentru intretinere si functionare   | 253        | 20.01.30          | 130.000                          | 0                                  | 130.000             |
| Reparatii curente   | 254        | 20.02             | 400.000                          | 0                                  | 400.000             |
| Hrana   | 255        | 20.03             | 7.000.000                        | 1.100.000                          | 8.100.000           |
| Hrana pentru oameni   | 256        | 20.03.01          | 7.000.000                        | 1.100.000                          | 8.100.000           |
| Medicamente si materiale sanitare   | 257        | 20.04             | 89.000                           | 0                                  | 89.000              |
| Medicamente   | 258        | 20.04.01          | 20.000                           | 0                                  | 20.000              |
| Materiale sanitare  | 259        | 20.04.02          | 52.000                           | 0                                  | 52.000              |
| Dezinfectanti   | 260        | 20.04.04          | 17.000                           | 0                                  | 17.000              |
| Bunuri de natura obiectelor de inventar   | 261        | 20.05             | 290.000                          | 0                                  | 290.000             |
| Uniforme si echipament  | 262        | 20.05.01          | 60.000                           | 0                                  | 60.000              |
| Lenjerie si accesorii de pat  | 263        | 20.05.03          | 30.000                           | 0                                  | 30.000              |
| Alte obiecte de inventar  | 264        | 20.05.30          | 200.000                          | 0                                  | 200.000             |
| Deplasari, detasari, transferari  | 265        | 20.06             | 76.000                           | 0                                  | 76.000              |
| Deplasari interne, detasari, transferari  | 266        | 20.06.01          | 26.000                           | 0                                  | 26.000              |
| Deplasari in strainatate  | 267        | 20.06.02          | 50.000                           | 0                                  | 50.000              |
| Carti, publicatii si materiale documentare  | 268        | 20.11             | 23.000                           | 0                                  | 23.000              |
| consultanta si expertiza  | 269        | 20.12             | 35.000                           | 0                                  | 35.000              |
| Pregatire profesionala  | 270        | 20.13             | 40.000                           | 0                                  | 40.000              |
| Alte cheltuieli   | 271        | 20.30             | 245.000                          | 0                                  | 245.000             |
| Reclama si publicitate  | 272        | 20.30.01          | 30.000                           | 0                                  | 30.000              |
| Protocol si reprezentare  | 273        | 20.30.02          | 15.000                           | 0                                  | 15.000              |



| Denumirea indicatorului bugetar                           | Cod rand   | Indicator bugetar | Total anterior (T1a+T2a+T3a+T4a) | Influenta (Total - Total anterior) | Total (T1+T2+T3+T4) |
|---|------------|-------------------|----------------------------------|------------------------------------|---------------------|
| Prime de asigurare non-viata                              | 274        | 20.30.03          | 20.000                           | 0                                  | 20.000              |
| Chirii  | 275        | 20.30.04          | 30.000                           | 0                                  | 30.000              |
| alte cheltuieli cu bunuri si servicii                     | 276        | 20.30.30          | 150.000                          | 0                                  | 150.000             |
| <b>Alte servicii publice generale</b>                     | <b>277</b> | <b>54.02G.50</b>  | <b>10.860.000</b>                | <b>1.500.000</b>                   | <b>12.360.000</b>   |
| <b>Partea a III-a CHELTUIELI SOCIAL-CULTURALE</b>         | <b>278</b> | <b>64.02G</b>     | <b>15.445.000</b>                | <b>1.500.000</b>                   | <b>16.945.000</b>   |
| <b>Asigurari si asistenta sociala</b>                     | <b>279</b> | <b>68.02G</b>     | <b>15.445.000</b>                | <b>1.500.000</b>                   | <b>16.945.000</b>   |
| CHELTUIELI CURENTE  | 280        | 01                | 15.445.000                       | 1.532.957                          | 16.977.957          |
| TITLUL I CHELTUIELI DE PERSONAL                           | 281        | 10                | 9.580.000                        | 32.957                             | 9.612.957           |
| Cheltuieli salariale in bani                              | 282        | 10.01             | 9.190.000                        | 32.957                             | 9.222.957           |
| Salarii de baza   | 283        | 10.01.01          | 7.500.000                        | 32.957                             | 7.532.957           |
| Sporuri pentru conditii de munca                          | 284        | 10.01.05          | 960.000                          | 0                                  | 960.000             |
| Alte sporuri  | 285        | 10.01.06          | 40.000                           | 0                                  | 40.000              |
| Drepturi de delegare                                      | 286        | 10.01.13          | 10.000                           | 0                                  | 10.000              |
| Indemnizatie de hrana                                     | 287        | 10.01.17          | 450.000                          | 0                                  | 450.000             |
| Alte drepturi salariale in bani                           | 288        | 10.01.30          | 230.000                          | 0                                  | 230.000             |
| Cheltuieli salariale in natura                            | 289        | 10.02             | 170.000                          | 0                                  | 170.000             |
| Tichete de vacanta  | 290        | 10.02.06          | 170.000                          | 0                                  | 170.000             |
| Contributii   | 291        | 10.03             | 220.000                          | 0                                  | 220.000             |
| Contributia asiguratorie pentru munca                     | 292        | 10.03.07          | 220.000                          | 0                                  | 220.000             |
| TITLUL II BUNURI SI SERVICII                              | 293        | 20                | 5.665.000                        | 1.500.000                          | 7.165.000           |
| Bunuri si servicii  | 294        | 20.01             | 890.000                          | 400.000                            | 1.290.000           |
| Furnituri de birou  | 295        | 20.01.01          | 50.000                           | 0                                  | 50.000              |
| Materiale pentru curatenie                                | 296        | 20.01.02          | 200.000                          | 400.000                            | 600.000             |
| Incalzit, iluminat si forta motrica                       | 297        | 20.01.03          | 215.000                          | 0                                  | 215.000             |
| Apa, canal si salubritate                                 | 298        | 20.01.04          | 35.000                           | 0                                  | 35.000              |
| Carburanti si lubrifianti                                 | 299        | 20.01.05          | 20.000                           | 0                                  | 20.000              |
| Piese de schimb   | 300        | 20.01.06          | 50.000                           | 0                                  | 50.000              |
| Posta, telecomunicatii, radio, tv, internet               | 301        | 20.01.08          | 40.000                           | 0                                  | 40.000              |
| Materiale si prestari de servicii cu caracter functional  | 302        | 20.01.09          | 250.000                          | 0                                  | 250.000             |
| Alte bunuri si servicii pentru intretinere si functionare | 303        | 20.01.30          | 30.000                           | 0                                  | 30.000              |
| Reparatii curente   | 304        | 20.02             | 200.000                          | 0                                  | 200.000             |
| Hrana   | 305        | 20.03             | 4.100.000                        | 1.100.000                          | 5.200.000           |
| Hrana pentru oameni                                       | 306        | 20.03.01          | 4.100.000                        | 1.100.000                          | 5.200.000           |
| Medicamente si materiale sanitare                         | 307        | 20.04             | 70.000                           | 0                                  | 70.000              |
| Medicamente   | 308        | 20.04.01          | 10.000                           | 0                                  | 10.000              |
| Materiale sanitare  | 309        | 20.04.02          | 25.000                           | 0                                  | 25.000              |
| Dezinfectanti   | 310        | 20.04.04          | 35.000                           | 0                                  | 35.000              |
| Bunuri de natura obiectelor de inventar                   | 311        | 20.05             | 100.000                          | 0                                  | 100.000             |
| Uniforme si echipament                                    | 312        | 20.05.01          | 40.000                           | 0                                  | 40.000              |
| Alte obiecte de inventar                                  | 313        | 20.05.30          | 60.000                           | 0                                  | 60.000              |
| Deplasari, detasari, transferari                          | 314        | 20.06             | 20.000                           | 0                                  | 20.000              |
| Deplasari interne, detasari, transferari                  | 315        | 20.06.01          | 20.000                           | 0                                  | 20.000              |
| Carti, publicatii si materiale documentare                | 316        | 20.11             | 15.000                           | 0                                  | 15.000              |



| Denumirea indicatorului bugetar   | Cod rand | Indicator bugetar | Total anterior (T1a+T2a+T3a+T4a) | Influente (Total - Total anterior) | Total (T1+T2+T3+T4) |
|---|----------|-------------------|----------------------------------|------------------------------------|---------------------|
| consultanta si expertiza  | 317      | 20.12             | 25.000                           | 0                                  | 25.000              |
| Pregatire profesionala  | 318      | 20.13             | 20.000                           | 0                                  | 20.000              |
| Protectia muncii  | 319      | 20.14             | 30.000                           | 0                                  | 30.000              |
| Alte cheltuieli   | 320      | 20.30             | 195.000                          | 0                                  | 195.000             |
| Prime de asigurare non-viata  | 321      | 20.30.03          | 25.000                           | 0                                  | 25.000              |
| Chirii  | 322      | 20.30.04          | 100.000                          | 0                                  | 100.000             |
| alte cheltuieli cu bunuri si servicii   | 323      | 20.30.30          | 70.000                           | 0                                  | 70.000              |
| <b>TITLUL XI ALTE CHELTUIELI</b>  | 324      | 59                | 200.000                          | 0                                  | 200.000             |
| Sume aferente persoanelor cu handicap neincadrate   | 325      | 59.40             | 200.000                          | 0                                  | 200.000             |
| <b>PLATI EFECTUATE IN ANII PRECEDENTI SI RECUPERATE IN ANUL CURENT</b>  | 326      | 84                | 0                                | -32.957                            | -32.957             |
| <b>TITLUL XXI PATI EFECTUATE IN ANII PRECEDENTI SI RECUPERATE IN ANUL CURENT</b>                              | 327      | 85                | 0                                | -32.957                            | -32.957             |
| Plati efectuate in anii precedenti si recuperate in anul curent   | 328      | 85.01             | 0                                | -32.957                            | -32.957             |
| Plati efectuate in anii precedenti si recuperate in anul curent in sectiunea de functionare a bugetului local | 329      | 85.01.01          | 0                                | -32.957                            | -32.957             |
| <b>Alte cheltuieli in domeniul asigurarilor si asistentei sociale</b>   | 330      | 68.02G.50         | 15.445.000                       | 1.500.000                          | 16.945.000          |
| <b>Alte cheltuieli in domeniul asistentei sociale</b>   | 331      | 68.02G.50.50      | 15.445.000                       | 1.500.000                          | 16.945.000          |
|   |          |                   |                                  |                                    |                     |
| <b>Partea a VII-a REZERVE, EXCEDENT/DEFICIT</b>   | 332      | 96.02G            | 0                                | 0                                  | 0                   |
| <b>REZERVE</b>  | 333      | 97.02G            | 0                                | 0                                  | 0                   |
| <b>EXCEDENT</b>   | 334      | 98.02G            | 0                                | 0                                  | 0                   |
| <b>DEFICIT</b>  | 335      | 99.02G            | 0                                | 0                                  | 0                   |
|   |          |                   |                                  |                                    |                     |
| <b>SECTIUNEA DEZVOLTARE</b>   |          |                   |                                  |                                    |                     |
| <b>TOTAL VENITURI</b>   | 336      | 00.01             | 415.000                          | 0                                  | 415.000             |
| SUBVENTII DE LA ALTE NIVELE ALE ADMINISTRATIEI PUBLICE  | 337      | 42.00.02          | 415.000                          | 0                                  | 415.000             |
| Subventii de la alte administratii  | 338      | 43.02G            | 415.000                          | 0                                  | 415.000             |
| Subventii pentru institutii publice destinate sectiunii de dezvoltare   | 339      | 43.02G.19         | 415.000                          | 0                                  | 415.000             |
|   |          |                   |                                  |                                    |                     |
| <b>TOTAL CHELTUIELI</b>   | 340      |                   | 415.000                          | 0                                  | 415.000             |
| CHELTUIELI DE CAPITAL   | 341      | 70                | 415.000                          | 0                                  | 415.000             |
| <b>TITLUL XV ACTIVE NEFINANCIARE</b>  | 342      | 71                | 415.000                          | 0                                  | 415.000             |
| Active fixe   | 343      | 71.01             | 415.000                          | 0                                  | 415.000             |
| Constructii   | 344      | 71.01.01          | 385.000                          | -385.000                           | 0                   |
| Masini, echipamente si mijloace de transport  | 345      | 71.01.02          | 30.000                           | 355.000                            | 385.000             |
| Mobilier, aparatura birotica si alte active corporale   | 346      | 71.01.03          | 0                                | 30.000                             | 30.000              |
|   |          |                   |                                  |                                    |                     |
| <b>Partea a III-a CHELTUIELI SOCIAL-CULTURALE</b>   | 347      | 64.02G            | 415.000                          | 0                                  | 415.000             |
| <b>Asigurari si asistenta sociala</b>   | 348      | 68.02G            | 415.000                          | 0                                  | 415.000             |
| CHELTUIELI DE CAPITAL   | 349      | 70                | 415.000                          | 0                                  | 415.000             |



| Denumirea indicatorului bugetar                                       | Cod rand   | Indicator bugetar   | Total anterior (T1a+T2a+T3a+T4a) | Influente (Total - Total anterior) | Total (T1+T2+T3+T4) |
|---|------------|---------------------|----------------------------------|------------------------------------|---------------------|
| TITLUL XV ACTIVE NEFINANCIARE   | 350        | 71                  | 415.000                          | 0                                  | 415.000             |
| Active fixe   | 351        | 71.01               | 415.000                          | 0                                  | 415.000             |
| Constructii   | 352        | 71.01.01            | 385.000                          | -385.000                           | 0                   |
| Masini, echipamente si mijloace de transport                          | 353        | 71.01.02            | 30.000                           | 355.000                            | 385.000             |
| Mobilier, aparatura birotica si alte active corporale                 | 354        | 71.01.03            | 0                                | 30.000                             | 30.000              |
| <b>Alte cheltuieli in domeniul asigurarilor si asistentei sociale</b> | <b>355</b> | <b>68.02G.50</b>    | <b>415.000</b>                   | <b>0</b>                           | <b>415.000</b>      |
| <b>Alte cheltuieli in domeniul asistentei sociale</b>                 | <b>356</b> | <b>68.02G.50.50</b> | <b>415.000</b>                   | <b>0</b>                           | <b>415.000</b>      |
|   |            |                     |                                  |                                    |                     |
| <b>Partea a VII-a REZERVE, EXCEDENT/DEFICIT</b>                       | <b>357</b> | <b>96.02G</b>       | <b>0</b>                         | <b>0</b>                           | <b>0</b>            |
| <b>REZERVE</b>  | <b>358</b> | <b>97.02G</b>       | <b>0</b>                         | <b>0</b>                           | <b>0</b>            |
| <b>EXCEDENT</b>   | <b>359</b> | <b>98.02G</b>       | <b>0</b>                         | <b>0</b>                           | <b>0</b>            |
| <b>DEFICIT</b>  | <b>360</b> | <b>99.02G</b>       | <b>0</b>                         | <b>0</b>                           | <b>0</b>            |

DIRECTOR EXECUTIV  
OLIMPIA MOIGRADAN

SEF SERVICIU  
STEFANIA MADARAS

Anexa <sup>761</sup> la Hotărârea  
nr. 132/2024 cuprinde un  
nr. de 10 pagini





**BUGETUL DE VENITURI PROPRII SI  
 SUBVENTII RECTIFICAT PE ANUL 2024 -  
 BUGET INDIVIDUAL  
 Sursa de finantare: 02G**

(lei)

| Denumirea indicatorului bugetar  | Cod rand  | Indicator bugetar | Total anterior (T1a+T2a+T3a+T4a) | Influente (Total - Total anterior) | Total (T1+T2+T3+T4) |
|--|-----------|-------------------|----------------------------------|------------------------------------|---------------------|
| <b>SECTIUNEA TOTAL</b>   |           |                   |                                  |                                    |                     |
| <b>TOTAL VENITURI</b>  | <b>1</b>  | <b>00.01</b>      | <b>12.132.000</b>                | <b>0</b>                           | <b>12.132.000</b>   |
| I. VENITURI CURENTE  | 2         | 00.02             | 100.000                          | 0                                  | 100.000             |
| C. VENITURI NEFISCALE  | 3         | 16.00.03          | 100.000                          | 0                                  | 100.000             |
| C1. VENITURI DIN PROPRIETATE   | 4         | 16.00.04          | 100.000                          | 0                                  | 100.000             |
| Venituri din proprietate   | 5         | 30.02G            | 100.000                          | 0                                  | 100.000             |
| Venituri din concesiuni si inchirieri                                    | 6         | 30.02G.05         | 100.000                          | 0                                  | 100.000             |
| Alte venituri din concesiuni si inchirieri de catre institutiile publice | 7         | 30.02G.05.30      | 100.000                          | 0                                  | 100.000             |
| SUBVENTII DE LA ALTE NIVELE ALE ADMINISTRATIEI PUBLICE                   | 8         | 42.00.02          | 12.032.000                       | 0                                  | 12.032.000          |
| Subventii de la alte administratii                                       | 9         | 43.02G            | 12.032.000                       | 0                                  | 12.032.000          |
| Subventii pentru institutii publice                                      | 10        | 43.02G.09         | 7.558.000                        | 0                                  | 7.558.000           |
| Subventii pentru institutii publice destinate sectiunii de devoltare     | 11        | 43.02G.19         | 4.474.000                        | 0                                  | 4.474.000           |
|  |           |                   |                                  |                                    |                     |
| <b>TOTAL CHELTUIELI</b>  | <b>12</b> |                   | <b>12.132.000</b>                | <b>0</b>                           | <b>12.132.000</b>   |
| CHELTUIELI CURENTE   | 13        | 01                | 7.658.000                        | 18.219                             | 7.676.219           |
| TITLUL I CHELTUIELI DE PERSONAL  | 14        | 10                | 4.941.000                        | 18.219                             | 4.959.219           |
| Cheltuieli salariale in bani   | 15        | 10.01             | 4.776.000                        | 18.219                             | 4.794.219           |
| Salarii de baza  | 16        | 10.01.01          | 4.000.000                        | 0                                  | 4.000.000           |
| Sporuri pentru conditii de munca   | 17        | 10.01.05          | 514.000                          | 0                                  | 514.000             |
| Alte sporuri   | 18        | 10.01.06          | 74.000                           | 0                                  | 74.000              |
| Drepturi de delegare   | 19        | 10.01.13          | 8.000                            | 0                                  | 8.000               |
| Indemnizatie de hrana  | 20        | 10.01.17          | 180.000                          | 0                                  | 180.000             |
| Alte drepturi salariale in bani  | 21        | 10.01.30          | 0                                | 18.219                             | 18.219              |
| Cheltuieli salariale in natura   | 22        | 10.02             | 45.000                           | 0                                  | 45.000              |
| Tichete de vacanta   | 23        | 10.02.06          | 45.000                           | 0                                  | 45.000              |
| Contributii  | 24        | 10.03             | 120.000                          | 0                                  | 120.000             |
| Contributia asiguratorie pentru munca                                    | 25        | 10.03.07          | 120.000                          | 0                                  | 120.000             |
| TITLUL II BUNURI SI SERVICII   | 26        | 20                | 2.717.000                        | 0                                  | 2.717.000           |
| Bunuri si servicii   | 27        | 20.01             | 2.050.000                        | 0                                  | 2.050.000           |
| Furnituri de birou   | 28        | 20.01.01          | 20.000                           | 0                                  | 20.000              |
| Materiale pentru curatenie   | 29        | 20.01.02          | 90.000                           | 0                                  | 90.000              |
| Incalzit, iluminat si forta motrica                                      | 30        | 20.01.03          | 750.000                          | 0                                  | 750.000             |
| Apa, canal si salubritate  | 31        | 20.01.04          | 60.000                           | 0                                  | 60.000              |
| Piese de schimb  | 32        | 20.01.06          | 100.000                          | 0                                  | 100.000             |





| Denumirea indicatorului bugetar  | Cod rand  | Indicator bugetar | Total anterior (T1a+T2a+T3a+T4a) | Influente (Total - Total anterior) | Total (T1+T2+T3+T4) |
|--|-----------|-------------------|----------------------------------|------------------------------------|---------------------|
| Posta, telecomunicatii, radio, tv, internet  | 33        | 20.01.08          | 30.000                           | 0                                  | 30.000              |
| Materiale si prestari de servicii cu caracter functional   | 34        | 20.01.09          | 200.000                          | 0                                  | 200.000             |
| Alte bunuri si servicii pentru intretinere si functionare  | 35        | 20.01.30          | 800.000                          | 0                                  | 800.000             |
| Reparatii curente  | 36        | 20.02             | 100.000                          | 0                                  | 100.000             |
| Bunuri de natura obiectelor de inventar  | 37        | 20.05             | 200.000                          | 0                                  | 200.000             |
| Alte obiecte de inventar   | 38        | 20.05.30          | 200.000                          | 0                                  | 200.000             |
| Deplasari, detasari, transferari   | 39        | 20.06             | 27.000                           | 0                                  | 27.000              |
| Deplasari interne, detasari, transferari   | 40        | 20.06.01          | 15.000                           | 0                                  | 15.000              |
| Deplasari in strainatate   | 41        | 20.06.02          | 12.000                           | 0                                  | 12.000              |
| Carti, publicatii si materiale documentare   | 42        | 20.11             | 5.000                            | 0                                  | 5.000               |
| Pregatire profesionala   | 43        | 20.13             | 20.000                           | 0                                  | 20.000              |
| Protectia muncii   | 44        | 20.14             | 5.000                            | 0                                  | 5.000               |
| Cheltuieli judiciare si extrajudiciare derivate din actiuni in reprezentarea intereselor statului, potrivit dispozitiilor legale | 45        | 20.25             | 10.000                           | 0                                  | 10.000              |
| Alte cheltuieli  | 46        | 20.30             | 300.000                          | 0                                  | 300.000             |
| Reclama si publicitate   | 47        | 20.30.01          | 50.000                           | 0                                  | 50.000              |
| alte cheltuieli cu bunuri si servicii  | 48        | 20.30.30          | 250.000                          | 0                                  | 250.000             |
| <b>CHELTUIELI DE CAPITAL</b>   | 49        | 70                | 4.474.000                        | 0                                  | 4.474.000           |
| <b>TITLUL XV ACTIVE NEFINANCIARE</b>   | 50        | 71                | 4.474.000                        | 0                                  | 4.474.000           |
| Active fixe  | 51        | 71.01             | 4.474.000                        | 0                                  | 4.474.000           |
| Mobilier, aparatura birotica si alte active corporale  | 52        | 71.01.03          | 139.000                          | 0                                  | 139.000             |
| Alte active fixe   | 53        | 71.01.30          | 4.335.000                        | 0                                  | 4.335.000           |
| <b>PLATI EFECTUATE IN ANII PRECEDENTI SI RECUPERATE IN ANUL CURENT</b>   | 54        | 84                | 0                                | -18.219                            | -18.219             |
| <b>TITLUL XXI PATI EFECTUATE IN ANII PRECEDENTI SI RECUPERATE IN ANUL CURENT</b>   | 55        | 85                | 0                                | -18.219                            | -18.219             |
| Plati efectuate in anii precedenti si recuperate in anul curent  | 56        | 85.01             | 0                                | -18.219                            | -18.219             |
| Plati efectuate in anii precedenti si recuperate in anul curent in sectiunea de functionare a bugetului local                    | 57        | 85.01.01          | 0                                | -18.219                            | -18.219             |
|  |           |                   |                                  |                                    |                     |
| <b>Partea a III-a CHELTUIELI SOCIAL-CULTURALE</b>  | <b>58</b> | <b>64.02G</b>     | <b>12.132.000</b>                | <b>0</b>                           | <b>12.132.000</b>   |
| <b>Cultura, recreere si religie</b>  | <b>59</b> | <b>67.02G</b>     | <b>12.132.000</b>                | <b>0</b>                           | <b>12.132.000</b>   |
| <b>CHELTUIELI CURENTE</b>  | 60        | 01                | 7.658.000                        | 18.219                             | 7.676.219           |
| <b>TITLUL I CHELTUIELI DE PERSONAL</b>   | 61        | 10                | 4.941.000                        | 18.219                             | 4.959.219           |
| Cheltuieli salariale in bani   | 62        | 10.01             | 4.776.000                        | 18.219                             | 4.794.219           |
| Salarii de baza  | 63        | 10.01.01          | 4.000.000                        | 0                                  | 4.000.000           |
| Sporuri pentru conditii de munca   | 64        | 10.01.05          | 514.000                          | 0                                  | 514.000             |
| Alte sporuri   | 65        | 10.01.06          | 74.000                           | 0                                  | 74.000              |
| Drepturi de delegare   | 66        | 10.01.13          | 8.000                            | 0                                  | 8.000               |
| Indemnizatie de hrana  | 67        | 10.01.17          | 180.000                          | 0                                  | 180.000             |
| Alte drepturi salariale in bani  | 68        | 10.01.30          | 0                                | 18.219                             | 18.219              |
| Cheltuieli salariale in natura   | 69        | 10.02             | 45.000                           | 0                                  | 45.000              |
| Tichete de vacanta   | 70        | 10.02.06          | 45.000                           | 0                                  | 45.000              |



| Denumirea indicatorului bugetar  | Cod rand | Indicator bugetar | Total anterior (T1a+T2a+T3a+T4a) | Influente (Total - Total anterior) | Total (T1+T2+T3+T4) |
|--|----------|-------------------|----------------------------------|------------------------------------|---------------------|
| Contributii  | 71       | 10.03             | 120.000                          | 0                                  | 120.000             |
| Contributia asiguratorie pentru munca  | 72       | 10.03.07          | 120.000                          | 0                                  | 120.000             |
| <b>TITLUL II BUNURI SI SERVICII</b>  | 73       | 20                | 2.717.000                        | 0                                  | 2.717.000           |
| Bunuri si servicii   | 74       | 20.01             | 2.050.000                        | 0                                  | 2.050.000           |
| Furnituri de birou   | 75       | 20.01.01          | 20.000                           | 0                                  | 20.000              |
| Materiale pentru curatenie   | 76       | 20.01.02          | 90.000                           | 0                                  | 90.000              |
| Incalzit, iluminat si forta motrica  | 77       | 20.01.03          | 750.000                          | 0                                  | 750.000             |
| Apa, canal si salubritate  | 78       | 20.01.04          | 60.000                           | 0                                  | 60.000              |
| Piese de schimb  | 79       | 20.01.06          | 100.000                          | 0                                  | 100.000             |
| Posta, telecomunicatii, radio, tv, internet  | 80       | 20.01.08          | 30.000                           | 0                                  | 30.000              |
| Materiale si prestari de servicii cu caracter functional   | 81       | 20.01.09          | 200.000                          | 0                                  | 200.000             |
| Alte bunuri si servicii pentru intretinere si functionare  | 82       | 20.01.30          | 800.000                          | 0                                  | 800.000             |
| Reparatii curente  | 83       | 20.02             | 100.000                          | 0                                  | 100.000             |
| Bunuri de natura obiectelor de inventar  | 84       | 20.05             | 200.000                          | 0                                  | 200.000             |
| Alte obiecte de inventar   | 85       | 20.05.30          | 200.000                          | 0                                  | 200.000             |
| Deplasari, detasari, transferari   | 86       | 20.06             | 27.000                           | 0                                  | 27.000              |
| Deplasari interne, detasari, transferari   | 87       | 20.06.01          | 15.000                           | 0                                  | 15.000              |
| Deplasari in strainatate   | 88       | 20.06.02          | 12.000                           | 0                                  | 12.000              |
| Carti, publicatii si materiale documentare   | 89       | 20.11             | 5.000                            | 0                                  | 5.000               |
| Pregatire profesionala   | 90       | 20.13             | 20.000                           | 0                                  | 20.000              |
| Protectia muncii   | 91       | 20.14             | 5.000                            | 0                                  | 5.000               |
| Cheltuieli judiciare si extrajudiciare derivate din actiuni in reprezentarea intereselor statului, potrivit dispozitiilor legale | 92       | 20.25             | 10.000                           | 0                                  | 10.000              |
| Alte cheltuieli  | 93       | 20.30             | 300.000                          | 0                                  | 300.000             |
| Reclama si publicitate   | 94       | 20.30.01          | 50.000                           | 0                                  | 50.000              |
| alte cheltuieli cu bunuri si servicii  | 95       | 20.30.30          | 250.000                          | 0                                  | 250.000             |
| <b>CHELTUIELI DE CAPITAL</b>   | 96       | 70                | 4.474.000                        | 0                                  | 4.474.000           |
| <b>TITLUL XV ACTIVE NEFINANCIARE</b>   | 97       | 71                | 4.474.000                        | 0                                  | 4.474.000           |
| Active fixe  | 98       | 71.01             | 4.474.000                        | 0                                  | 4.474.000           |
| Mobilier, aparatura birotica si alte active corporale  | 99       | 71.01.03          | 139.000                          | 0                                  | 139.000             |
| Alte active fixe   | 100      | 71.01.30          | 4.335.000                        | 0                                  | 4.335.000           |
| <b>PLATI EFECTUATE IN ANII PRECEDENTI SI RECUPERATE IN ANUL CURENT</b>   | 101      | 84                | 0                                | -18.219                            | -18.219             |
| <b>TITLUL XXI PATI EFECTUATE IN ANII PRECEDENTI SI RECUPERATE IN ANUL CURENT</b>   | 102      | 85                | 0                                | -18.219                            | -18.219             |
| Plati efectuate in anii precedenti si recuperate in anul curent  | 103      | 85.01             | 0                                | -18.219                            | -18.219             |
| Plati efectuate in anii precedenti si recuperate in anul curent in sectiunea de functionare a bugetului local                    | 104      | 85.01.01          | 0                                | -18.219                            | -18.219             |
| <b>Alte servicii în domeniile culturii, recreerii si religiei</b>  | 105      | 67.02G.50         | 12.132.000                       | 0                                  | 12.132.000          |
|  |          |                   |                                  |                                    |                     |
| <b>Partea a VII-a REZERVE, EXCEDENT/DEFICIT</b>  | 106      | 96.02G            | 0                                | 0                                  | 0                   |
| <b>REZERVE</b>   | 107      | 97.02G            | 0                                | 0                                  | 0                   |



| Denumirea indicatorului bugetar  | Cod rand   | Indicator bugetar | Total anterior (T1a+T2a+T3a+T4a) | Influenta (Total - Total anterior) | Total (T1+T2+T3+T4) |
|--|------------|-------------------|----------------------------------|------------------------------------|---------------------|
| <b>EXCEDENT</b>  | <b>108</b> | <b>98.02G</b>     | <b>0</b>                         | <b>0</b>                           | <b>0</b>            |
| <b>DEFICIT</b>   | <b>109</b> | <b>99.02G</b>     | <b>0</b>                         | <b>0</b>                           | <b>0</b>            |
| <b>SECTIUNEA FUNCTIONARE</b>   |            |                   |                                  |                                    |                     |
| <b>TOTAL VENITURI</b>  | <b>110</b> | <b>00.01</b>      | <b>7.658.000</b>                 | <b>0</b>                           | <b>7.658.000</b>    |
| I. VENITURI CURENTE  | 111        | 00.02             | 100.000                          | 0                                  | 100.000             |
| C. VENITURI NEFISCALE  | 112        | 16.00.03          | 100.000                          | 0                                  | 100.000             |
| C1. VENITURI DIN PROPRIETATE   | 113        | 16.00.04          | 100.000                          | 0                                  | 100.000             |
| Venituri din proprietate   | 114        | 30.02G            | 100.000                          | 0                                  | 100.000             |
| Venituri din concesiuni si inchirieri                                    | 115        | 30.02G.05         | 100.000                          | 0                                  | 100.000             |
| Alte venituri din concesiuni si inchirieri de catre institutiile publice | 116        | 30.02G.05.30      | 100.000                          | 0                                  | 100.000             |
| SUBVENTII DE LA ALTE NIVELE ALE ADMINISTRATIEI PUBLICE                   | 117        | 42.00.02          | 7.558.000                        | 0                                  | 7.558.000           |
| Subventii de la alte administratii                                       | 118        | 43.02G            | 7.558.000                        | 0                                  | 7.558.000           |
| Subventii pentru institutii publice                                      | 119        | 43.02G.09         | 7.558.000                        | 0                                  | 7.558.000           |
| <b>TOTAL CHELTUIELI</b>  | <b>120</b> |                   | <b>7.658.000</b>                 | <b>0</b>                           | <b>7.658.000</b>    |
| CHELTUIELI CURENTE   | 121        | 01                | 7.658.000                        | 18.219                             | 7.676.219           |
| TITLUL I CHELTUIELI DE PERSONAL  | 122        | 10                | 4.941.000                        | 18.219                             | 4.959.219           |
| Cheltuieli salariale in bani   | 123        | 10.01             | 4.776.000                        | 18.219                             | 4.794.219           |
| Salarii de baza  | 124        | 10.01.01          | 4.000.000                        | 0                                  | 4.000.000           |
| Sporuri pentru conditii de munca   | 125        | 10.01.05          | 514.000                          | 0                                  | 514.000             |
| Alte sporuri   | 126        | 10.01.06          | 74.000                           | 0                                  | 74.000              |
| Drepturi de delegare   | 127        | 10.01.13          | 8.000                            | 0                                  | 8.000               |
| Indemnizatie de hrana  | 128        | 10.01.17          | 180.000                          | 0                                  | 180.000             |
| Alte drepturi salariale in bani  | 129        | 10.01.30          | 0                                | 18.219                             | 18.219              |
| Cheltuieli salariale in natura   | 130        | 10.02             | 45.000                           | 0                                  | 45.000              |
| Tichete de vacanta   | 131        | 10.02.06          | 45.000                           | 0                                  | 45.000              |
| Contributii  | 132        | 10.03             | 120.000                          | 0                                  | 120.000             |
| Contributia asiguratorie pentru munca                                    | 133        | 10.03.07          | 120.000                          | 0                                  | 120.000             |
| TITLUL II BUNURI SI SERVICII   | 134        | 20                | 2.717.000                        | 0                                  | 2.717.000           |
| Bunuri si servicii   | 135        | 20.01             | 2.050.000                        | 0                                  | 2.050.000           |
| Furnituri de birou   | 136        | 20.01.01          | 20.000                           | 0                                  | 20.000              |
| Materiale pentru curatenie   | 137        | 20.01.02          | 90.000                           | 0                                  | 90.000              |
| Incalzit, iluminat si forta motrica                                      | 138        | 20.01.03          | 750.000                          | 0                                  | 750.000             |
| Apa, canal si salubritate  | 139        | 20.01.04          | 60.000                           | 0                                  | 60.000              |
| Piese de schimb  | 140        | 20.01.06          | 100.000                          | 0                                  | 100.000             |
| Posta, telecomunicatii, radio, tv, internet                              | 141        | 20.01.08          | 30.000                           | 0                                  | 30.000              |
| Materiale si prestari de servicii cu caracter functional                 | 142        | 20.01.09          | 200.000                          | 0                                  | 200.000             |
| Alte bunuri si servicii pentru intretinere si functionare                | 143        | 20.01.30          | 800.000                          | 0                                  | 800.000             |
| Reparatii curente  | 144        | 20.02             | 100.000                          | 0                                  | 100.000             |
| Bunuri de natura obiectelor de inventar                                  | 145        | 20.05             | 200.000                          | 0                                  | 200.000             |
| Alte obiecte de inventar   | 146        | 20.05.30          | 200.000                          | 0                                  | 200.000             |



| Denumirea indicatorului bugetar  | Cod rand   | Indicator bugetar | Total anterior (T1a+T2a+T3a+T4a) | Influente (Total - Total anterior) | Total (T1+T2+T3+T4) |
|--|------------|-------------------|----------------------------------|------------------------------------|---------------------|
| Deplasari, detasari, transferari   | 147        | 20.06             | 27.000                           | 0                                  | 27.000              |
| Deplasari interne, detasari, transferari   | 148        | 20.06.01          | 15.000                           | 0                                  | 15.000              |
| Deplasari in strainatate   | 149        | 20.06.02          | 12.000                           | 0                                  | 12.000              |
| Carti, publicatii si materiale documentare   | 150        | 20.11             | 5.000                            | 0                                  | 5.000               |
| Pregatire profesionala   | 151        | 20.13             | 20.000                           | 0                                  | 20.000              |
| Protectia muncii   | 152        | 20.14             | 5.000                            | 0                                  | 5.000               |
| Cheltuieli judiciare si extrajudiciare derivate din actiuni in reprezentarea intereselor statului, potrivit dispozitiilor legale | 153        | 20.25             | 10.000                           | 0                                  | 10.000              |
| Alte cheltuieli  | 154        | 20.30             | 300.000                          | 0                                  | 300.000             |
| Reclama si publicitate   | 155        | 20.30.01          | 50.000                           | 0                                  | 50.000              |
| alte cheltuieli cu bunuri si servicii  | 156        | 20.30.30          | 250.000                          | 0                                  | 250.000             |
| PLATI EFECTUATE IN ANII PRECEDENTI SI RECUPERATE IN ANUL CURENT  | 157        | 84                | 0                                | -18.219                            | -18.219             |
| TITLUL XXI PATI EFECTUATE IN ANII PRECEDENTI SI RECUPERATE IN ANUL CURENT  | 158        | 85                | 0                                | -18.219                            | -18.219             |
| Plati efectuate in anii precedenti si recuperate in anul curent  | 159        | 85.01             | 0                                | -18.219                            | -18.219             |
| Plati efectuate in anii precedenti si recuperate in anul curent in sectiunea de functionare a bugetului local                    | 160        | 85.01.01          | 0                                | -18.219                            | -18.219             |
|  |            |                   |                                  |                                    |                     |
| <b>Partea a III-a CHELTUIELI SOCIAL-CULTURALE</b>  | <b>161</b> | <b>64.02G</b>     | <b>7.658.000</b>                 | <b>0</b>                           | <b>7.658.000</b>    |
| <b>Cultura, recreere si religie</b>  | <b>162</b> | <b>67.02G</b>     | <b>7.658.000</b>                 | <b>0</b>                           | <b>7.658.000</b>    |
| CHELTUIELI CURENTE   | 163        | 01                | 7.658.000                        | 18.219                             | 7.676.219           |
| TITLUL I CHELTUIELI DE PERSONAL  | 164        | 10                | 4.941.000                        | 18.219                             | 4.959.219           |
| Cheltuieli salariale in bani   | 165        | 10.01             | 4.776.000                        | 18.219                             | 4.794.219           |
| Salarii de baza  | 166        | 10.01.01          | 4.000.000                        | 0                                  | 4.000.000           |
| Sporuri pentru conditii de munca   | 167        | 10.01.05          | 514.000                          | 0                                  | 514.000             |
| Alte sporuri   | 168        | 10.01.06          | 74.000                           | 0                                  | 74.000              |
| Drepturi de delegare   | 169        | 10.01.13          | 8.000                            | 0                                  | 8.000               |
| Indemnizatie de hrana  | 170        | 10.01.17          | 180.000                          | 0                                  | 180.000             |
| Alte drepturi salariale in bani  | 171        | 10.01.30          | 0                                | 18.219                             | 18.219              |
| Cheltuieli salariale in natura   | 172        | 10.02             | 45.000                           | 0                                  | 45.000              |
| Tichete de vacanta   | 173        | 10.02.06          | 45.000                           | 0                                  | 45.000              |
| Contributii  | 174        | 10.03             | 120.000                          | 0                                  | 120.000             |
| Contributia asiguratorie pentru munca  | 175        | 10.03.07          | 120.000                          | 0                                  | 120.000             |
| TITLUL II BUNURI SI SERVICII   | 176        | 20                | 2.717.000                        | 0                                  | 2.717.000           |
| Bunuri si servicii   | 177        | 20.01             | 2.050.000                        | 0                                  | 2.050.000           |
| Furnituri de birou   | 178        | 20.01.01          | 20.000                           | 0                                  | 20.000              |
| Materiale pentru curatenie   | 179        | 20.01.02          | 90.000                           | 0                                  | 90.000              |
| Incalzit, iluminat si forta motrica  | 180        | 20.01.03          | 750.000                          | 0                                  | 750.000             |
| Apa, canal si salubritate  | 181        | 20.01.04          | 60.000                           | 0                                  | 60.000              |
| Piese de schimb  | 182        | 20.01.06          | 100.000                          | 0                                  | 100.000             |
| Posta, telecomunicatii, radio, tv, internet  | 183        | 20.01.08          | 30.000                           | 0                                  | 30.000              |
| Materiale si prestari de servicii cu caracter functional   | 184        | 20.01.09          | 200.000                          | 0                                  | 200.000             |



| Denumirea indicatorului bugetar  | Cod rand   | Indicator bugetar | Total anterior (T1a+T2a+T3a+T4a) | Influente (Total - Total anterior) | Total (T1+T2+T3+T4) |
|--|------------|-------------------|----------------------------------|------------------------------------|---------------------|
| Alte bunuri si servicii pentru intretinere si functionare  | 185        | 20.01.30          | 800.000                          | 0                                  | 800.000             |
| Reparatii curente  | 186        | 20.02             | 100.000                          | 0                                  | 100.000             |
| Bunuri de natura obiectelor de inventar  | 187        | 20.05             | 200.000                          | 0                                  | 200.000             |
| Alte obiecte de inventar   | 188        | 20.05.30          | 200.000                          | 0                                  | 200.000             |
| Deplasari, detasari, transferari   | 189        | 20.06             | 27.000                           | 0                                  | 27.000              |
| Deplasari interne, detasari, transferari   | 190        | 20.06.01          | 15.000                           | 0                                  | 15.000              |
| Deplasari in strainatate   | 191        | 20.06.02          | 12.000                           | 0                                  | 12.000              |
| Carti, publicatii si materiale documentare   | 192        | 20.11             | 5.000                            | 0                                  | 5.000               |
| Pregatire profesionala   | 193        | 20.13             | 20.000                           | 0                                  | 20.000              |
| Protectia muncii   | 194        | 20.14             | 5.000                            | 0                                  | 5.000               |
| Cheltuieli judiciare si extrajudiciare derivate din actiuni in reprezentarea intereselor statului, potrivit dispozitiilor legale | 195        | 20.25             | 10.000                           | 0                                  | 10.000              |
| Alte cheltuieli  | 196        | 20.30             | 300.000                          | 0                                  | 300.000             |
| Reclama si publicitate   | 197        | 20.30.01          | 50.000                           | 0                                  | 50.000              |
| alte cheltuieli cu bunuri si servicii  | 198        | 20.30.30          | 250.000                          | 0                                  | 250.000             |
| PLATI EFECTUATE IN ANII PRECEDENTI SI RECUPERATE IN ANUL CURENT  | 199        | 84                | 0                                | -18.219                            | -18.219             |
| TITLUL XXI PATI EFECTUATE IN ANII PRECEDENTI SI RECUPERATE IN ANUL CURENT  | 200        | 85                | 0                                | -18.219                            | -18.219             |
| Plati efectuate in anii precedenti si recuperate in anul curent  | 201        | 85.01             | 0                                | -18.219                            | -18.219             |
| Plati efectuate in anii precedenti si recuperate in anul curent in sectiunea de functionare a bugetului local                    | 202        | 85.01.01          | 0                                | -18.219                            | -18.219             |
| <b>Alte servicii în domeniile culturii, recreerii si religiei</b>  | <b>203</b> | <b>67.02G.50</b>  | <b>7.658.000</b>                 | <b>0</b>                           | <b>7.658.000</b>    |
|  |            |                   |                                  |                                    |                     |
| <b>Partea a VII-a REZERVE, EXCEDENT/DEFICIT</b>  | <b>204</b> | <b>96.02G</b>     | <b>0</b>                         | <b>0</b>                           | <b>0</b>            |
| <b>REZERVE</b>   | <b>205</b> | <b>97.02G</b>     | <b>0</b>                         | <b>0</b>                           | <b>0</b>            |
| <b>EXCEDENT</b>  | <b>206</b> | <b>98.02G</b>     | <b>0</b>                         | <b>0</b>                           | <b>0</b>            |
| <b>DEFICIT</b>   | <b>207</b> | <b>99.02G</b>     | <b>0</b>                         | <b>0</b>                           | <b>0</b>            |
|  |            |                   |                                  |                                    |                     |
| <b>SECTIUNEA DEZVOLTARE</b>  |            |                   |                                  |                                    |                     |
| <b>TOTAL VENITURI</b>  | <b>208</b> | <b>00.01</b>      | <b>4.474.000</b>                 | <b>0</b>                           | <b>4.474.000</b>    |
| SUBVENTII DE LA ALTE NIVELE ALE ADMINISTRATIEI PUBLICE   | 209        | 42.00.02          | 4.474.000                        | 0                                  | 4.474.000           |
| Subventii de la alte administratii   | 210        | 43.02G            | 4.474.000                        | 0                                  | 4.474.000           |
| Subventii pentru institutii publice destinate sectiunii de dezvoltare  | 211        | 43.02G.19         | 4.474.000                        | 0                                  | 4.474.000           |
|  |            |                   |                                  |                                    |                     |
| <b>TOTAL CHELTUIELI</b>  | <b>212</b> |                   | <b>4.474.000</b>                 | <b>0</b>                           | <b>4.474.000</b>    |
| CHELTUIELI DE CAPITAL  | 213        | 70                | 4.474.000                        | 0                                  | 4.474.000           |
| TITLUL XV ACTIVE NEFINANCIARE  | 214        | 71                | 4.474.000                        | 0                                  | 4.474.000           |
| Active fixe  | 215        | 71.01             | 4.474.000                        | 0                                  | 4.474.000           |
| Mobilier, aparatura birotica si alte active corporale  | 216        | 71.01.03          | 139.000                          | 0                                  | 139.000             |
| Alte active fixe   | 217        | 71.01.30          | 4.335.000                        | 0                                  | 4.335.000           |
|  |            |                   |                                  |                                    |                     |



| Denumirea indicatorului bugetar                                   | Cod rand   | Indicator bugetar | Total anterior (T1a+T2a+T3a+T4a) | Influente (Total - Total anterior) | Total (T1+T2+T3+T4) |
|---|------------|-------------------|----------------------------------|------------------------------------|---------------------|
| <b>Partea a III-a CHELTUIELI SOCIAL-CULTURALE</b>                 | <b>218</b> | <b>64.02G</b>     | <b>4.474.000</b>                 | <b>0</b>                           | <b>4.474.000</b>    |
| <b>Cultura, recreere si religie</b>                               | <b>219</b> | <b>67.02G</b>     | <b>4.474.000</b>                 | <b>0</b>                           | <b>4.474.000</b>    |
| CHELTUIELI DE CAPITAL   | 220        | 70                | 4.474.000                        | 0                                  | 4.474.000           |
| TITLUL XV ACTIVE NEFINANCIARE                                     | 221        | 71                | 4.474.000                        | 0                                  | 4.474.000           |
| Active fixe   | 222        | 71.01             | 4.474.000                        | 0                                  | 4.474.000           |
| Mobilier, aparatura birotica si alte active corporale             | 223        | 71.01.03          | 139.000                          | 0                                  | 139.000             |
| Alte active fixe  | 224        | 71.01.30          | 4.335.000                        | 0                                  | 4.335.000           |
| <b>Alte servicii în domeniile culturii, recreerii si religiei</b> | <b>225</b> | <b>67.02G.50</b>  | <b>4.474.000</b>                 | <b>0</b>                           | <b>4.474.000</b>    |
|   |            |                   |                                  |                                    |                     |
| <b>Partea a VII-a REZERVE, EXCEDENT/DEFICIT</b>                   | <b>226</b> | <b>96.02G</b>     | <b>0</b>                         | <b>0</b>                           | <b>0</b>            |
| REZERVE   | 227        | 97.02G            | 0                                | 0                                  | 0                   |
| EXCEDENT  | 228        | 98.02G            | 0                                | 0                                  | 0                   |
| DEFICIT   | 229        | 99.02G            | 0                                | 0                                  | 0                   |

DIRECTOR EXECUTIV  
OLIMPIA MOIGRADAN

SEF SERVICIU  
STEFANIA MADARAS

Anexa <sup>762</sup> la Hotărârea  
nr. 132/2024 cuprinde un  
nr. de 7 pagini.





**BUGETUL DE VENITURI PROPRII SI  
 SUBVENTII RECTIFICAT PE ANUL 2024 -  
 BUGET INDIVIDUAL  
 Sursa de finantare: 02G**

(lei)

| Denumirea indicatorului bugetar   | Cod rand  | Indicator bugetar | Total anterior (T1a+T2a+T3a+T4a) | Influente (Total - Total anterior) | Total (T1+T2+T3+T4) |
|---|-----------|-------------------|----------------------------------|------------------------------------|---------------------|
| <b>SECTIUNEA TOTAL</b>  |           |                   |                                  |                                    |                     |
| <b>TOTAL VENITURI</b>   | <b>1</b>  | <b>00.01</b>      | <b>72.515.000</b>                | <b>0</b>                           | <b>72.515.000</b>   |
| I. VENITURI CURENTE   | 2         | 00.02             | 37.284.446                       | 0                                  | 37.284.446          |
| C. VENITURI NEFISCALE   | 3         | 16.00.03          | 37.284.446                       | 0                                  | 37.284.446          |
| C1. VENITURI DIN PROPRIETATE  | 4         | 16.00.04          | 37.284.446                       | 0                                  | 37.284.446          |
| Venituri din proprietate  | 5         | 30.02G            | 37.284.446                       | 0                                  | 37.284.446          |
| Venituri din concesiuni si inchirieri   | 6         | 30.02G.05         | 37.284.446                       | 0                                  | 37.284.446          |
| Alte venituri din concesiuni si inchirieri de catre institutiile publice                                | 7         | 30.02G.05.30      | 37.284.446                       | 0                                  | 37.284.446          |
| Varsaminte din sectiunea de functionare pentru finantarea sectiunii de dezvoltare a bugetului local     | 8         | 37.02G.03         | -446                             | 0                                  | -446                |
| Varsaminte din sectiunea de functionare   | 9         | 37.02G.04         | 446                              | 0                                  | 446                 |
| II. VENITURI DIN CAPITAL  | 10        | 39.00.01          | 35.230.554                       | 0                                  | 35.230.554          |
| Incasari din rambursarea imprumuturilor acordate  | 11        | 40.02G            | 35.230.554                       | 0                                  | 35.230.554          |
| Sume utilizate din excedentul anului precedent pentru efectuarea de cheltuieli                          | 12        | 40.02G.15         | 35.230.554                       | 0                                  | 35.230.554          |
| Sume utilizate de administratiile locale din excedentul anului precedent pentru sectiunea de dezvoltare | 13        | 40.02G.15.02      | 35.230.554                       | 0                                  | 35.230.554          |
|   |           |                   |                                  |                                    |                     |
| <b>TOTAL CHELTUIELI</b>   | <b>14</b> |                   | <b>72.515.000</b>                | <b>0</b>                           | <b>72.515.000</b>   |
| CHELTUIELI CURENTE  | 15        | 01                | 37.284.000                       | 5.587                              | 37.289.587          |
| TITLUL I CHELTUIELI DE PERSONAL   | 16        | 10                | 4.764.000                        | 5.587                              | 4.769.587           |
| Cheltuieli salariale in bani  | 17        | 10.01             | 4.601.000                        | 5.587                              | 4.606.587           |
| Salarii de baza   | 18        | 10.01.01          | 4.011.000                        | 0                                  | 4.011.000           |
| Sporuri pentru conditii de munca  | 19        | 10.01.05          | 415.000                          | 0                                  | 415.000             |
| Alte sporuri  | 20        | 10.01.06          | 10.000                           | 0                                  | 10.000              |
| Drepturi de delegare  | 21        | 10.01.13          | 16.000                           | 0                                  | 16.000              |
| Indemnizatie de hrana   | 22        | 10.01.17          | 149.000                          | 0                                  | 149.000             |
| Alte drepturi salariale in bani   | 23        | 10.01.30          | 0                                | 5.587                              | 5.587               |
| Cheltuieli salariale in natura  | 24        | 10.02             | 53.000                           | 0                                  | 53.000              |
| Tichete de vacanta  | 25        | 10.02.06          | 53.000                           | 0                                  | 53.000              |
| Contributii   | 26        | 10.03             | 110.000                          | 0                                  | 110.000             |
| Contributia asiguratorie pentru munca   | 27        | 10.03.07          | 110.000                          | 0                                  | 110.000             |
| TITLUL II BUNURI SI SERVICII  | 28        | 20                | 32.520.000                       | 0                                  | 32.520.000          |
| Bunuri si servicii  | 29        | 20.01             | 23.041.000                       | 0                                  | 23.041.000          |



| Denumirea indicatorului bugetar  | Cod rand  | Indicator bugetar | Total anterior (T1a+T2a+T3a+T4a) | Influente (Total - Total anterior) | Total (T1+T2+T3+T4) |
|--|-----------|-------------------|----------------------------------|------------------------------------|---------------------|
| Furnituri de birou   | 30        | 20.01.01          | 50.000                           | 0                                  | 50.000              |
| Materiale pentru curatenie   | 31        | 20.01.02          | 29.000                           | 0                                  | 29.000              |
| Incalzit, iluminat si forta motrica  | 32        | 20.01.03          | 6.900.000                        | 0                                  | 6.900.000           |
| Apa, canal si salubritate  | 33        | 20.01.04          | 80.000                           | 0                                  | 80.000              |
| Carburanti si lubrifianti  | 34        | 20.01.05          | 67.000                           | 0                                  | 67.000              |
| Piese de schimb  | 35        | 20.01.06          | 1.400.000                        | 0                                  | 1.400.000           |
| Posta, telecomunicatii, radio, tv, internet  | 36        | 20.01.08          | 230.000                          | 0                                  | 230.000             |
| Materiale si prestari de servicii cu caracter functional   | 37        | 20.01.09          | 1.500.000                        | 0                                  | 1.500.000           |
| Alte bunuri si servicii pentru intretinere si functionare  | 38        | 20.01.30          | 12.785.000                       | 0                                  | 12.785.000          |
| Reparatii curente  | 39        | 20.02             | 2.400.000                        | 0                                  | 2.400.000           |
| Bunuri de natura obiectelor de inventar  | 40        | 20.05             | 218.000                          | 0                                  | 218.000             |
| Uniforme si echipament   | 41        | 20.05.01          | 18.000                           | 0                                  | 18.000              |
| Alte obiecte de inventar   | 42        | 20.05.30          | 200.000                          | 0                                  | 200.000             |
| Deplasari, detasari, transferari   | 43        | 20.06             | 113.000                          | 0                                  | 113.000             |
| Deplasari interne, detasari, transferari   | 44        | 20.06.01          | 54.000                           | 0                                  | 54.000              |
| Deplasari in strainatate   | 45        | 20.06.02          | 59.000                           | 0                                  | 59.000              |
| Carti, publicatii si materiale documentare   | 46        | 20.11             | 4.000                            | 0                                  | 4.000               |
| Pregatire profesionala   | 47        | 20.13             | 42.000                           | 0                                  | 42.000              |
| Protectia muncii   | 48        | 20.14             | 12.000                           | 0                                  | 12.000              |
| Cheltuieli judiciare si extrajudiciare derivate din actiuni in reprezentarea intereselor statului, potrivit dispozitiilor legale | 49        | 20.25             | 30.000                           | 0                                  | 30.000              |
| Alte cheltuieli  | 50        | 20.30             | 6.660.000                        | 0                                  | 6.660.000           |
| Protocol si reprezentare   | 51        | 20.30.02          | 1.000                            | 0                                  | 1.000               |
| Prime de asigurare non-viata   | 52        | 20.30.03          | 29.000                           | 0                                  | 29.000              |
| alte cheltuieli cu bunuri si servicii  | 53        | 20.30.30          | 6.630.000                        | 0                                  | 6.630.000           |
| CHELTUIELI DE CAPITAL  | 54        | 70                | 35.231.000                       | 0                                  | 35.231.000          |
| TITLUL XV ACTIVE NEFINANCIARE  | 55        | 71                | 35.231.000                       | 0                                  | 35.231.000          |
| Active fixe  | 56        | 71.01             | 35.231.000                       | 0                                  | 35.231.000          |
| Constructii  | 57        | 71.01.01          | 26.180.000                       | 0                                  | 26.180.000          |
| Masini, echipamente si mijloace de transport   | 58        | 71.01.02          | 4.036.000                        | 0                                  | 4.036.000           |
| Mobilier, aparatura birotica si alte active corporale  | 59        | 71.01.03          | 4.933.000                        | 0                                  | 4.933.000           |
| Alte active fixe   | 60        | 71.01.30          | 82.000                           | 0                                  | 82.000              |
| PLATI EFECTUATE IN ANII PRECEDENTI SI RECUPERATE IN ANUL CURENT  | 61        | 84                | 0                                | -5.587                             | -5.587              |
| TITLUL XXI PATI EFECTUATE IN ANII PRECEDENTI SI RECUPERATE IN ANUL CURENT  | 62        | 85                | 0                                | -5.587                             | -5.587              |
| Plati efectuate in anii precedenti si recuperate in anul curent  | 63        | 85.01             | 0                                | -5.587                             | -5.587              |
| Plati efectuate in anii precedenti si recuperate in anul curent in sectiunea de functionare a bugetului local                    | 64        | 85.01.01          | 0                                | -5.587                             | -5.587              |
| <b>Partea a IV-a SERVICII SI DEZVOLTARE PUBLICA, LOCUINTE, MEDIU SI APE</b>  | <b>65</b> | <b>69.02G</b>     | <b>72.515.000</b>                | <b>0</b>                           | <b>72.515.000</b>   |
| <b>Locuinte, servicii si dezvoltare publica</b>  | <b>66</b> | <b>70.02G</b>     | <b>72.515.000</b>                | <b>0</b>                           | <b>72.515.000</b>   |



| Denumirea indicatorului bugetar  | Cod rand | Indicator bugetar | Total anterior (T1a+T2a+T3a+T4a) | Influente (Total - Total anterior) | Total (T1+T2+T3+T4) |
|--|----------|-------------------|----------------------------------|------------------------------------|---------------------|
| CHELTUIELI CURENTE   | 67       | 01                | 37.284.000                       | 5.587                              | 37.289.587          |
| TITLUL I CHELTUIELI DE PERSONAL  | 68       | 10                | 4.764.000                        | 5.587                              | 4.769.587           |
| Cheltuieli salariale in bani   | 69       | 10.01             | 4.601.000                        | 5.587                              | 4.606.587           |
| Salarii de baza  | 70       | 10.01.01          | 4.011.000                        | 0                                  | 4.011.000           |
| Sporuri pentru conditii de munca   | 71       | 10.01.05          | 415.000                          | 0                                  | 415.000             |
| Alte sporuri   | 72       | 10.01.06          | 10.000                           | 0                                  | 10.000              |
| Drepturi de delegare   | 73       | 10.01.13          | 16.000                           | 0                                  | 16.000              |
| Indemnizatie de hrana  | 74       | 10.01.17          | 149.000                          | 0                                  | 149.000             |
| Alte drepturi salariale in bani  | 75       | 10.01.30          | 0                                | 5.587                              | 5.587               |
| Cheltuieli salariale in natura   | 76       | 10.02             | 53.000                           | 0                                  | 53.000              |
| Tichete de vacanta   | 77       | 10.02.06          | 53.000                           | 0                                  | 53.000              |
| Contributii  | 78       | 10.03             | 110.000                          | 0                                  | 110.000             |
| Contributia asiguratorie pentru munca  | 79       | 10.03.07          | 110.000                          | 0                                  | 110.000             |
| TITLUL II BUNURI SI SERVICII   | 80       | 20                | 32.520.000                       | 0                                  | 32.520.000          |
| Bunuri si servicii   | 81       | 20.01             | 23.041.000                       | 0                                  | 23.041.000          |
| Furnituri de birou   | 82       | 20.01.01          | 50.000                           | 0                                  | 50.000              |
| Materiale pentru curatenie   | 83       | 20.01.02          | 29.000                           | 0                                  | 29.000              |
| Incalzit, iluminat si forta motrica  | 84       | 20.01.03          | 6.900.000                        | 0                                  | 6.900.000           |
| Apa, canal si salubritate  | 85       | 20.01.04          | 80.000                           | 0                                  | 80.000              |
| Carburanti si lubrifianti  | 86       | 20.01.05          | 67.000                           | 0                                  | 67.000              |
| Piese de schimb  | 87       | 20.01.06          | 1.400.000                        | 0                                  | 1.400.000           |
| Posta, telecomunicatii, radio, tv, internet  | 88       | 20.01.08          | 230.000                          | 0                                  | 230.000             |
| Materiale si prestari de servicii cu caracter functional   | 89       | 20.01.09          | 1.500.000                        | 0                                  | 1.500.000           |
| Alte bunuri si servicii pentru intretinere si functionare  | 90       | 20.01.30          | 12.785.000                       | 0                                  | 12.785.000          |
| Reparatii curente  | 91       | 20.02             | 2.400.000                        | 0                                  | 2.400.000           |
| Bunuri de natura obiectelor de inventar  | 92       | 20.05             | 218.000                          | 0                                  | 218.000             |
| Uniforme si echipament   | 93       | 20.05.01          | 18.000                           | 0                                  | 18.000              |
| Alte obiecte de inventar   | 94       | 20.05.30          | 200.000                          | 0                                  | 200.000             |
| Deplasari, detasari, transferari   | 95       | 20.06             | 113.000                          | 0                                  | 113.000             |
| Deplasari interne, detasari, transferari   | 96       | 20.06.01          | 54.000                           | 0                                  | 54.000              |
| Deplasari in strainatate   | 97       | 20.06.02          | 59.000                           | 0                                  | 59.000              |
| Carti, publicatii si materiale documentare   | 98       | 20.11             | 4.000                            | 0                                  | 4.000               |
| Pregatire profesionala   | 99       | 20.13             | 42.000                           | 0                                  | 42.000              |
| Protectia muncii   | 100      | 20.14             | 12.000                           | 0                                  | 12.000              |
| Cheltuieli judiciare si extrajudiciare derivate din actiuni in reprezentarea intereselor statului, potrivit dispozitiilor legale | 101      | 20.25             | 30.000                           | 0                                  | 30.000              |
| Alte cheltuieli  | 102      | 20.30             | 6.660.000                        | 0                                  | 6.660.000           |
| Protocol si reprezentare   | 103      | 20.30.02          | 1.000                            | 0                                  | 1.000               |
| Prime de asigurare non-viata   | 104      | 20.30.03          | 29.000                           | 0                                  | 29.000              |
| alte cheltuieli cu bunuri si servicii  | 105      | 20.30.30          | 6.630.000                        | 0                                  | 6.630.000           |
| CHELTUIELI DE CAPITAL  | 106      | 70                | 35.231.000                       | 0                                  | 35.231.000          |
| TITLUL XV ACTIVE NEFINANCIARE  | 107      | 71                | 35.231.000                       | 0                                  | 35.231.000          |
| Active fixe  | 108      | 71.01             | 35.231.000                       | 0                                  | 35.231.000          |



| Denumirea indicatorului bugetar   | Cod rand   | Indicator bugetar | Total anterior (T1a+T2a+T3a+T4a) | Influente (Total - Total anterior) | Total (T1+T2+T3+T4) |
|---|------------|-------------------|----------------------------------|------------------------------------|---------------------|
| Constructii   | 109        | 71.01.01          | 26.180.000                       | 0                                  | 26.180.000          |
| Masini, echipamente si mijloace de transport  | 110        | 71.01.02          | 4.036.000                        | 0                                  | 4.036.000           |
| Mobilier, aparatura birotica si alte active corporale   | 111        | 71.01.03          | 4.933.000                        | 0                                  | 4.933.000           |
| Alte active fixe  | 112        | 71.01.30          | 82.000                           | 0                                  | 82.000              |
| PLATI EFECTUATE IN ANII PRECEDENTI SI RECUPERATE IN ANUL CURENT   | 113        | 84                | 0                                | -5.587                             | -5.587              |
| TITLUL XXI PATI EFECTUATE IN ANII PRECEDENTI SI RECUPERATE IN ANUL CURENT                                     | 114        | 85                | 0                                | -5.587                             | -5.587              |
| Plati efectuate in anii precedenti si recuperate in anul curent   | 115        | 85.01             | 0                                | -5.587                             | -5.587              |
| Plati efectuate in anii precedenti si recuperate in anul curent in sectiunea de functionare a bugetului local | 116        | 85.01.01          | 0                                | -5.587                             | -5.587              |
| <b>Alte servicii in domeniul locuintei, serviciilor si dezvoltarii comunale</b>                               | <b>117</b> | <b>70.02G.50</b>  | <b>72.515.000</b>                | <b>0</b>                           | <b>72.515.000</b>   |
|   |            |                   |                                  |                                    |                     |
| <b>Partea a VII-a REZERVE, EXCEDENT/DEFICIT</b>   | <b>118</b> | <b>96.02G</b>     | <b>0</b>                         | <b>0</b>                           | <b>0</b>            |
| <b>REZERVE</b>  | <b>119</b> | <b>97.02G</b>     | <b>0</b>                         | <b>0</b>                           | <b>0</b>            |
| <b>EXCEDENT</b>   | <b>120</b> | <b>98.02G</b>     | <b>0</b>                         | <b>0</b>                           | <b>0</b>            |
| <b>DEFICIT</b>  | <b>121</b> | <b>99.02G</b>     | <b>0</b>                         | <b>0</b>                           | <b>0</b>            |
|   |            |                   |                                  |                                    |                     |
| <b>SECTIUNEA FUNCTIONARE</b>  |            |                   |                                  |                                    |                     |
| <b>TOTAL VENITURI</b>   | <b>122</b> | <b>00.01</b>      | <b>37.284.000</b>                | <b>0</b>                           | <b>37.284.000</b>   |
| I. VENITURI CURENTE   | 123        | 00.02             | 37.284.000                       | 0                                  | 37.284.000          |
| C. VENITURI NEFISCALE   | 124        | 16.00.03          | 37.284.000                       | 0                                  | 37.284.000          |
| C1. VENITURI DIN PROPRIETATE  | 125        | 16.00.04          | 37.284.446                       | 0                                  | 37.284.446          |
| Venituri din proprietate  | 126        | 30.02G            | 37.284.446                       | 0                                  | 37.284.446          |
| Venituri din concesiuni si inchirieri   | 127        | 30.02G.05         | 37.284.446                       | 0                                  | 37.284.446          |
| Alte venituri din concesiuni si inchirieri de catre institutiile publice                                      | 128        | 30.02G.05.30      | 37.284.446                       | 0                                  | 37.284.446          |
| C2. VANZARI DE BUNURI SI SERVICII   | 129        | 31.00.01          | -446                             | 0                                  | -446                |
| Transferuri voluntare, altele decat subventiile   | 130        | 37.02G            | -446                             | 0                                  | -446                |
| Varsaminte din sectiunea de functionare pentru finantarea sectiunii de dezvoltare a bugetului local           | 131        | 37.02G.03         | -446                             | 0                                  | -446                |
|   |            |                   |                                  |                                    |                     |
| <b>TOTAL CHELTUIELI</b>   | <b>132</b> |                   | <b>37.284.000</b>                | <b>0</b>                           | <b>37.284.000</b>   |
| CHELTUIELI CURENTE  | 133        | 01                | 37.284.000                       | 5.587                              | 37.289.587          |
| TITLUL I CHELTUIELI DE PERSONAL   | 134        | 10                | 4.764.000                        | 5.587                              | 4.769.587           |
| Cheltuieli salariale in bani  | 135        | 10.01             | 4.601.000                        | 5.587                              | 4.606.587           |
| Salarii de baza   | 136        | 10.01.01          | 4.011.000                        | 0                                  | 4.011.000           |
| Sporuri pentru conditii de munca  | 137        | 10.01.05          | 415.000                          | 0                                  | 415.000             |
| Alte sporuri  | 138        | 10.01.06          | 10.000                           | 0                                  | 10.000              |
| Drepturi de delegare  | 139        | 10.01.13          | 16.000                           | 0                                  | 16.000              |
| Indemnizatie de hrana   | 140        | 10.01.17          | 149.000                          | 0                                  | 149.000             |
| Alte drepturi salariale in bani   | 141        | 10.01.30          | 0                                | 5.587                              | 5.587               |
| Cheltuieli salariale in natura  | 142        | 10.02             | 53.000                           | 0                                  | 53.000              |



| Denumirea indicatorului bugetar  | Cod rand | Indicator bugetar | Total anterior (T1a+T2a+T3a+T4a) | Influente (Total - Total anterior) | Total (T1+T2+T3+T4) |
|--|----------|-------------------|----------------------------------|------------------------------------|---------------------|
| Tichete de vacanta   | 143      | 10.02.06          | 53.000                           | 0                                  | 53.000              |
| Contributii  | 144      | 10.03             | 110.000                          | 0                                  | 110.000             |
| Contributia asiguratorie pentru munca  | 145      | 10.03.07          | 110.000                          | 0                                  | 110.000             |
| <b>TITLUL II BUNURI SI SERVICII</b>  | 146      | 20                | 32.520.000                       | 0                                  | 32.520.000          |
| Bunuri si servicii   | 147      | 20.01             | 23.041.000                       | 0                                  | 23.041.000          |
| Furnituri de birou   | 148      | 20.01.01          | 50.000                           | 0                                  | 50.000              |
| Materiale pentru curatenie   | 149      | 20.01.02          | 29.000                           | 0                                  | 29.000              |
| Incalzit, iluminat si forta motrica  | 150      | 20.01.03          | 6.900.000                        | 0                                  | 6.900.000           |
| Apa, canal si salubritate  | 151      | 20.01.04          | 80.000                           | 0                                  | 80.000              |
| Carburanti si lubrifianti  | 152      | 20.01.05          | 67.000                           | 0                                  | 67.000              |
| Piese de schimb  | 153      | 20.01.06          | 1.400.000                        | 0                                  | 1.400.000           |
| Posta, telecomunicatii, radio, tv, internet  | 154      | 20.01.08          | 230.000                          | 0                                  | 230.000             |
| Materiale si prestari de servicii cu caracter functional   | 155      | 20.01.09          | 1.500.000                        | 0                                  | 1.500.000           |
| Alte bunuri si servicii pentru intretinere si functionare  | 156      | 20.01.30          | 12.785.000                       | 0                                  | 12.785.000          |
| Reparatii curente  | 157      | 20.02             | 2.400.000                        | 0                                  | 2.400.000           |
| Bunuri de natura obiectelor de inventar  | 158      | 20.05             | 218.000                          | 0                                  | 218.000             |
| Uniforme si echipament   | 159      | 20.05.01          | 18.000                           | 0                                  | 18.000              |
| Alte obiecte de inventar   | 160      | 20.05.30          | 200.000                          | 0                                  | 200.000             |
| Deplasari, detasari, transferari   | 161      | 20.06             | 113.000                          | 0                                  | 113.000             |
| Deplasari interne, detasari, transferari   | 162      | 20.06.01          | 54.000                           | 0                                  | 54.000              |
| Deplasari in strainatate   | 163      | 20.06.02          | 59.000                           | 0                                  | 59.000              |
| Carti, publicatii si materiale documentare   | 164      | 20.11             | 4.000                            | 0                                  | 4.000               |
| Pregatire profesionala   | 165      | 20.13             | 42.000                           | 0                                  | 42.000              |
| Protectia muncii   | 166      | 20.14             | 12.000                           | 0                                  | 12.000              |
| Cheltuieli judiciare si extrajudiciare derivate din actiuni in reprezentarea intereselor statului, potrivit dispozitiilor legale | 167      | 20.25             | 30.000                           | 0                                  | 30.000              |
| Alte cheltuieli  | 168      | 20.30             | 6.660.000                        | 0                                  | 6.660.000           |
| Protocol si reprezentare   | 169      | 20.30.02          | 1.000                            | 0                                  | 1.000               |
| Prime de asigurare non-viata   | 170      | 20.30.03          | 29.000                           | 0                                  | 29.000              |
| alte cheltuieli cu bunuri si servicii  | 171      | 20.30.30          | 6.630.000                        | 0                                  | 6.630.000           |
| PLATI EFECTUATE IN ANII PRECEDENTI SI RECUPERATE IN ANUL CURENT  | 172      | 84                | 0                                | -5.587                             | -5.587              |
| <b>TITLUL XXI PATI EFECTUATE IN ANII PRECEDENTI SI RECUPERATE IN ANUL CURENT</b>   | 173      | 85                | 0                                | -5.587                             | -5.587              |
| Plati efectuate in anii precedenti si recuperate in anul curent  | 174      | 85.01             | 0                                | -5.587                             | -5.587              |
| Plati efectuate in anii precedenti si recuperate in anul curent in sectiunea de functionare a bugetului local                    | 175      | 85.01.01          | 0                                | -5.587                             | -5.587              |
| <b>Partea a IV-a SERVICII SI DEZVOLTARE PUBLICA, LOCUINTE, MEDIU SI APE</b>  | 176      | 69.02G            | 37.284.000                       | 0                                  | 37.284.000          |
| <b>Locuinte, servicii si dezvoltare publica</b>  | 177      | 70.02G            | 37.284.000                       | 0                                  | 37.284.000          |
| CHELTUIELI CURENTE   | 178      | 01                | 37.284.000                       | 5.587                              | 37.289.587          |
| <b>TITLUL I CHELTUIELI DE PERSONAL</b>   | 179      | 10                | 4.764.000                        | 5.587                              | 4.769.587           |



| Denumirea indicatorului bugetar  | Cod rand | Indicator bugetar | Total anterior (T1a+T2a+T3a+T4a) | Influente (Total - Total anterior) | Total (T1+T2+T3+T4) |
|--|----------|-------------------|----------------------------------|------------------------------------|---------------------|
| Cheltuieli salariale in bani   | 180      | 10.01             | 4.601.000                        | 5.587                              | 4.606.587           |
| Salarii de baza  | 181      | 10.01.01          | 4.011.000                        | 0                                  | 4.011.000           |
| Sporuri pentru conditii de munca   | 182      | 10.01.05          | 415.000                          | 0                                  | 415.000             |
| Alte sporuri   | 183      | 10.01.06          | 10.000                           | 0                                  | 10.000              |
| Drepturi de delegare   | 184      | 10.01.13          | 16.000                           | 0                                  | 16.000              |
| Indemnizatie de hrana  | 185      | 10.01.17          | 149.000                          | 0                                  | 149.000             |
| Alte drepturi salariale in bani  | 186      | 10.01.30          | 0                                | 5.587                              | 5.587               |
| Cheltuieli salariale in natura   | 187      | 10.02             | 53.000                           | 0                                  | 53.000              |
| Tichete de vacanta   | 188      | 10.02.06          | 53.000                           | 0                                  | 53.000              |
| Contributii  | 189      | 10.03             | 110.000                          | 0                                  | 110.000             |
| Contributia asiguratorie pentru munca  | 190      | 10.03.07          | 110.000                          | 0                                  | 110.000             |
| TITLUL II BUNURI SI SERVICII   | 191      | 20                | 32.520.000                       | 0                                  | 32.520.000          |
| Bunuri si servicii   | 192      | 20.01             | 23.041.000                       | 0                                  | 23.041.000          |
| Furnituri de birou   | 193      | 20.01.01          | 50.000                           | 0                                  | 50.000              |
| Materiale pentru curatenie   | 194      | 20.01.02          | 29.000                           | 0                                  | 29.000              |
| Incalzit, iluminat si forta motrica  | 195      | 20.01.03          | 6.900.000                        | 0                                  | 6.900.000           |
| Apa, canal si salubritate  | 196      | 20.01.04          | 80.000                           | 0                                  | 80.000              |
| Carburanti si lubrifianti  | 197      | 20.01.05          | 67.000                           | 0                                  | 67.000              |
| Piese de schimb  | 198      | 20.01.06          | 1.400.000                        | 0                                  | 1.400.000           |
| Posta, telecomunicatii, radio, tv, internet  | 199      | 20.01.08          | 230.000                          | 0                                  | 230.000             |
| Materiale si prestari de servicii cu caracter functional   | 200      | 20.01.09          | 1.500.000                        | 0                                  | 1.500.000           |
| Alte bunuri si servicii pentru intretinere si functionare  | 201      | 20.01.30          | 12.785.000                       | 0                                  | 12.785.000          |
| Reparatii curente  | 202      | 20.02             | 2.400.000                        | 0                                  | 2.400.000           |
| Bunuri de natura obiectelor de inventar  | 203      | 20.05             | 218.000                          | 0                                  | 218.000             |
| Uniforme si echipament   | 204      | 20.05.01          | 18.000                           | 0                                  | 18.000              |
| Alte obiecte de inventar   | 205      | 20.05.30          | 200.000                          | 0                                  | 200.000             |
| Deplasari, detasari, transferari   | 206      | 20.06             | 113.000                          | 0                                  | 113.000             |
| Deplasari interne, detasari, transferari   | 207      | 20.06.01          | 54.000                           | 0                                  | 54.000              |
| Deplasari in strainatate   | 208      | 20.06.02          | 59.000                           | 0                                  | 59.000              |
| Carti, publicatii si materiale documentare   | 209      | 20.11             | 4.000                            | 0                                  | 4.000               |
| Pregatire profesionala   | 210      | 20.13             | 42.000                           | 0                                  | 42.000              |
| Protectia muncii   | 211      | 20.14             | 12.000                           | 0                                  | 12.000              |
| Cheltuieli judiciare si extrajudiciare derivate din actiuni in reprezentarea intereselor statului, potrivit dispozitiilor legale | 212      | 20.25             | 30.000                           | 0                                  | 30.000              |
| Alte cheltuieli  | 213      | 20.30             | 6.660.000                        | 0                                  | 6.660.000           |
| Protocol si reprezentare   | 214      | 20.30.02          | 1.000                            | 0                                  | 1.000               |
| Prime de asigurare non-viata   | 215      | 20.30.03          | 29.000                           | 0                                  | 29.000              |
| alte cheltuieli cu bunuri si servicii  | 216      | 20.30.30          | 6.630.000                        | 0                                  | 6.630.000           |
| PLATI EFECTUATE IN ANII PRECEDENTI SI RECUPERATE IN ANUL CURENT  | 217      | 84                | 0                                | -5.587                             | -5.587              |
| TITLUL XXI PATI EFECTUATE IN ANII PRECEDENTI SI RECUPERATE IN ANUL CURENT  | 218      | 85                | 0                                | -5.587                             | -5.587              |
| Plati efectuate in anii precedenti si recuperate in anul curent  | 219      | 85.01             | 0                                | -5.587                             | -5.587              |



| Denumirea indicatorului bugetar   | Cod rand   | Indicator bugetar | Total anterior (T1a+T2a+T3a+T4a) | Influente (Total - Total anterior) | Total (T1+T2+T3+T4) |
|---|------------|-------------------|----------------------------------|------------------------------------|---------------------|
| Plati efectuate in anii precedenti si recuperate in anul curent in sectiunea de functionare a bugetului local | 220        | 85.01.01          | 0                                | -5.587                             | -5.587              |
| <b>Alte servicii in domeniul locuintei, serviciilor si dezvoltarii comunale</b>                               | <b>221</b> | <b>70.02G.50</b>  | <b>37.284.000</b>                | <b>0</b>                           | <b>37.284.000</b>   |
|   |            |                   |                                  |                                    |                     |
| <b>Partea a VII-a REZERVE, EXCEDENT/DEFICIT</b>   | <b>222</b> | <b>96.02G</b>     | <b>0</b>                         | <b>0</b>                           | <b>0</b>            |
| <b>REZERVE</b>  | <b>223</b> | <b>97.02G</b>     | <b>0</b>                         | <b>0</b>                           | <b>0</b>            |
| <b>EXCEDENT</b>   | <b>224</b> | <b>98.02G</b>     | <b>0</b>                         | <b>0</b>                           | <b>0</b>            |
| <b>DEFICIT</b>  | <b>225</b> | <b>99.02G</b>     | <b>0</b>                         | <b>0</b>                           | <b>0</b>            |
|   |            |                   |                                  |                                    |                     |
| <b>SECTIUNEA DEZVOLTARE</b>   |            |                   |                                  |                                    |                     |
| <b>TOTAL VENITURI</b>   | <b>226</b> | <b>00.01</b>      | <b>35.231.000</b>                | <b>0</b>                           | <b>35.231.000</b>   |
| I. VENITURI CURENTE   | 227        | 00.02             | 446                              | 0                                  | 446                 |
| C. VENITURI NEFISCALE   | 228        | 16.00.03          | 446                              | 0                                  | 446                 |
| C2. VANZARI DE BUNURI SI SERVICII   | 229        | 31.00.01          | 446                              | 0                                  | 446                 |
| Transferuri voluntare, altele decat subventiile   | 230        | 37.02G            | 446                              | 0                                  | 446                 |
| Varsaminte din sectiunea de functionare   | 231        | 37.02G.04         | 446                              | 0                                  | 446                 |
| II. VENITURI DIN CAPITAL  | 232        | 39.00.01          | 35.230.554                       | 0                                  | 35.230.554          |
| Incasari din rambursarea imprumuturilor acordate  | 233        | 40.02G            | 35.230.554                       | 0                                  | 35.230.554          |
| Sume utilizate din excedentul anului precedent pentru efectuarea de cheltuieli                                | 234        | 40.02G.15         | 35.230.554                       | 0                                  | 35.230.554          |
| Sume utilizate de administratiile locale din excedentul anului precedent pentru sectiunea de dezvoltare       | 235        | 40.02G.15.02      | 35.230.554                       | 0                                  | 35.230.554          |
|   |            |                   |                                  |                                    |                     |
| <b>TOTAL CHELTUIELI</b>   | <b>236</b> |                   | <b>35.231.000</b>                | <b>0</b>                           | <b>35.231.000</b>   |
| CHELTUIELI DE CAPITAL   | 237        | 70                | 35.231.000                       | 0                                  | 35.231.000          |
| TITLUL XV ACTIVE NEFINANCIARE   | 238        | 71                | 35.231.000                       | 0                                  | 35.231.000          |
| Active fixe   | 239        | 71.01             | 35.231.000                       | 0                                  | 35.231.000          |
| Constructii   | 240        | 71.01.01          | 26.180.000                       | 0                                  | 26.180.000          |
| Masini, echipamente si mijloace de transport  | 241        | 71.01.02          | 4.036.000                        | 0                                  | 4.036.000           |
| Mobilier, aparatura birotica si alte active corporale   | 242        | 71.01.03          | 4.933.000                        | 0                                  | 4.933.000           |
| Alte active fixe  | 243        | 71.01.30          | 82.000                           | 0                                  | 82.000              |
|   |            |                   |                                  |                                    |                     |
| <b>Partea a IV-a SERVICII SI DEZVOLTARE PUBLICA, LOCUINTE, MEDIU SI APE</b>                                   | <b>244</b> | <b>69.02G</b>     | <b>35.231.000</b>                | <b>0</b>                           | <b>35.231.000</b>   |
| <b>Locuinte, servicii si dezvoltare publica</b>   | <b>245</b> | <b>70.02G</b>     | <b>35.231.000</b>                | <b>0</b>                           | <b>35.231.000</b>   |
| CHELTUIELI DE CAPITAL   | 246        | 70                | 35.231.000                       | 0                                  | 35.231.000          |
| TITLUL XV ACTIVE NEFINANCIARE   | 247        | 71                | 35.231.000                       | 0                                  | 35.231.000          |
| Active fixe   | 248        | 71.01             | 35.231.000                       | 0                                  | 35.231.000          |
| Constructii   | 249        | 71.01.01          | 26.180.000                       | 0                                  | 26.180.000          |
| Masini, echipamente si mijloace de transport  | 250        | 71.01.02          | 4.036.000                        | 0                                  | 4.036.000           |
| Mobilier, aparatura birotica si alte active corporale   | 251        | 71.01.03          | 4.933.000                        | 0                                  | 4.933.000           |
| Alte active fixe  | 252        | 71.01.30          | 82.000                           | 0                                  | 82.000              |



| Denumirea indicatorului bugetar   | Cod rand   | Indicator bugetar | Total anterior (T1a+T2a+T3a+T4a) | Influente (Total - Total anterior) | Total (T1+T2+T3+T4) |
|---|------------|-------------------|----------------------------------|------------------------------------|---------------------|
| <b>Alte servicii in domeniul locuintei, serviciilor si dezvoltarii comunale</b> | <b>253</b> | <b>70.02G.50</b>  | <b>35.231.000</b>                | <b>0</b>                           | <b>35.231.000</b>   |
| <b>Partea a VII-a REZERVE, EXCEDENT/DEFICIT</b>                                 | <b>254</b> | <b>96.02G</b>     | <b>0</b>                         | <b>0</b>                           | <b>0</b>            |
| <b>REZERVE</b>  | <b>255</b> | <b>97.02G</b>     | <b>0</b>                         | <b>0</b>                           | <b>0</b>            |
| <b>EXCEDENT</b>   | <b>256</b> | <b>98.02G</b>     | <b>0</b>                         | <b>0</b>                           | <b>0</b>            |
| <b>DEFICIT</b>  | <b>257</b> | <b>99.02G</b>     | <b>0</b>                         | <b>0</b>                           | <b>0</b>            |

DIRECTOR EXECUTIV  
OLIMPIA MOIGRADAN



.....

SEF SERVICIU  
STEFANIA MADARAS



.....

Anexa <sup>763</sup> la Hotărârea  
nr. 132/2024 cuprinde un  
nr. de 8 pagini




.....

CONSILIUL LOCAL AL  
MUNICIPIUL CLUJ-NAPOCA

Anexa 8 la Hotărârea nr. 132/2024

| Denumire<br>capitol și<br>subcapitol | Nominalizarea pe obiective de investiții  | I<br>II   | Total obiectiv<br>estimat | Total 2024          | Credite<br>interne | Venituri<br>proprii și<br>subv./alte<br>surse | Fonduri<br>externe<br>nerambursabile<br>le sursa D | Total<br>buget local | Fonduri externe<br>nerambursabile | Fonduri PNRR      | 2024                |                     | 2025              |                     | 2026              |                   | 2027             |                  |
|--------------------------------------|---|-----------|---------------------------|---------------------|--------------------|---|--|----------------------|-----------------------------------|-------------------|---------------------|---------------------|-------------------|---------------------|-------------------|-------------------|------------------|------------------|
|                                      |   |           |                           |                     |                    |   |  |                      |                                   |                   | Bugetul local       | TOTAL               | TOTAL             | TOTAL               | TOTAL             | TOTAL             | TOTAL            | TOTAL            |
| <b>TOTAL GENERAL 2024</b>            |   | <b>I</b>  | <b>3.040.092,08</b>       | <b>3.040.092,08</b> | <b>125.744,00</b>  | <b>68.978,00</b>                              | <b>12.206,00</b>                                   | <b>2.833.164,08</b>  | <b>337.759,00</b>                 | <b>530.334,00</b> | <b>1.965.071,08</b> | <b>0,00</b>         | <b>0,00</b>       | <b>0,00</b>         | <b>0,00</b>       | <b>0,00</b>       | <b>0,00</b>      | <b>0,00</b>      |
|                                      |   | <b>II</b> | <b>3.832.526,17</b>       | <b>1.647.310,09</b> | <b>300.000,00</b>  | <b>61.901,00</b>                              | <b>12.206,00</b>                                   | <b>1.273.203,09</b>  | <b>231.123,00</b>                 | <b>361.117,00</b> | <b>680.963,09</b>   | <b>1.294.457,00</b> | <b>840.719,08</b> | <b>1.294.457,00</b> | <b>840.719,08</b> | <b>840.719,08</b> | <b>50.040,00</b> | <b>50.040,00</b> |
| A                                    | LUCRĂRI ÎN CONTINUARE   | I         | 275.513,00                | 275.513,00          | 41.718,00          | 500,00  | 0,00   | 233.295,00           | 37.366,00                         | 69.103,00         | 126.826,00          | 0,00                | 0,00              | 0,00                | 0,00              | 0,00              | 0,00             | 0,00             |
|                                      |   | II        | 830.748,09                | 591.119,09          | 124.508,00         | 500,00  | 0,00   | 466.111,09           | 178.664,00                        | 69.461,00         | 217.986,09          | 232.819,00          | 6.020,00          | 6.020,00            | 6.020,00          | 6.020,00          | 790,00           | 790,00           |
| B                                    | LUCRĂRI NOI   | I         | 2.039.964,08              | 2.039.964,08        | 80.700,00          | 38.074,00                                     | 9.906,00   | 1.911.284,08         | 2.869,00                          | 402.428,00        | 1.505.987,08        | 0,00                | 0,00              | 0,00                | 0,00              | 0,00              | 0,00             | 0,00             |
|                                      |   | II        | 2.128.729,08              | 602.637,00          | 163.440,00         | 30.215,00                                     | 9.906,00   | 399.076,00           | 2.869,00                          | 197.613,00        | 198.594,00          | 746.523,00          | 746.569,08        | 746.569,08          | 746.569,08        | 746.569,08        | 33.000,00        | 33.000,00        |
| C                                    | ACHIZITIILE DE BUNURI ȘI ALTE CHELTUIELI  | I         | 724.615,00                | 724.615,00          | 3.326,00           | 30.404,00                                     | 2.300,00   | 688.585,00           | 297.524,00                        | 58.803,00         | 332.258,00          | 0,00                | 0,00              | 0,00                | 0,00              | 0,00              | 0,00             | 0,00             |
|                                      |   | II        | 873.049,00                | 453.554,00          | 12.052,00          | 31.186,00                                     | 2.300,00   | 408.016,00           | 49.590,00                         | 94.043,00         | 264.383,00          | 315.115,00          | 88.130,00         | 88.130,00           | 88.130,00         | 88.130,00         | 16.250,00        | 16.250,00        |
| 51                                   | AUTORITĂȚI PUBLICE ȘI ACȚIUNI GENERALE  | I         | 197.658,00                | 197.658,00          | 0,00               | 0,00  | 0,00   | 197.658,00           | 0,00                              | 0,00              | 197.658,00          | 0,00                | 0,00              | 0,00                | 0,00              | 0,00              | 0,00             | 0,00             |
|                                      |   | II        | 205.292,00                | 146.622,00          | 0,00               | 0,00  | 0,00   | 146.622,00           | 0,00                              | 0,00              | 146.622,00          | 25.170,00           | 23.500,00         | 23.500,00           | 23.500,00         | 23.500,00         | 10.000,00        | 10.000,00        |
| A                                    | LUCRARI IN CONTINUARE   | I         | 2.500,00                  | 2.500,00            | 0,00               | 0,00  | 0,00   | 2.500,00             | 0,00                              | 0,00              | 2.500,00            | 0,00                | 0,00              | 0,00                | 0,00              | 0,00              | 0,00             | 0,00             |
|                                      |   | II        | 8.546,00                  | 8.546,00            | 0,00               | 0,00  | 0,00   | 8.546,00             | 0,00                              | 0,00              | 8.546,00            | 0,00                | 0,00              | 0,00                | 0,00              | 0,00              | 0,00             | 0,00             |
| 51A1                                 | Consolidare si reabilitare imobile existente, eliminare<br>corpuri parazitare P-ta Unirii nr. 2 | I         | 2.500,00                  | 2.500,00            | 0,00               | 0,00  | 0,00   | 2.500,00             | 0,00                              | 0,00              | 2.500,00            | 0,00                | 0,00              | 0,00                | 0,00              | 0,00              | 0,00             | 0,00             |
|                                      |   | II        | 8.546,00                  | 8.546,00            | 0,00               | 0,00  | 0,00   | 8.546,00             | 0,00                              | 0,00              | 8.546,00            | 0,00                | 0,00              | 0,00                | 0,00              | 0,00              | 0,00             | 0,00             |
| B                                    | LUCRĂRI NOI   | I         | 30.000,00                 | 30.000,00           | 0,00               | 0,00  | 0,00   | 30.000,00            | 0,00                              | 0,00              | 30.000,00           | 0,00                | 0,00              | 0,00                | 0,00              | 0,00              | 0,00             | 0,00             |
|                                      |   | II        | 30.000,00                 | 1.500,00            | 0,00               | 0,00  | 0,00   | 1.500,00             | 0,00                              | 0,00              | 1.500,00            | 15.000,00           | 13.500,00         | 13.500,00           | 13.500,00         | 13.500,00         | 0,00             | 0,00             |
| 51B1                                 | Consolidare si reabilitare imobile existente, eliminare<br>corpuri parazitare P-ta Unirii nr. 1 | I         | 30.000,00                 | 30.000,00           | 0,00               | 0,00  | 0,00   | 30.000,00            | 0,00                              | 0,00              | 30.000,00           | 0,00                | 0,00              | 0,00                | 0,00              | 0,00              | 0,00             | 0,00             |
|                                      |   | II        | 30.000,00                 | 1.500,00            | 0,00               | 0,00  | 0,00   | 1.500,00             | 0,00                              | 0,00              | 1.500,00            | 15.000,00           | 13.500,00         | 13.500,00           | 13.500,00         | 13.500,00         | 0,00             | 0,00             |
| C                                    | ACHIZITIILE DE BUNURI ȘI ALTE CHELTUIELI  | I         | 165.158,00                | 165.158,00          | 0,00               | 0,00  | 0,00   | 165.158,00           | 0,00                              | 0,00              | 165.158,00          | 0,00                | 0,00              | 0,00                | 0,00              | 0,00              | 0,00             | 0,00             |
|                                      |   | II        | 166.746,00                | 136.576,00          | 0,00               | 0,00  | 0,00   | 136.576,00           | 0,00                              | 0,00              | 136.576,00          | 10.170,00           | 10.000,00         | 10.000,00           | 10.000,00         | 10.000,00         | 10.000,00        | 10.000,00        |
| 51C1                                 | Dotări independente   | I         | 9.258,00                  | 9.258,00            | 0,00               | 0,00  | 0,00   | 9.258,00             | 0,00                              | 0,00              | 9.258,00            | 0,00                | 0,00              | 0,00                | 0,00              | 0,00              | 0,00             | 0,00             |
|                                      |   | II        | 10.655,00                 | 10.655,00           | 0,00               | 0,00  | 0,00   | 10.655,00            | 0,00                              | 0,00              | 10.655,00           | 0,00                | 0,00              | 0,00                | 0,00              | 0,00              | 0,00             | 0,00             |
| 51C2                                 | Achizitii imobile conform Legii 422/2001 ( inclusiv<br>exproprii si achizitie locuinte sociale) | I         | 155.000,00                | 155.000,00          | 0,00               | 0,00  | 0,00   | 155.000,00           | 0,00                              | 0,00              | 155.000,00          | 0,00                | 0,00              | 0,00                | 0,00              | 0,00              | 0,00             | 0,00             |
|                                      |   | II        | 155.000,00                | 125.000,00          | 0,00               | 0,00  | 0,00   | 125.000,00           | 0,00                              | 0,00              | 125.000,00          | 10.000,00           | 10.000,00         | 10.000,00           | 10.000,00         | 10.000,00         | 10.000,00        | 10.000,00        |





|      |  |    |            |            |           |        |      |      |            |          |            |            |            |          |      |      |      |      |      |      |      |
|------|--|----|------------|------------|-----------|--------|------|------|------------|----------|------------|------------|------------|----------|------|------|------|------|------|------|------|
| 51C3 | Studii - analiza de piață, SF, PT, alte studii necesare, consultanță tehnică, consultanță în domeniul achizițiilor, asistență post-achiziție în implementare, management de proiect - Platforma digitală unică de monitorizare/gestione consumuri de utilități pentru clădirile publice                            | I  | 10.00      | 10.00      | 0.00      | 0.00   | 0.00 | 0.00 | 10.00      | 0.00     | 0.00       | 0.00       | 0.00       | 0.00     | 0.00 | 0.00 | 0.00 | 0.00 | 0.00 |      |      |
|      |  | II | 10.00      | 10.00      | 0.00      | 0.00   | 0.00 | 0.00 | 10.00      | 0.00     | 0.00       | 0.00       | 0.00       | 0.00     | 0.00 | 0.00 | 0.00 | 0.00 | 0.00 | 0.00 |      |
| 51C4 | Exp., DALI, P.T. Modernizare, reabilitare, consolidare și amenajare spațiu aferent ap. 23 și terasa anexa, Str. Horea nr. 2  | I  | 320.00     | 320.00     | 0.00      | 0.00   | 0.00 | 0.00 | 320.00     | 0.00     | 0.00       | 0.00       | 0.00       | 0.00     | 0.00 | 0.00 | 0.00 | 0.00 | 0.00 | 0.00 |      |
|      |  | II | 417.00     | 247.00     | 0.00      | 0.00   | 0.00 | 0.00 | 247.00     | 0.00     | 0.00       | 0.00       | 0.00       | 0.00     | 0.00 | 0.00 | 0.00 | 0.00 | 0.00 | 0.00 | 0.00 |
| 51C5 | DALI, PT, diverse studii Consolidare și reabilitare imobile existente, eliminare corpuri parazitare P-ta Unirii nr.1- 2  | I  | 250.00     | 250.00     | 0.00      | 0.00   | 0.00 | 0.00 | 250.00     | 0.00     | 0.00       | 0.00       | 0.00       | 0.00     | 0.00 | 0.00 | 0.00 | 0.00 | 0.00 | 0.00 | 0.00 |
|      |  | II | 344.00     | 344.00     | 0.00      | 0.00   | 0.00 | 0.00 | 344.00     | 0.00     | 0.00       | 0.00       | 0.00       | 0.00     | 0.00 | 0.00 | 0.00 | 0.00 | 0.00 | 0.00 | 0.00 |
| 51C6 | Exp., SF, DALI, P. T., div.studii Conservare și punere în valoare a vestigiilor arheologice- DRUMUL ROMAN din curtea interioară P-ta Unirii nr. 2  | I  | 320.00     | 320.00     | 0.00      | 0.00   | 0.00 | 0.00 | 320.00     | 0.00     | 0.00       | 0.00       | 0.00       | 0.00     | 0.00 | 0.00 | 0.00 | 0.00 | 0.00 | 0.00 | 0.00 |
|      |  | II | 320.00     | 320.00     | 0.00      | 0.00   | 0.00 | 0.00 | 320.00     | 0.00     | 0.00       | 0.00       | 0.00       | 0.00     | 0.00 | 0.00 | 0.00 | 0.00 | 0.00 | 0.00 | 0.00 |
| 61   | ORDINE PUBLICA SI SIGURANTA NATIONALA  | I  | 16,235.00  | 16,235.00  | 0.00      | 0.00   | 0.00 | 0.00 | 16,235.00  | 0.00     | 0.00       | 0.00       | 0.00       | 0.00     | 0.00 | 0.00 | 0.00 | 0.00 | 0.00 | 0.00 | 0.00 |
|      |  | II | 35,908.00  | 23,730.00  | 0.00      | 0.00   | 0.00 | 0.00 | 23,730.00  | 0.00     | 0.00       | 0.00       | 0.00       | 0.00     | 0.00 | 0.00 | 0.00 | 0.00 | 0.00 | 0.00 | 0.00 |
| A    | LUCRARI IN CONTINUARE  | I  | 985.00     | 985.00     | 0.00      | 0.00   | 0.00 | 0.00 | 985.00     | 0.00     | 0.00       | 0.00       | 0.00       | 0.00     | 0.00 | 0.00 | 0.00 | 0.00 | 0.00 | 0.00 | 0.00 |
|      |  | II | 20,500.00  | 8,480.00   | 0.00      | 0.00   | 0.00 | 0.00 | 8,480.00   | 0.00     | 0.00       | 0.00       | 0.00       | 0.00     | 0.00 | 0.00 | 0.00 | 0.00 | 0.00 | 0.00 | 0.00 |
| 61A1 | Modernizare și extindere sistem de alarmare a populației   | I  | 985.00     | 985.00     | 0.00      | 0.00   | 0.00 | 0.00 | 985.00     | 0.00     | 0.00       | 0.00       | 0.00       | 0.00     | 0.00 | 0.00 | 0.00 | 0.00 | 0.00 | 0.00 | 0.00 |
|      |  | II | 20,500.00  | 8,480.00   | 0.00      | 0.00   | 0.00 | 0.00 | 8,480.00   | 0.00     | 0.00       | 0.00       | 0.00       | 0.00     | 0.00 | 0.00 | 0.00 | 0.00 | 0.00 | 0.00 | 0.00 |
| C    | ACHIZIȚII DE BUNURI ȘI ALTE CHELTUIELI   | I  | 15,250.00  | 15,250.00  | 0.00      | 0.00   | 0.00 | 0.00 | 15,250.00  | 0.00     | 0.00       | 0.00       | 0.00       | 0.00     | 0.00 | 0.00 | 0.00 | 0.00 | 0.00 | 0.00 | 0.00 |
|      |  | II | 15,408.00  | 15,250.00  | 0.00      | 0.00   | 0.00 | 0.00 | 15,250.00  | 0.00     | 0.00       | 0.00       | 0.00       | 0.00     | 0.00 | 0.00 | 0.00 | 0.00 | 0.00 | 0.00 | 0.00 |
| 61C1 | Dotari independente  | I  | 14,155.00  | 14,155.00  | 0.00      | 0.00   | 0.00 | 0.00 | 14,155.00  | 0.00     | 0.00       | 0.00       | 0.00       | 0.00     | 0.00 | 0.00 | 0.00 | 0.00 | 0.00 | 0.00 | 0.00 |
|      |  | II | 14,155.00  | 14,155.00  | 0.00      | 0.00   | 0.00 | 0.00 | 14,155.00  | 0.00     | 0.00       | 0.00       | 0.00       | 0.00     | 0.00 | 0.00 | 0.00 | 0.00 | 0.00 | 0.00 | 0.00 |
| 61C2 | Servicii de consultanță aferente proiectului - Consolidarea capacității de reacție în caz de dezastre pentru a diminua pierderile umane și materiale la nivelul municipiului Cluj-Napoca, precum și creșterea gradului de consientizare a populației și autorităților în legătura cu riscul producerii dezastrelor | I  | 320.00     | 320.00     | 0.00      | 0.00   | 0.00 | 0.00 | 320.00     | 0.00     | 0.00       | 0.00       | 0.00       | 0.00     | 0.00 | 0.00 | 0.00 | 0.00 | 0.00 | 0.00 | 0.00 |
|      |  | II | 478.00     | 320.00     | 0.00      | 0.00   | 0.00 | 0.00 | 320.00     | 0.00     | 0.00       | 0.00       | 0.00       | 0.00     | 0.00 | 0.00 | 0.00 | 0.00 | 0.00 | 0.00 | 0.00 |
| 61C3 | SF privind stabilirea măsurilor pentru operationalizarea adaptărilor de protecție civilă aflate în proprietatea imun. Cluj-Napoca  | I  | 775.00     | 775.00     | 0.00      | 0.00   | 0.00 | 0.00 | 775.00     | 0.00     | 0.00       | 0.00       | 0.00       | 0.00     | 0.00 | 0.00 | 0.00 | 0.00 | 0.00 | 0.00 | 0.00 |
|      |  | II | 775.00     | 775.00     | 0.00      | 0.00   | 0.00 | 0.00 | 775.00     | 0.00     | 0.00       | 0.00       | 0.00       | 0.00     | 0.00 | 0.00 | 0.00 | 0.00 | 0.00 | 0.00 | 0.00 |
| 65   | INVĂȚĂMÂNT   | I  | 653,886.00 | 653,886.00 | 37,275.00 | 463.00 | 0.00 | 0.00 | 616,148.00 | 1,650.00 | 286,102.00 | 328,396.00 | 0.00       | 0.00     | 0.00 | 0.00 | 0.00 | 0.00 | 0.00 | 0.00 | 0.00 |
|      |  | II | 774,121.00 | 391,708.00 | 55,000.00 | 463.00 | 0.00 | 0.00 | 336,245.00 | 5,560.00 | 159,309.00 | 171,376.00 | 374,281.00 | 8,132.00 | 0.00 | 0.00 | 0.00 | 0.00 | 0.00 | 0.00 | 0.00 |
| A    | LUCRĂRI ÎN CONTINUARE  | I  | 48,578.00  | 48,578.00  | 34,985.00 | 0.00   | 0.00 | 0.00 | 13,593.00  | 0.00     | 0.00       | 0.00       | 0.00       | 0.00     | 0.00 | 0.00 | 0.00 | 0.00 | 0.00 | 0.00 | 0.00 |
|      |  | II | 146,225.00 | 86,194.00  | 48,358.00 | 0.00   | 0.00 | 0.00 | 37,836.00  | 0.00     | 0.00       | 0.00       | 60,031.00  | 0.00     | 0.00 | 0.00 | 0.00 | 0.00 | 0.00 | 0.00 | 0.00 |
| A    | MUNICIPIUL CLUJ-NAPOCA   | I  | 48,578.00  | 48,578.00  | 34,985.00 | 0.00   | 0.00 | 0.00 | 13,593.00  | 0.00     | 0.00       | 0.00       | 0.00       | 0.00     | 0.00 | 0.00 | 0.00 | 0.00 | 0.00 | 0.00 | 0.00 |
|      |  | II | 146,225.00 | 86,194.00  | 48,358.00 | 0.00   | 0.00 | 0.00 | 37,836.00  | 0.00     | 0.00       | 0.00       | 60,031.00  | 0.00     | 0.00 | 0.00 | 0.00 | 0.00 | 0.00 | 0.00 | 0.00 |

|      |  |    |            |            |           |      |            |      |      |            |           |      |      |            |            |          |      |      |      |      |
|------|--|----|------------|------------|-----------|------|------------|------|------|------------|-----------|------|------|------------|------------|----------|------|------|------|------|
| 65A1 | Construire LUCEU SI SALA DE SPORT in cadrul proiectului complex - Dezvoltare infrastructura educationala si de sanatate, infrastructura sportiva si amenajare padure-parc in cartierul Borhanci, Cluj-Napoca | I  | 11,509.00  | 11,509.00  | 11,509.00 | 0.00 | 0.00       | 0.00 | 0.00 | 0.00       | 0.00      | 0.00 | 0.00 | 0.00       | 0.00       | 0.00     | 0.00 | 0.00 | 0.00 |      |
|      |  | II | 46,314.00  | 32,482.00  | 22,482.00 | 0.00 | 10,000.00  | 0.00 | 0.00 | 0.00       | 10,000.00 | 0.00 | 0.00 | 0.00       | 13,832.00  | 0.00     | 0.00 | 0.00 | 0.00 | 0.00 |
| 65A2 | Modernizare, extindere gradinita Casuta povestilor   | I  | 4,791.00   | 4,791.00   | 0.00      | 0.00 | 4,791.00   | 0.00 | 0.00 | 4,791.00   | 0.00      | 0.00 | 0.00 | 4,791.00   | 0.00       | 0.00     | 0.00 | 0.00 | 0.00 | 0.00 |
|      |  | II | 4,791.00   | 4,791.00   | 0.00      | 0.00 | 4,791.00   | 0.00 | 0.00 | 4,791.00   | 0.00      | 0.00 | 0.00 | 4,791.00   | 0.00       | 0.00     | 0.00 | 0.00 | 0.00 | 0.00 |
| 65A3 | Construire SCOALA GIMNAZIALA in cadrul proiectului complex - Dezvoltare infrastructura educationala si de sanatate, infrastructura sportiva si amenajare padure-parc in cartierul Borhanci, Cluj-Napoca      | I  | 23,476.00  | 23,476.00  | 23,476.00 | 0.00 | 0.00       | 0.00 | 0.00 | 0.00       | 0.00      | 0.00 | 0.00 | 0.00       | 0.00       | 0.00     | 0.00 | 0.00 | 0.00 | 0.00 |
|      |  | II | 69,146.00  | 38,876.00  | 25,876.00 | 0.00 | 0.00       | 0.00 | 0.00 | 0.00       | 13,000.00 | 0.00 | 0.00 | 0.00       | 30,270.00  | 0.00     | 0.00 | 0.00 | 0.00 | 0.00 |
| 65A4 | Extindere corp cladire existent Scoala gimnaziala Iuliu Hatieganu str. Grigore Alexandrescu nr. 16   | I  | 0.00       | 0.00       | 0.00      | 0.00 | 0.00       | 0.00 | 0.00 | 0.00       | 0.00      | 0.00 | 0.00 | 0.00       | 0.00       | 0.00     | 0.00 | 0.00 | 0.00 | 0.00 |
|      |  | II | 45.00      | 45.00      | 0.00      | 0.00 | 45.00      | 0.00 | 0.00 | 45.00      | 0.00      | 0.00 | 0.00 | 45.00      | 0.00       | 0.00     | 0.00 | 0.00 | 0.00 | 0.00 |
| 65A5 | Construire GRADINITA din cadrul proiectului complex - Dezvoltare infrastructura educationala si de sanatate, infrastructura sportiva si amenajare padure-parc in cartierul Borhanci, Cluj-Napoca             | I  | 8,802.00   | 8,802.00   | 0.00      | 0.00 | 8,802.00   | 0.00 | 0.00 | 8,802.00   | 0.00      | 0.00 | 0.00 | 8,802.00   | 0.00       | 0.00     | 0.00 | 0.00 | 0.00 | 0.00 |
|      |  | II | 25,929.00  | 10,000.00  | 0.00      | 0.00 | 0.00       | 0.00 | 0.00 | 10,000.00  | 0.00      | 0.00 | 0.00 | 10,000.00  | 0.00       | 0.00     | 0.00 | 0.00 | 0.00 | 0.00 |
| B    | LUCRĂRI NOI  | I  | 536,275.00 | 536,275.00 | 0.00      | 0.00 | 536,275.00 | 0.00 | 0.00 | 536,275.00 | 0.00      | 0.00 | 0.00 | 297,889.00 | 0.00       | 0.00     | 0.00 | 0.00 | 0.00 | 0.00 |
|      |  | II | 542,300.00 | 261,453.00 | 0.00      | 0.00 | 261,453.00 | 0.00 | 0.00 | 261,453.00 | 0.00      | 0.00 | 0.00 | 112,148.00 | 272,715.00 | 8,132.00 | 0.00 | 0.00 | 0.00 | 0.00 |
| B    | MUNICIPIUL CLUJ-NAPOCA   | I  | 536,275.00 | 536,275.00 | 0.00      | 0.00 | 536,275.00 | 0.00 | 0.00 | 536,275.00 | 0.00      | 0.00 | 0.00 | 297,889.00 | 0.00       | 0.00     | 0.00 | 0.00 | 0.00 | 0.00 |
|      |  | II | 542,300.00 | 261,453.00 | 0.00      | 0.00 | 261,453.00 | 0.00 | 0.00 | 261,453.00 | 0.00      | 0.00 | 0.00 | 112,148.00 | 272,715.00 | 8,132.00 | 0.00 | 0.00 | 0.00 | 0.00 |
| 65B1 | Construire CRESA in cadrul proiectului complex - Dezvoltare infrastructura educationala si de sanatate, infrastructura sportiva si amenajare padure-parc in cartierul Borhanci, Cluj-Napoca                  | I  | 30,116.00  | 30,116.00  | 0.00      | 0.00 | 30,116.00  | 0.00 | 0.00 | 30,116.00  | 0.00      | 0.00 | 0.00 | 10,221.00  | 0.00       | 0.00     | 0.00 | 0.00 | 0.00 | 0.00 |
|      |  | II | 30,116.00  | 11,000.00  | 0.00      | 0.00 | 0.00       | 0.00 | 0.00 | 11,000.00  | 0.00      | 0.00 | 0.00 | 19,895.00  | 0.00       | 0.00     | 0.00 | 0.00 | 0.00 | 0.00 |
| 65B2 | Modernizare si reconversie cladire existenta in cresa si gradinita str. Parcul Feroviarilor nr. 1A   | I  | 146.00     | 146.00     | 0.00      | 0.00 | 146.00     | 0.00 | 0.00 | 146.00     | 0.00      | 0.00 | 0.00 | 146.00     | 0.00       | 0.00     | 0.00 | 0.00 | 0.00 | 0.00 |
|      |  | II | 146.00     | 146.00     | 0.00      | 0.00 | 146.00     | 0.00 | 0.00 | 146.00     | 0.00      | 0.00 | 0.00 | 146.00     | 0.00       | 0.00     | 0.00 | 0.00 | 0.00 | 0.00 |
| 65B3 | Extindere, etajare partiala si schimbare destinatie imobile, din atelier pentru scoala in cresa si functiuni aferente, amenajari exterioare, imprejurirea incinta strada Negoiu nr. 9 B Cluj-Napoca          | I  | 16,801.00  | 16,801.00  | 0.00      | 0.00 | 16,801.00  | 0.00 | 0.00 | 16,801.00  | 0.00      | 0.00 | 0.00 | 16,801.00  | 0.00       | 0.00     | 0.00 | 0.00 | 0.00 | 0.00 |
|      |  | II | 16,801.00  | 1,669.00   | 0.00      | 0.00 | 0.00       | 0.00 | 0.00 | 1,669.00   | 0.00      | 0.00 | 0.00 | 1,669.00   | 7,000.00   | 8,132.00 | 0.00 | 0.00 | 0.00 | 0.00 |
| 65B4 | Consolidarea salii de sport din incinta Colegiului National George Cosbuc, str. Avram Iancu nr. 70-72  | I  | 15,192.00  | 15,192.00  | 0.00      | 0.00 | 15,192.00  | 0.00 | 0.00 | 15,192.00  | 0.00      | 0.00 | 0.00 | 15,192.00  | 0.00       | 0.00     | 0.00 | 0.00 | 0.00 | 0.00 |
|      |  | II | 21,295.00  | 15,192.00  | 0.00      | 0.00 | 15,192.00  | 0.00 | 0.00 | 15,192.00  | 0.00      | 0.00 | 0.00 | 15,192.00  | 6,103.00   | 0.00     | 0.00 | 0.00 | 0.00 | 0.00 |
| 65B5 | Supraetajare cladire scoala si reabilitare termica - scoala Gimnaziala Ion Creanga-Aleea Peana nr. 2-4 din Municipiul Cluj-Napoca  | I  | 49,182.00  | 49,182.00  | 0.00      | 0.00 | 49,182.00  | 0.00 | 0.00 | 49,182.00  | 0.00      | 0.00 | 0.00 | 49,182.00  | 0.00       | 0.00     | 0.00 | 0.00 | 0.00 | 0.00 |
|      |  | II | 49,182.00  | 20.00      | 0.00      | 0.00 | 20.00      | 0.00 | 0.00 | 20.00      | 0.00      | 0.00 | 0.00 | 20.00      | 49,162.00  | 0.00     | 0.00 | 0.00 | 0.00 | 0.00 |
| 65B6 | Renovare energetica Școala Gimnazială Liviu Rebreanu, Aleea Moldovenu nr. 1  | I  | 21,350.00  | 21,350.00  | 0.00      | 0.00 | 21,350.00  | 0.00 | 0.00 | 21,350.00  | 0.00      | 0.00 | 0.00 | 10,952.00  | 0.00       | 0.00     | 0.00 | 0.00 | 0.00 | 0.00 |
|      |  | II | 21,350.00  | 11,350.00  | 0.00      | 0.00 | 11,350.00  | 0.00 | 0.00 | 11,350.00  | 0.00      | 0.00 | 0.00 | 7,952.00   | 10,000.00  | 0.00     | 0.00 | 0.00 | 0.00 | 0.00 |



|       |  |    |           |           |      |      |           |           |           |           |           |          |      |
|-------|--|----|-----------|-----------|------|------|-----------|-----------|-----------|-----------|-----------|----------|------|
| 65B7  | Renovare energetica Școala Gimnazială Liviu Rebreanu, Aleea Retezat nr. 4  | I  | 19,500.00 | 19,500.00 | 0.00 | 0.00 | 0.00      | 19,500.00 | 0.00      | 10,436.00 | 9,064.00  | 0.00     | 0.00 |
|       |  | II | 19,500.00 | 9,750.00  | 0.00 | 0.00 | 0.00      | 9,750.00  | 0.00      | 5,218.00  | 4,532.00  | 9,750.00 | 0.00 |
| 65B8  | Renovare energetica Liceul de Informatică Tiberiu Popoviciu, Gradinita cu program prelungit, Zana Zorilor, structura 2 | I  | 3,970.00  | 3,970.00  | 0.00 | 0.00 | 3,970.00  | 0.00      | 2,209.00  | 1,761.00  | 0.00      | 0.00     | 0.00 |
|       |  | II | 3,970.00  | 1,986.00  | 0.00 | 0.00 | 1,986.00  | 0.00      | 1,105.00  | 881.00    | 1,984.00  | 0.00     | 0.00 |
| 65B9  | Renovare energetica Școala Gimnazială Constantin Brancusi, str. Horticultorilor nr. 1                                  | I  | 25,590.00 | 25,590.00 | 0.00 | 0.00 | 25,590.00 | 0.00      | 13,387.00 | 12,203.00 | 0.00      | 0.00     | 0.00 |
|       |  | II | 25,590.00 | 13,266.00 | 0.00 | 0.00 | 13,266.00 | 0.00      | 8,032.00  | 5,234.00  | 12,324.00 | 0.00     | 0.00 |
| 65B10 | Renovare energetica Școala Gimnazială Iuliu Hațieganu Corp C1, str. Mehedinii nr.80A                                   | I  | 11,489.00 | 11,489.00 | 0.00 | 0.00 | 11,489.00 | 0.00      | 6,106.00  | 5,383.00  | 0.00      | 0.00     | 0.00 |
|       |  | II | 11,489.00 | 6,702.00  | 0.00 | 0.00 | 6,702.00  | 0.00      | 3,562.00  | 3,140.00  | 4,787.00  | 0.00     | 0.00 |
| 65B11 | Renovare energetica Colegiul Tehnic De Comunicatii Augustin Mator-Cladirea C2,Calea Moșilor nr.78                      | I  | 5,345.00  | 5,345.00  | 0.00 | 0.00 | 5,345.00  | 0.00      | 2,335.00  | 3,010.00  | 0.00      | 0.00     | 0.00 |
|       |  | II | 5,345.00  | 4,009.00  | 0.00 | 0.00 | 4,009.00  | 0.00      | 1,751.00  | 2,258.00  | 1,336.00  | 0.00     | 0.00 |
| 65B12 | Renovare energetica Colegiul De Muzică Sigismund Toduța corp C2 si C9, strada Paris nr. 60 din municipiul Cluj-Napoca  | I  | 21,890.00 | 21,890.00 | 0.00 | 0.00 | 21,890.00 | 0.00      | 11,457.00 | 10,433.00 | 0.00      | 0.00     | 0.00 |
|       |  | II | 21,890.00 | 11,323.00 | 0.00 | 0.00 | 11,323.00 | 0.00      | 8,070.00  | 3,303.00  | 10,567.00 | 0.00     | 0.00 |
| 65B13 | Renovare energetica Liceul Onisifor Ghibu – Cladirea C2, Str. Alexandru Vlahuța nr.12-14                               | I  | 11,534.00 | 11,534.00 | 0.00 | 0.00 | 11,534.00 | 0.00      | 6,204.00  | 5,330.00  | 0.00      | 0.00     | 0.00 |
|       |  | II | 11,534.00 | 9,848.00  | 0.00 | 0.00 | 9,848.00  | 0.00      | 5,584.00  | 4,264.00  | 1,686.00  | 0.00     | 0.00 |
| 65B14 | Renovare energetica Liceul de Coregrafie si Arta Dramatică Octavian Stroia Cladirea C2                                 | I  | 8,922.00  | 8,922.00  | 0.00 | 0.00 | 8,922.00  | 0.00      | 4,746.00  | 4,176.00  | 0.00      | 0.00     | 0.00 |
|       |  | II | 8,922.00  | 6,245.00  | 0.00 | 0.00 | 6,245.00  | 0.00      | 3,322.00  | 2,923.00  | 2,677.00  | 0.00     | 0.00 |
| 65B15 | Renovare energetica Grădinița cu program prelungit Liceurci, str. Sigismund Toduța , nr.9, Cluj-Napoca                 | I  | 2,800.00  | 2,800.00  | 0.00 | 0.00 | 2,800.00  | 0.00      | 1,270.00  | 1,530.00  | 0.00      | 0.00     | 0.00 |
|       |  | II | 2,800.00  | 1,401.00  | 0.00 | 0.00 | 1,401.00  | 0.00      | 636.00    | 765.00    | 1,399.00  | 0.00     | 0.00 |
| 65B16 | Renovare energetica Grădinița Degetica, Str. Tamavelor nr.22   | I  | 2,801.00  | 2,801.00  | 0.00 | 0.00 | 2,801.00  | 0.00      | 938.00    | 1,863.00  | 0.00      | 0.00     | 0.00 |
|       |  | II | 2,801.00  | 2,102.00  | 0.00 | 0.00 | 2,102.00  | 0.00      | 704.00    | 1,398.00  | 699.00    | 0.00     | 0.00 |
| 65B17 | Renovare energetica Școala Gimnazială Ioan Bob, Cladirea , str. Episcop Ioan Bob nr.10                                 | I  | 10,914.00 | 10,914.00 | 0.00 | 0.00 | 10,914.00 | 0.00      | 4,564.00  | 6,350.00  | 0.00      | 0.00     | 0.00 |
|       |  | II | 10,914.00 | 6,186.00  | 0.00 | 0.00 | 6,186.00  | 0.00      | 3,423.00  | 2,763.00  | 4,728.00  | 0.00     | 0.00 |
| 65B18 | Renovare energetica Școala Octavian Goga, corp C1, str. aleea Peana nr.16  | I  | 17,283.00 | 17,283.00 | 0.00 | 0.00 | 17,283.00 | 0.00      | 8,954.00  | 8,329.00  | 0.00      | 0.00     | 0.00 |
|       |  | II | 17,283.00 | 12,100.00 | 0.00 | 0.00 | 12,100.00 | 0.00      | 6,269.00  | 5,831.00  | 5,183.00  | 0.00     | 0.00 |
| 65B19 | Renovare Energetică Liceul Tehnologic Alexandru Borza  | I  | 31,712.00 | 31,712.00 | 0.00 | 0.00 | 31,712.00 | 0.00      | 16,784.00 | 14,928.00 | 0.00      | 0.00     | 0.00 |
|       |  | II | 31,712.00 | 14,500.00 | 0.00 | 0.00 | 14,500.00 | 0.00      | 9,791.00  | 4,709.00  | 17,212.00 | 0.00     | 0.00 |
| 65B20 | Renovare energetica Colegiul National Pedagogic Gheorghe Lazar str. A.A. Voevod nr. 55                                 | I  | 38,011.00 | 38,011.00 | 0.00 | 0.00 | 38,011.00 | 0.00      | 19,389.00 | 18,622.00 | 0.00      | 0.00     | 0.00 |
|       |  | II | 38,011.00 | 15,341.00 | 0.00 | 0.00 | 15,341.00 | 0.00      | 12,926.00 | 2,415.00  | 22,670.00 | 0.00     | 0.00 |
| 65B21 | Renovare energetica Grădinița cu program Prelungit Micul Print   | I  | 14,150.00 | 14,150.00 | 0.00 | 0.00 | 14,150.00 | 0.00      | 7,805.00  | 6,345.00  | 0.00      | 0.00     | 0.00 |
|       |  | II | 14,150.00 | 6,370.00  | 0.00 | 0.00 | 6,370.00  | 0.00      | 3,900.00  | 2,470.00  | 7,780.00  | 0.00     | 0.00 |
| 65B22 | Renovare energetica Liceul Eugen Pora  | I  | 18,440.00 | 18,440.00 | 0.00 | 0.00 | 18,440.00 | 0.00      | 9,579.00  | 8,861.00  | 0.00      | 0.00     | 0.00 |
|       |  | II | 18,440.00 | 8,861.00  | 0.00 | 0.00 | 8,861.00  | 0.00      | 4,790.00  | 4,071.00  | 9,579.00  | 0.00     | 0.00 |



|       |  |    |           |           |          |        |           |           |           |           |          |      |
|-------|--|----|-----------|-----------|----------|--------|-----------|-----------|-----------|-----------|----------|------|
| 65B23 | Renovare energetica Gradinita Lizuca, Cresa Praslea Cel<br>Voinic  | I  | 11,440.00 | 11,440.00 | 0.00     | 0.00   | 0.00      | 11,440.00 | 6,287.00  | 5,153.00  | 0.00     | 0.00 |
|       |  | II | 11,440.00 | 5,720.00  | 0.00     | 0.00   | 0.00      | 5,720.00  | 3,100.00  | 2,620.00  | 5,720.00 | 0.00 |
| 65B24 | Renovare energetica Cresa Martinel, Gradinita Poienita   | I  | 9,487.00  | 9,487.00  | 0.00     | 0.00   | 9,487.00  | 4,975.00  | 4,512.00  | 0.00      | 0.00     | 0.00 |
|       |  | II | 9,487.00  | 5,729.00  | 0.00     | 0.00   | 5,729.00  | 2,985.00  | 2,744.00  | 3,758.00  | 0.00     | 0.00 |
| 65B25 | Renovare energetica Gradinita cu Program Prelungit<br>Dumbrava Miumata, Str. Grigore Alexandrescu nr.47A     | I  | 13,340.00 | 13,340.00 | 0.00     | 0.00   | 13,340.00 | 6,952.00  | 6,388.00  | 0.00      | 0.00     | 0.00 |
|       |  | II | 13,340.00 | 8,005.00  | 0.00     | 0.00   | 8,005.00  | 5,214.00  | 2,791.00  | 5,335.00  | 0.00     | 0.00 |
| 65B26 | Renovare energetica Scoala Gimnaziala " Iuliu<br>Hateganu" str. Grigore Alexandrescu, nr.16                  | I  | 3,556.00  | 3,556.00  | 0.00     | 0.00   | 3,556.00  | 1,472.00  | 2,084.00  | 0.00      | 0.00     | 0.00 |
|       |  | II | 3,556.00  | 2,089.00  | 0.00     | 0.00   | 2,089.00  | 859.00    | 1,230.00  | 1,467.00  | 0.00     | 0.00 |
| 65B27 | Renovare energetica Colegiul Tehnic Anghel Saligny<br>Corp C3  | I  | 5,065.00  | 5,065.00  | 0.00     | 0.00   | 5,065.00  | 2,713.00  | 2,352.00  | 0.00      | 0.00     | 0.00 |
|       |  | II | 5,065.00  | 2,956.00  | 0.00     | 0.00   | 2,956.00  | 1,583.00  | 1,373.00  | 2,109.00  | 0.00     | 0.00 |
| 65B28 | Renovare energetica Școala Gimnazială Iuliu Hateganu,<br>str. Campului nr.II/2                               | I  | 4,502.00  | 4,502.00  | 0.00     | 0.00   | 4,502.00  | 1,922.00  | 2,580.00  | 0.00      | 0.00     | 0.00 |
|       |  | II | 4,502.00  | 2,626.00  | 0.00     | 0.00   | 2,626.00  | 1,121.00  | 1,505.00  | 1,876.00  | 0.00     | 0.00 |
| 65B29 | Renovare energetica Liceul Onisifor Ghibu -Clădire C1  | I  | 20,135.00 | 20,135.00 | 0.00     | 0.00   | 20,135.00 | 10,616.00 | 9,519.00  | 0.00      | 0.00     | 0.00 |
|       |  | II | 20,135.00 | 11,509.00 | 0.00     | 0.00   | 11,509.00 | 6,370.00  | 5,139.00  | 8,626.00  | 0.00     | 0.00 |
| 65B30 | Renovare energetica Colegiul Pedagogic Gheorghe Lazar<br>(fosta Gradinita Dumbravoara, Cresa Scuffita Roșie) | I  | 12,854.00 | 12,854.00 | 0.00     | 0.00   | 12,854.00 | 6,686.00  | 6,168.00  | 0.00      | 0.00     | 0.00 |
|       |  | II | 12,854.00 | 8,998.00  | 0.00     | 0.00   | 8,998.00  | 4,680.00  | 4,318.00  | 3,856.00  | 0.00     | 0.00 |
| 65B31 | Renovare energetica Gradinita Academia Piticilor Aalea<br>Tazlau nr. I1                                      | I  | 10,133.00 | 10,133.00 | 0.00     | 0.00   | 10,133.00 | 5,312.00  | 4,821.00  | 0.00      | 0.00     | 0.00 |
|       |  | II | 10,133.00 | 7,093.00  | 0.00     | 0.00   | 7,093.00  | 3,718.00  | 3,375.00  | 3,040.00  | 0.00     | 0.00 |
| 65B32 | Renovare energetica Gradinita Cu Program Prelungit<br>Mica Sirena, Cresa Clopotica, str. Petuniei nr. I1     | I  | 11,056.00 | 11,056.00 | 0.00     | 0.00   | 11,056.00 | 5,862.00  | 5,194.00  | 0.00      | 0.00     | 0.00 |
|       |  | II | 11,056.00 | 6,746.00  | 0.00     | 0.00   | 6,746.00  | 3,518.00  | 3,228.00  | 4,310.00  | 0.00     | 0.00 |
| 65B33 | Renovare energetica Cresa Veronica   | I  | 8,295.00  | 8,295.00  | 0.00     | 0.00   | 8,295.00  | 2,992.00  | 5,303.00  | 0.00      | 0.00     | 0.00 |
|       |  | II | 8,295.00  | 4,880.00  | 0.00     | 0.00   | 4,880.00  | 2,380.00  | 2,500.00  | 3,415.00  | 0.00     | 0.00 |
| 65B34 | Renovare energetica Școala Gimnaziala Iuliu Hateganu<br>Corp C1, Str. Campului Nr.II/2                       | I  | 14,931.00 | 14,931.00 | 0.00     | 0.00   | 14,931.00 | 8,291.00  | 6,640.00  | 0.00      | 0.00     | 0.00 |
|       |  | II | 14,931.00 | 8,949.00  | 0.00     | 0.00   | 8,949.00  | 4,836.00  | 4,113.00  | 5,982.00  | 0.00     | 0.00 |
| 65B35 | Renovare energetica Colegiul National Pedagogic<br>Gheorghe Lazar Corp C1 Camin                              | I  | 14,211.00 | 14,211.00 | 0.00     | 0.00   | 14,211.00 | 7,263.00  | 6,948.00  | 0.00      | 0.00     | 0.00 |
|       |  | II | 14,211.00 | 6,474.00  | 0.00     | 0.00   | 6,474.00  | 4,842.00  | 1,632.00  | 7,737.00  | 0.00     | 0.00 |
| 65B36 | Renovare energetica Colegiul Tehnic Anghel Saligny<br>Corp C2 B-dul 21 Decembrie 1989, nr.128-130            | I  | 16,253.00 | 16,253.00 | 0.00     | 0.00   | 16,253.00 | 8,466.00  | 7,787.00  | 0.00      | 0.00     | 0.00 |
|       |  | II | 16,175.00 | 7,403.00  | 0.00     | 0.00   | 7,403.00  | 4,939.00  | 2,464.00  | 8,772.00  | 0.00     | 0.00 |
| 65B37 | Renovare energetica Liceul Teoretic Onisifor Ghibu Corp<br>C3 Sala De Sport                                  | I  | 3,879.00  | 3,879.00  | 0.00     | 0.00   | 3,879.00  | 1,567.00  | 2,312.00  | 0.00      | 0.00     | 0.00 |
|       |  | II | 3,879.00  | 2,909.00  | 0.00     | 0.00   | 2,909.00  | 1,175.00  | 1,734.00  | 970.00    | 0.00     | 0.00 |
| C     | ACHIZITIILE DE BUNURI ȘI ALTE CHELTUIELI   | I  | 69,033.00 | 69,033.00 | 2,290.00 | 463.00 | 66,280.00 | 1,650.00  | 47,716.00 | 0.00      | 0.00     | 0.00 |
|       |  | II | 85,596.00 | 44,061.00 | 6,642.00 | 463.00 | 36,956.00 | 5,560.00  | 21,392.00 | 41,535.00 | 0.00     | 0.00 |



| C     | MUNICIPIUL CLUJ-NAPOCA  | I  | 68,700.00 | 68,700.00 | 2,290.00 | 463.00 | 0.00 | 65,947.00 | 1,650.00 | 47,716.00 | 16,581.00 | 0.00      | 0.00 |
|-------|---|----|-----------|-----------|----------|--------|------|-----------|----------|-----------|-----------|-----------|------|
|       |   | II | 85,263.00 | 43,728.00 | 6,642.00 | 463.00 | 0.00 | 36,623.00 | 5,560.00 | 10,004.00 | 21,059.00 | 41,535.00 | 0.00 |
| 65C1  | UNITATI DE INVATAMANT<br>DOTARI INDEPENDENTE  | I  | 48,855.00 | 48,855.00 | 0.00     | 463.00 | 0.00 | 48,392.00 | 0.00     | 45,026.00 | 3,366.00  | 0.00      | 0.00 |
|       |   | II | 48,855.00 | 11,143.00 | 0.00     | 463.00 | 0.00 | 10,680.00 | 0.00     | 7,314.00  | 3,366.00  | 37,712.00 | 0.00 |
| 65C2  | DAL/Ș.F., P.T. Div studii, etc. Extindere corp de cladire<br>existent Școala gimnaziala Iuliu Hațieganu str. Grigore<br>Alexandrescu nr. 16   | I  | 45.00     | 45.00     | 0.00     | 0.00   | 0.00 | 45.00     | 0.00     | 0.00      | 45.00     | 0.00      | 0.00 |
|       |   | II | 76.00     | 76.00     | 0.00     | 0.00   | 0.00 | 76.00     | 0.00     | 0.00      | 76.00     | 0.00      | 0.00 |
| 65C3  | DTAC, P.T. Div studii, etc. Extindere și etajare cladire<br>exist gradinita cu program prel. Parfum de tei -str. Decebal<br>nr. 41  | I  | 330.00    | 330.00    | 0.00     | 0.00   | 0.00 | 330.00    | 0.00     | 0.00      | 330.00    | 0.00      | 0.00 |
|       |   | II | 416.00    | 416.00    | 0.00     | 0.00   | 0.00 | 416.00    | 0.00     | 0.00      | 416.00    | 0.00      | 0.00 |
| 65C4  | S.F/D.A.L.I., P.T. Exp. tehn. div studii, PUZ, PUD<br>Modernizare, extindere, reabilitare diverse unitati de<br>invatamant  | I  | 55.00     | 55.00     | 0.00     | 0.00   | 0.00 | 55.00     | 0.00     | 0.00      | 55.00     | 0.00      | 0.00 |
|       |   | II | 252.00    | 252.00    | 0.00     | 0.00   | 0.00 | 252.00    | 0.00     | 0.00      | 252.00    | 0.00      | 0.00 |
| 65C5  | P.T., DTAC, DDE Lucrari de modificare interioara in<br>vederea amenajarii unui spatiu de invatamant (gradinita)<br>str. Garii nr. 4   | I  | 300.00    | 300.00    | 0.00     | 0.00   | 0.00 | 300.00    | 0.00     | 0.00      | 300.00    | 0.00      | 0.00 |
|       |   | II | 440.00    | 440.00    | 0.00     | 0.00   | 0.00 | 440.00    | 0.00     | 0.00      | 440.00    | 0.00      | 0.00 |
| 65C6  | S.F/D.A.L.I., D.T.A.C., PT. expertize, audit, div. Studii -<br>Renovare energetică Școala Gimnazială Liviu Rebreanu,<br>Aleea Moldoveanu nr. 1  | I  | 10.00     | 10.00     | 0.00     | 0.00   | 0.00 | 10.00     | 0.00     | 0.00      | 10.00     | 0.00      | 0.00 |
|       |   | II | 330.00    | 294.00    | 0.00     | 0.00   | 0.00 | 294.00    | 0.00     | 0.00      | 294.00    | 36.00     | 0.00 |
| 65C7  | S.F/D.A.L.I., D.T.A.C., PT. expertize, audit, div. Studii -<br>Renovare energetică Școala Gimnazială Liviu Rebreanu,<br>Aleea Ketezat, nr. 4  | I  | 3.00      | 3.00      | 0.00     | 0.00   | 0.00 | 3.00      | 0.00     | 0.00      | 3.00      | 0.00      | 0.00 |
|       |   | II | 58.00     | 55.00     | 0.00     | 0.00   | 0.00 | 55.00     | 0.00     | 0.00      | 55.00     | 3.00      | 0.00 |
| 65C8  | S.F/D.A.L.I., D.T.A.C., PT. expertize, audit, div. Studii -<br>Renovare energetică Liceul de Informatică "Tiberiu<br>Popoviciu, Grădinița cu program prelungit, "Zana<br>Zorilor" Structura 2 | I  | 3.00      | 3.00      | 0.00     | 0.00   | 0.00 | 3.00      | 0.00     | 0.00      | 3.00      | 0.00      | 0.00 |
|       |   | II | 102.00    | 95.00     | 0.00     | 0.00   | 0.00 | 95.00     | 0.00     | 0.00      | 95.00     | 7.00      | 0.00 |
| 65C9  | S.F/D.A.L.I., D.T.A.C., PT. expertize, audit, div. Studii -<br>Renovare energetică Școala Gimnazială Constantin<br>Brâncuși, str. Horticultorilor nr. 1                                       | I  | 111.00    | 111.00    | 0.00     | 0.00   | 0.00 | 111.00    | 0.00     | 0.00      | 111.00    | 0.00      | 0.00 |
|       |   | II | 156.00    | 121.00    | 0.00     | 0.00   | 0.00 | 121.00    | 0.00     | 0.00      | 121.00    | 35.00     | 0.00 |
| 65C10 | S.F/D.A.L.I., D.T.A.C., PT. expertize, audit, div. Studii -<br>Renovare energetică Școala Gimnazială Iuliu Hațieganu,<br>Corp.CI, str. Mehedinți nr. 80A                                      | I  | 568.00    | 568.00    | 0.00     | 0.00   | 0.00 | 568.00    | 0.00     | 0.00      | 568.00    | 0.00      | 0.00 |
|       |   | II | 568.00    | 556.00    | 0.00     | 0.00   | 0.00 | 556.00    | 0.00     | 0.00      | 556.00    | 12.00     | 0.00 |
| 65C11 | S.F/D.A.L.I., D.T.A.C., PT. expertize, audit, div. Studii -<br>Renovare energetică Colegiul de muzica "Sigismund<br>Toduta" corp C2 și C9, strada Paris nr. 60 din municipiul<br>Cluj-Napoca  | I  | 112.00    | 112.00    | 0.00     | 0.00   | 0.00 | 112.00    | 0.00     | 0.00      | 112.00    | 0.00      | 0.00 |
|       |   | II | 438.00    | 422.00    | 0.00     | 0.00   | 0.00 | 422.00    | 0.00     | 0.00      | 422.00    | 16.00     | 0.00 |
| 65C12 | S.F/D.A.L.I., D.T.A.C., PT. expertize, audit, div. Studii -<br>Renovare energetică Liceul Onisfor Ghibu-Clădirea C2<br>str. Al. Vlașcu 12-14  | I  | 22.00     | 22.00     | 0.00     | 0.00   | 0.00 | 22.00     | 0.00     | 0.00      | 22.00     | 0.00      | 0.00 |
|       |   | II | 71.00     | 61.00     | 0.00     | 0.00   | 0.00 | 61.00     | 0.00     | 0.00      | 61.00     | 10.00     | 0.00 |
| 65C13 | S.F/D.A.L.I., D.T.A.C., PT. expertize, audit, div. Studii -<br>Renovare energetică Liceul de Coregrafie și artă<br>dramatică "Octavian Stroia", Clădirea C2                                   | I  | 100.00    | 100.00    | 0.00     | 0.00   | 0.00 | 100.00    | 0.00     | 0.00      | 100.00    | 0.00      | 0.00 |
|       |   | II | 292.00    | 255.00    | 0.00     | 0.00   | 0.00 | 255.00    | 0.00     | 0.00      | 255.00    | 37.00     | 0.00 |

|       |   |    |          |          |      |      |      |          |       |      |      |      |      |      |      |      |      |      |      |      |
|-------|---|----|----------|----------|------|------|------|----------|-------|------|------|------|------|------|------|------|------|------|------|------|
| 65C14 | S.F/D.A.L.I., D.T.A.C., PT, expertize, audit, div. Studii-Colegiu de muzica Sigismund Toduina-C4 spatiu scoala corp D, stada Paris nr. 60                           | I  | 0.00     | 0.00     | 0.00 | 0.00 | 0.00 | 0.00     | 0.00  | 0.00 | 0.00 | 0.00 | 0.00 | 0.00 | 0.00 | 0.00 | 0.00 | 0.00 | 0.00 |      |
|       |   | II | 30.00    | 30.00    | 0.00 | 0.00 | 0.00 | 0.00     | 30.00 | 0.00 | 0.00 | 0.00 | 0.00 | 0.00 | 0.00 | 0.00 | 0.00 | 0.00 | 0.00 | 0.00 |
| 65C15 | S.F/D.A.L.I., D.T.A.C., PT, expertize, audit, Studii reabilitare Colegiul Tehnic de Comunicatii Augustin Maior - Cladirea C2,Calea Motilor nr.78                    | I  | 53.00    | 53.00    | 0.00 | 0.00 | 0.00 | 53.00    | 0.00  | 0.00 | 0.00 | 0.00 | 0.00 | 0.00 | 0.00 | 0.00 | 0.00 | 0.00 | 0.00 | 0.00 |
|       |   | II | 317.00   | 264.00   | 0.00 | 0.00 | 0.00 | 264.00   | 0.00  | 0.00 | 0.00 | 0.00 | 0.00 | 0.00 | 0.00 | 0.00 | 0.00 | 0.00 | 0.00 | 0.00 |
| 65C16 | S.F/D.A.L.I., D.T.A.C., PT, expertize, audit, div. Studii-Renovare energetică Grădinița cu proam peltunit Licurici, str. Sigismund Toduina, nr. 9, Cluj-Napoca      | I  | 62.00    | 62.00    | 0.00 | 0.00 | 0.00 | 62.00    | 0.00  | 0.00 | 0.00 | 0.00 | 0.00 | 0.00 | 0.00 | 0.00 | 0.00 | 0.00 | 0.00 | 0.00 |
|       |   | II | 68.00    | 49.00    | 0.00 | 0.00 | 0.00 | 49.00    | 0.00  | 0.00 | 0.00 | 0.00 | 0.00 | 0.00 | 0.00 | 0.00 | 0.00 | 0.00 | 0.00 | 0.00 |
| 65C17 | S.F/D.A.L.I., D.T.A.C., PT, expertize, audit, div. Studii-Renovare energetică Grădinița Degeșica, str. Târnavelor nr. 22  | I  | 12.00    | 12.00    | 0.00 | 0.00 | 0.00 | 12.00    | 0.00  | 0.00 | 0.00 | 0.00 | 0.00 | 0.00 | 0.00 | 0.00 | 0.00 | 0.00 | 0.00 | 0.00 |
|       |   | II | 41.00    | 31.00    | 0.00 | 0.00 | 0.00 | 31.00    | 0.00  | 0.00 | 0.00 | 0.00 | 0.00 | 0.00 | 0.00 | 0.00 | 0.00 | 0.00 | 0.00 | 0.00 |
| 65C18 | S.F/D.A.L.I., D.T.A.C., PT, expertize, audit, div. Studii-Renovare energetică Școala Gimnazială Ioan Bob, str. Episcop Ioan Bob nr.10                               | I  | 77.00    | 77.00    | 0.00 | 0.00 | 0.00 | 77.00    | 0.00  | 0.00 | 0.00 | 0.00 | 0.00 | 0.00 | 0.00 | 0.00 | 0.00 | 0.00 | 0.00 | 0.00 |
|       |   | II | 109.00   | 86.00    | 0.00 | 0.00 | 0.00 | 86.00    | 0.00  | 0.00 | 0.00 | 0.00 | 0.00 | 0.00 | 0.00 | 0.00 | 0.00 | 0.00 | 0.00 | 0.00 |
| 65C19 | S.F/D.A.L.I., D.T.A.C., PT, expertize, audit, div. Studii - Renovare energetică Școala Octavian Goga, corp C1, str. Aleea Peana nr.16                               | I  | 73.00    | 73.00    | 0.00 | 0.00 | 0.00 | 73.00    | 0.00  | 0.00 | 0.00 | 0.00 | 0.00 | 0.00 | 0.00 | 0.00 | 0.00 | 0.00 | 0.00 | 0.00 |
|       |   | II | 247.00   | 233.00   | 0.00 | 0.00 | 0.00 | 233.00   | 0.00  | 0.00 | 0.00 | 0.00 | 0.00 | 0.00 | 0.00 | 0.00 | 0.00 | 0.00 | 0.00 | 0.00 |
| 65C20 | S.F/D.A.L.I., D.T.A.C., PT, expertize, audit, div. Studii - Renovare energetică Liceul Tehnologic Alexandru Borza   | I  | 131.00   | 131.00   | 0.00 | 0.00 | 0.00 | 131.00   | 0.00  | 0.00 | 0.00 | 0.00 | 0.00 | 0.00 | 0.00 | 0.00 | 0.00 | 0.00 | 0.00 | 0.00 |
|       |   | II | 473.00   | 433.00   | 0.00 | 0.00 | 0.00 | 433.00   | 0.00  | 0.00 | 0.00 | 0.00 | 0.00 | 0.00 | 0.00 | 0.00 | 0.00 | 0.00 | 0.00 | 0.00 |
| 65C21 | S.F/D.A.L.I., D.T.A.C., PT, expertize, audit, div. Studii - Renovare energetică Colegiul Național Pedagogic, Gheorghe Lazăr, str. A.A Voevod 55                     | I  | 257.00   | 257.00   | 0.00 | 0.00 | 0.00 | 257.00   | 0.00  | 0.00 | 0.00 | 0.00 | 0.00 | 0.00 | 0.00 | 0.00 | 0.00 | 0.00 | 0.00 | 0.00 |
|       |   | II | 532.00   | 405.00   | 0.00 | 0.00 | 0.00 | 405.00   | 0.00  | 0.00 | 0.00 | 0.00 | 0.00 | 0.00 | 0.00 | 0.00 | 0.00 | 0.00 | 0.00 | 0.00 |
| 65C22 | S.F/D.A.L.I., D.T.A.C., PT, expertize, audit, div. Studii - Renovare energetică Grădinița cu program prelungit Miteul Print   | I  | 37.00    | 37.00    | 0.00 | 0.00 | 0.00 | 37.00    | 0.00  | 0.00 | 0.00 | 0.00 | 0.00 | 0.00 | 0.00 | 0.00 | 0.00 | 0.00 | 0.00 | 0.00 |
|       |   | II | 48.00    | 24.00    | 0.00 | 0.00 | 0.00 | 24.00    | 0.00  | 0.00 | 0.00 | 0.00 | 0.00 | 0.00 | 0.00 | 0.00 | 0.00 | 0.00 | 0.00 | 0.00 |
| 65C23 | S.F/D.A.L.I., D.T.A.C., PT, expertize, audit, div. Studii-Renovare energetică Liceul Eugen Pora   | I  | 118.00   | 118.00   | 0.00 | 0.00 | 0.00 | 118.00   | 0.00  | 0.00 | 0.00 | 0.00 | 0.00 | 0.00 | 0.00 | 0.00 | 0.00 | 0.00 | 0.00 | 0.00 |
|       |   | II | 156.00   | 138.00   | 0.00 | 0.00 | 0.00 | 138.00   | 0.00  | 0.00 | 0.00 | 0.00 | 0.00 | 0.00 | 0.00 | 0.00 | 0.00 | 0.00 | 0.00 | 0.00 |
| 65C24 | S.F/D.A.L.I., D.T.A.C., PT, expertize, audit, div. Studii - Renovare energetică Grădinița Lizusa, creșa Prăștea cel Vomic   | I  | 12.00    | 12.00    | 0.00 | 0.00 | 0.00 | 12.00    | 0.00  | 0.00 | 0.00 | 0.00 | 0.00 | 0.00 | 0.00 | 0.00 | 0.00 | 0.00 | 0.00 | 0.00 |
|       |   | II | 48.00    | 24.00    | 0.00 | 0.00 | 0.00 | 24.00    | 0.00  | 0.00 | 0.00 | 0.00 | 0.00 | 0.00 | 0.00 | 0.00 | 0.00 | 0.00 | 0.00 | 0.00 |
| 65C25 | S.F/D.A.L.I., D.T.A.C., PT, expertize, audit, div. Studii - Renovare energetică Creșa Martinel, Grădinița Poienița  | I  | 22.00    | 22.00    | 0.00 | 0.00 | 0.00 | 22.00    | 0.00  | 0.00 | 0.00 | 0.00 | 0.00 | 0.00 | 0.00 | 0.00 | 0.00 | 0.00 | 0.00 | 0.00 |
|       |   | II | 246.00   | 241.00   | 0.00 | 0.00 | 0.00 | 241.00   | 0.00  | 0.00 | 0.00 | 0.00 | 0.00 | 0.00 | 0.00 | 0.00 | 0.00 | 0.00 | 0.00 | 0.00 |
| 65C26 | S.F/D.A.L.I., D.T.A.C., PT, expertize, audit, div. Studii - Renovare energetică Grădinița cu program prelungit Dumbrava Minunata, str. Grigore Alexandrescu nr. 47A | I  | 10.00    | 10.00    | 0.00 | 0.00 | 0.00 | 10.00    | 0.00  | 0.00 | 0.00 | 0.00 | 0.00 | 0.00 | 0.00 | 0.00 | 0.00 | 0.00 | 0.00 | 0.00 |
|       |   | II | 55.00    | 40.00    | 0.00 | 0.00 | 0.00 | 40.00    | 0.00  | 0.00 | 0.00 | 0.00 | 0.00 | 0.00 | 0.00 | 0.00 | 0.00 | 0.00 | 0.00 | 0.00 |
| 65C27 | P.T., DDE Supraetajare cladire scoala si reabilitare termica - scoala Gimnaziala Ion Creanga-Aleea Peana nr. 2-4 din Municipiul Cluj-Napoca                         | I  | 1,611.00 | 1,611.00 | 0.00 | 0.00 | 0.00 | 1,611.00 | 0.00  | 0.00 | 0.00 | 0.00 | 0.00 | 0.00 | 0.00 | 0.00 | 0.00 | 0.00 | 0.00 | 0.00 |
|       |   | II | 1,611.00 | 200.00   | 0.00 | 0.00 | 0.00 | 200.00   | 0.00  | 0.00 | 0.00 | 0.00 | 0.00 | 0.00 | 0.00 | 0.00 | 0.00 | 0.00 | 0.00 | 0.00 |



|       |   |    |          |          |      |      |      |      |          |          |      |          |        |      |      |
|-------|---|----|----------|----------|------|------|------|------|----------|----------|------|----------|--------|------|------|
| 65C28 | Concurs solutii, Docum urbanism S.F. P.T. Modernizare Liceul teoretic Nicolae Balcescu si strazi adiacente  | I  | 100.00   | 100.00   | 0.00 | 0.00 | 0.00 | 0.00 | 100.00   | 0.00     | 0.00 | 0.00     | 0.00   | 0.00 | 0.00 |
|       |   | II | 2,910.00 | 2,910.00 | 0.00 | 0.00 | 0.00 | 0.00 | 2,910.00 | 0.00     | 0.00 | 0.00     | 0.00   | 0.00 | 0.00 |
| 65C29 | S.F., PUZ, PT, DTAC, div. studii, Dezvoltare infrastructura educationala specifica invatamantului primar si gimnazial in Cartierul Buna Ziua                            | I  | 350.00   | 350.00   | 0.00 | 0.00 | 0.00 | 0.00 | 350.00   | 0.00     | 0.00 | 350.00   | 0.00   | 0.00 | 0.00 |
|       |   | II | 942.00   | 592.00   | 0.00 | 0.00 | 0.00 | 0.00 | 592.00   | 0.00     | 0.00 | 592.00   | 350.00 | 0.00 | 0.00 |
| 65C30 | Servicii de consultanta pentru elaborare documentatii in vederea achizitionarii de echipamente digitale si didactice pentru unitati de invatamant ( PNR)                | I  | 0.00     | 0.00     | 0.00 | 0.00 | 0.00 | 0.00 | 0.00     | 0.00     | 0.00 | 0.00     | 0.00   | 0.00 | 0.00 |
|       |   | II | 154.00   | 154.00   | 0.00 | 0.00 | 0.00 | 0.00 | 154.00   | 0.00     | 0.00 | 154.00   | 0.00   | 0.00 | 0.00 |
| 65C31 | S.F., DTAC, PT, Diverse studii Construire cresa Cartierul Dambul Rotund   | I  | 330.00   | 330.00   | 0.00 | 0.00 | 0.00 | 0.00 | 330.00   | 0.00     | 0.00 | 330.00   | 0.00   | 0.00 | 0.00 |
|       |   | II | 652.00   | 652.00   | 0.00 | 0.00 | 0.00 | 0.00 | 652.00   | 0.00     | 0.00 | 652.00   | 0.00   | 0.00 | 0.00 |
| 65C32 | DALI, P.T., Div studii, Exp. Modernizare si reconversie cladire existenta in cresa si gradinita str. Parcul Feroviarilor nr. 1A   | I  | 125.00   | 125.00   | 0.00 | 0.00 | 0.00 | 0.00 | 125.00   | 0.00     | 0.00 | 125.00   | 0.00   | 0.00 | 0.00 |
|       |   | II | 125.00   | 125.00   | 0.00 | 0.00 | 0.00 | 0.00 | 125.00   | 0.00     | 0.00 | 125.00   | 0.00   | 0.00 | 0.00 |
| 65C33 | S.F., P.T. Modernizare Gradinita Casuta povestilor  | I  | 215.00   | 215.00   | 0.00 | 0.00 | 0.00 | 0.00 | 215.00   | 0.00     | 0.00 | 215.00   | 0.00   | 0.00 | 0.00 |
|       |   | II | 215.00   | 215.00   | 0.00 | 0.00 | 0.00 | 0.00 | 215.00   | 0.00     | 0.00 | 215.00   | 0.00   | 0.00 | 0.00 |
| 65C34 | Exp. Rid topo, DALI, P.T., DDE Amenajarea podului existent si recompartimentari interioare refacere Acoperis Colegiul National "George Baritiu" strada Emil Isac nr. 10 | I  | 20.00    | 20.00    | 0.00 | 0.00 | 0.00 | 0.00 | 20.00    | 0.00     | 0.00 | 20.00    | 0.00   | 0.00 | 0.00 |
|       |   | II | 156.00   | 156.00   | 0.00 | 0.00 | 0.00 | 0.00 | 156.00   | 0.00     | 0.00 | 156.00   | 0.00   | 0.00 | 0.00 |
| 65C35 | Exp. Rid topo, DALI, P.T., DDE Modernizare si supraajutare corp C10 cantina- Liceul de muzica - Sigismund Toduta  | I  | 550.00   | 550.00   | 0.00 | 0.00 | 0.00 | 0.00 | 550.00   | 0.00     | 0.00 | 550.00   | 0.00   | 0.00 | 0.00 |
|       |   | II | 550.00   | 550.00   | 0.00 | 0.00 | 0.00 | 0.00 | 550.00   | 0.00     | 0.00 | 550.00   | 0.00   | 0.00 | 0.00 |
| 65C36 | Concurs solutii, Docum urbanism S.F. P.T. Modernizare Liceul teoretic Lucian Blaga si strazi adiacente  | I  | 3,217.00 | 3,217.00 | 0.00 | 0.00 | 0.00 | 0.00 | 3,217.00 | 0.00     | 0.00 | 3,217.00 | 0.00   | 0.00 | 0.00 |
|       |   | II | 4,317.00 | 4,317.00 | 0.00 | 0.00 | 0.00 | 0.00 | 4,317.00 | 1,100.00 | 0.00 | 3,217.00 | 0.00   | 0.00 | 0.00 |
| 65C37 | DALI, P.T. DDE Consolidarea salii de sport din incinta Colegiului National George Cosbuc, str. Avram Iancu nr. 70-72  | I  | 20.00    | 20.00    | 0.00 | 0.00 | 0.00 | 0.00 | 20.00    | 0.00     | 0.00 | 20.00    | 0.00   | 0.00 | 0.00 |
|       |   | II | 103.00   | 103.00   | 0.00 | 0.00 | 0.00 | 0.00 | 103.00   | 0.00     | 0.00 | 103.00   | 0.00   | 0.00 | 0.00 |
| 65C38 | S.F. Exp. Docum urbanism, PT, DDE - Modernizare si extindere Scoala gimnaziala Traian Darjan  | I  | 300.00   | 300.00   | 0.00 | 0.00 | 0.00 | 0.00 | 300.00   | 300.00   | 0.00 | 0.00     | 0.00   | 0.00 | 0.00 |
|       |   | II | 300.00   | 300.00   | 0.00 | 0.00 | 0.00 | 0.00 | 300.00   | 300.00   | 0.00 | 0.00     | 0.00   | 0.00 | 0.00 |
| 65C39 | Expertiza, DALI Colegiul National Emil Racovita   | I  | 0.00     | 0.00     | 0.00 | 0.00 | 0.00 | 0.00 | 0.00     | 0.00     | 0.00 | 0.00     | 0.00   | 0.00 | 0.00 |
|       |   | II | 45.00    | 45.00    | 0.00 | 0.00 | 0.00 | 0.00 | 45.00    | 0.00     | 0.00 | 45.00    | 0.00   | 0.00 | 0.00 |
| 65C40 | Docum. urbanism S.F. P.T. Modernizare Gradinitei Albinuta si strazi adiacente   | I  | 600.00   | 600.00   | 0.00 | 0.00 | 0.00 | 0.00 | 600.00   | 600.00   | 0.00 | 0.00     | 0.00   | 0.00 | 0.00 |
|       |   | II | 600.00   | 600.00   | 0.00 | 0.00 | 0.00 | 0.00 | 600.00   | 600.00   | 0.00 | 0.00     | 0.00   | 0.00 | 0.00 |
| 65C41 | S.F., div studii, P.T. Modernizare si extindere gradinita cu p.p. Irenuletei Vesseli  | I  | 650.00   | 650.00   | 0.00 | 0.00 | 0.00 | 0.00 | 650.00   | 650.00   | 0.00 | 0.00     | 0.00   | 0.00 | 0.00 |
|       |   | II | 650.00   | 650.00   | 0.00 | 0.00 | 0.00 | 0.00 | 650.00   | 650.00   | 0.00 | 0.00     | 0.00   | 0.00 | 0.00 |

|       |  |    |          |          |          |      |      |          |      |          |      |          |        |
|-------|--|----|----------|----------|----------|------|------|----------|------|----------|------|----------|--------|
| 65C42 | Proiectare, DATC, PT, DDE, diverse studii GRADINITA din cadrul proiectului complex - Dezvoltare infrastructura educationala si de sanatate, infrastructura sportiva si amenajari padure-parc in cartierul Borhanaci, Cluj-Napoca             | I  | 822.00   | 822.00   | 0.00     | 0.00 | 0.00 | 822.00   | 0.00 | 822.00   | 0.00 | 0.00     | 0.00   |
|       |  | II | 1,984.00 | 1,163.00 | 0.00     | 0.00 | 0.00 | 1,163.00 | 0.00 | 1,163.00 | 0.00 | 0.00     | 0.00   |
| 65C43 | Proiectare, DATC, PT, DDE, diverse studii LICEU SI SALA DE SPORT in cadrul proiectului complex - Dezvoltare infrastructura educationala si de sanatate, infrastructura sportiva si amenajari padure-parc in cartierul Borhanaci, Cluj-Napoca | I  | 1,121.00 | 1,121.00 | 1,021.00 | 0.00 | 0.00 | 100.00   | 0.00 | 100.00   | 0.00 | 0.00     | 0.00   |
|       |  | II | 2,618.00 | 2,618.00 | 2,518.00 | 0.00 | 0.00 | 100.00   | 0.00 | 100.00   | 0.00 | 0.00     | 0.00   |
| 65C44 | Proiectare, DATC, PT, DDE, diverse studii SCOALA GIMNAZIALA in cadrul proiectului complex - Dezvoltare infrastructura educationala si de sanatate, infrastructura sportiva si amenajari padure-parc in cartierul Borhanaci, Cluj-Napoca      | I  | 1,369.00 | 1,369.00 | 1,269.00 | 0.00 | 0.00 | 100.00   | 0.00 | 100.00   | 0.00 | 0.00     | 0.00   |
|       |  | II | 4,234.00 | 4,224.00 | 4,124.00 | 0.00 | 0.00 | 100.00   | 0.00 | 100.00   | 0.00 | 0.00     | 0.00   |
| 65C45 | Proiectare, DATC, PT, DDE, diverse studii CRESA in cadrul proiectului complex - Dezvoltare infrastructura educationala si de sanatate, infrastructura sportiva si amenajari padure-parc in cartierul Borhanaci, Cluj-Napoca                  | I  | 2,255.00 | 2,255.00 | 0.00     | 0.00 | 0.00 | 2,255.00 | 0.00 | 2,255.00 | 0.00 | 0.00     | 0.00   |
|       |  | II | 2,255.00 | 2,255.00 | 0.00     | 0.00 | 0.00 | 2,255.00 | 0.00 | 2,255.00 | 0.00 | 0.00     | 0.00   |
| 65C46 | Servicii complementare de educatie timpurie in comunitati vulnerabile - Impreuna pentru viitor   | I  | 1,313.00 | 1,313.00 | 0.00     | 0.00 | 0.00 | 1,313.00 | 0.00 | 435.00   | 0.00 | 878.00   | 0.00   |
|       |  | II | 1,313.00 | 1,313.00 | 0.00     | 0.00 | 0.00 | 1,313.00 | 0.00 | 435.00   | 0.00 | 878.00   | 0.00   |
| 65C47 | S.F/D.A.L.I., D.T.A.C., PT, expertize, audit, div. Studii - Rehabilitare energetică Școala Gimnazială "Iuliu Hatieganu", str. Grigore Alexandrescu, nr.16  | I  | 86.00    | 86.00    | 0.00     | 0.00 | 0.00 | 86.00    | 0.00 | 0.00     | 0.00 | 86.00    | 0.00   |
|       |  | II | 232.00   | 217.00   | 0.00     | 0.00 | 0.00 | 217.00   | 0.00 | 0.00     | 0.00 | 217.00   | 15.00  |
| 65C48 | S.F/D.A.L.I., D.T.A.C., PT, expertize, audit, div. Studii - Renovare energetică Colegiul Tehnic Anghel Saligney-Corp C3  | I  | 124.00   | 124.00   | 0.00     | 0.00 | 0.00 | 124.00   | 0.00 | 0.00     | 0.00 | 124.00   | 0.00   |
|       |  | II | 228.00   | 133.00   | 0.00     | 0.00 | 0.00 | 133.00   | 0.00 | 0.00     | 0.00 | 133.00   | 95.00  |
| 65C49 | S.F/D.A.L.I., D.T.A.C., PT, expertize, audit, div. Studii - Renovare energetică Școala Gimnazială Iuliu Hatieganu, corp C1 str. Campului II/2  | I  | 807.00   | 807.00   | 0.00     | 0.00 | 0.00 | 807.00   | 0.00 | 0.00     | 0.00 | 807.00   | 0.00   |
|       |  | II | 1,126.00 | 1,114.00 | 0.00     | 0.00 | 0.00 | 1,114.00 | 0.00 | 0.00     | 0.00 | 1,114.00 | 12.00  |
| 65C50 | S.F/D.A.L.I., D.T.A.C., PT, expertize, audit, div. Studii - Renovare energetică Școala Gimnazială Iuliu Hatieganu, str. Campului nr.II/2   | I  | 15.00    | 15.00    | 0.00     | 0.00 | 0.00 | 15.00    | 0.00 | 0.00     | 0.00 | 15.00    | 0.00   |
|       |  | II | 198.00   | 183.00   | 0.00     | 0.00 | 0.00 | 183.00   | 0.00 | 0.00     | 0.00 | 183.00   | 15.00  |
| 65C51 | S.F/D.A.L.I., D.T.A.C., PT, expertize, audit, div. Studii - Renovare energetică Liceul teoretic Onisifor Ghibu - Cladire C1  | I  | 42.00    | 42.00    | 0.00     | 0.00 | 0.00 | 42.00    | 0.00 | 0.00     | 0.00 | 42.00    | 0.00   |
|       |  | II | 158.00   | 94.00    | 0.00     | 0.00 | 0.00 | 94.00    | 0.00 | 0.00     | 0.00 | 94.00    | 64.00  |
| 65C52 | S.F/D.A.L.I., D.T.A.C., PT, expertize, audit, div. Studii - Renovare energetică Colegiul Pedagogic Gheorghe Lazar (fosta Gradinita Dumbravioara, Cresa Scutritia Kosie)  | I  | 84.00    | 84.00    | 0.00     | 0.00 | 0.00 | 84.00    | 0.00 | 0.00     | 0.00 | 84.00    | 0.00   |
|       |  | II | 404.00   | 276.00   | 0.00     | 0.00 | 0.00 | 276.00   | 0.00 | 0.00     | 0.00 | 276.00   | 128.00 |
| 65C53 | S.F/D.A.L.I., D.T.A.C., PT, expertize, audit, div. Studii - Renovare energetică Gradinita Academia Piticlor, Aleea Tazlau nr. 11   | I  | 83.00    | 83.00    | 0.00     | 0.00 | 0.00 | 83.00    | 0.00 | 0.00     | 0.00 | 83.00    | 0.00   |
|       |  | II | 309.00   | 272.00   | 0.00     | 0.00 | 0.00 | 272.00   | 0.00 | 0.00     | 0.00 | 272.00   | 37.00  |



| C    | ACHIZITIILE DE BUNURI ȘI ALTE CHELTUIELI   | I  |              | II         |            | III       |      | IV         |           | V    |            | VI         |            | VII    |      | VIII |      | IX   |      | X    |      | XI   |      | XII  |      | TOTAL |      |      |      |      |      |      |      |
|------|--|----|--------------|------------|------------|-----------|------|------------|-----------|------|------------|------------|------------|--------|------|------|------|------|------|------|------|------|------|------|------|-------|------|------|------|------|------|------|------|
|      |  | 1  | 2            | 3          | 4          | 5         | 6    | 7          | 8         | 9    | 10         | 11         | 12         | 13     | 14   | 15   | 16   | 17   | 18   | 19   | 20   | 21   | 22   | 23   | 24   | 25    | 26   | 27   |      |      |      |      |      |
| 66C1 | SPITALUL CLINIC MUNICIPAL<br>P.T. + D.D.E., Extindere Compartiment Primiri Urgente   | I  | 20,318.00    | 20,318.00  | 0.00       | 20,318.00 | 0.00 | 0.00       | 0.00      | 0.00 | 0.00       | 0.00       | 0.00       | 0.00   | 0.00 | 0.00 | 0.00 | 0.00 | 0.00 | 0.00 | 0.00 | 0.00 | 0.00 | 0.00 | 0.00 | 0.00  | 0.00 | 0.00 | 0.00 |      |      |      |      |
|      |  | II | 20,318.00    | 19,818.00  | 0.00       | 19,818.00 | 0.00 | 0.00       | 0.00      | 0.00 | 0.00       | 0.00       | 0.00       | 0.00   | 0.00 | 0.00 | 0.00 | 0.00 | 0.00 | 0.00 | 0.00 | 0.00 | 0.00 | 0.00 | 0.00 | 0.00  | 0.00 | 0.00 | 0.00 | 0.00 |      |      |      |
| 66C2 | SPITALUL CLINIC MUNICIPAL<br>Diverse servicii implementare obiectiv "Reducerea riscului de infecții nosocomiale în cadrul Spitalului Clinic Municipal Cluj-Napoca" | I  | 245.00       | 245.00     | 0.00       | 245.00    | 0.00 | 0.00       | 0.00      | 0.00 | 0.00       | 0.00       | 0.00       | 0.00   | 0.00 | 0.00 | 0.00 | 0.00 | 0.00 | 0.00 | 0.00 | 0.00 | 0.00 | 0.00 | 0.00 | 0.00  | 0.00 | 0.00 | 0.00 | 0.00 |      |      |      |
|      |  | II | 245.00       | 245.00     | 0.00       | 245.00    | 0.00 | 0.00       | 0.00      | 0.00 | 0.00       | 0.00       | 0.00       | 0.00   | 0.00 | 0.00 | 0.00 | 0.00 | 0.00 | 0.00 | 0.00 | 0.00 | 0.00 | 0.00 | 0.00 | 0.00  | 0.00 | 0.00 | 0.00 | 0.00 | 0.00 |      |      |
| 66C3 | SPITALUL CLINIC MUNICIPAL<br>SF. DTAC, DTAD, P.T. Reabilitare și estindere Secție Psihiatrie   | I  | 1,500.00     | 1,500.00   | 0.00       | 1,500.00  | 0.00 | 0.00       | 0.00      | 0.00 | 0.00       | 0.00       | 0.00       | 0.00   | 0.00 | 0.00 | 0.00 | 0.00 | 0.00 | 0.00 | 0.00 | 0.00 | 0.00 | 0.00 | 0.00 | 0.00  | 0.00 | 0.00 | 0.00 | 0.00 | 0.00 |      |      |
|      |  | II | 1,500.00     | 1,000.00   | 0.00       | 1,000.00  | 0.00 | 0.00       | 0.00      | 0.00 | 0.00       | 0.00       | 0.00       | 0.00   | 0.00 | 0.00 | 0.00 | 0.00 | 0.00 | 0.00 | 0.00 | 0.00 | 0.00 | 0.00 | 0.00 | 0.00  | 0.00 | 0.00 | 0.00 | 0.00 | 0.00 | 0.00 |      |
| 66C4 | SPITALUL CLINIC MUNICIPAL<br>DOTARI  | I  | 9,918.00     | 9,918.00   | 0.00       | 9,918.00  | 0.00 | 0.00       | 0.00      | 0.00 | 0.00       | 0.00       | 0.00       | 0.00   | 0.00 | 0.00 | 0.00 | 0.00 | 0.00 | 0.00 | 0.00 | 0.00 | 0.00 | 0.00 | 0.00 | 0.00  | 0.00 | 0.00 | 0.00 | 0.00 | 0.00 | 0.00 |      |
|      |  | II | 9,918.00     | 9,918.00   | 0.00       | 9,918.00  | 0.00 | 0.00       | 0.00      | 0.00 | 0.00       | 0.00       | 0.00       | 0.00   | 0.00 | 0.00 | 0.00 | 0.00 | 0.00 | 0.00 | 0.00 | 0.00 | 0.00 | 0.00 | 0.00 | 0.00  | 0.00 | 0.00 | 0.00 | 0.00 | 0.00 | 0.00 |      |
| 66C5 | SPITALUL CLINIC MUNICIPAL<br>DOTARI - PNRR   | I  | 8,505.00     | 8,505.00   | 0.00       | 8,505.00  | 0.00 | 0.00       | 0.00      | 0.00 | 0.00       | 0.00       | 0.00       | 0.00   | 0.00 | 0.00 | 0.00 | 0.00 | 0.00 | 0.00 | 0.00 | 0.00 | 0.00 | 0.00 | 0.00 | 0.00  | 0.00 | 0.00 | 0.00 | 0.00 | 0.00 | 0.00 |      |
|      |  | II | 8,505.00     | 8,505.00   | 0.00       | 8,505.00  | 0.00 | 0.00       | 0.00      | 0.00 | 0.00       | 0.00       | 0.00       | 0.00   | 0.00 | 0.00 | 0.00 | 0.00 | 0.00 | 0.00 | 0.00 | 0.00 | 0.00 | 0.00 | 0.00 | 0.00  | 0.00 | 0.00 | 0.00 | 0.00 | 0.00 | 0.00 |      |
| 67   | CULTURĂ, RECREERE ȘI RELIGIE   | I  | 695,613.08   | 695,613.08 | 88,469.00  | 9,816.00  | 0.00 | 597,328.08 | 10,033.00 | 0.00 | 587,295.08 | 0.00       | 0.00       | 0.00   | 0.00 | 0.00 | 0.00 | 0.00 | 0.00 | 0.00 | 0.00 | 0.00 | 0.00 | 0.00 | 0.00 | 0.00  | 0.00 | 0.00 | 0.00 | 0.00 | 0.00 | 0.00 | 0.00 |
|      |  | II | 1,035,082.08 | 330,875.00 | 237,580.91 | 4,474.00  | 0.00 | 88,820.09  | 51,457.00 | 0.00 | 37,363.09  | 182,233.00 | 521,184.08 | 790.00 | 0.00 | 0.00 | 0.00 | 0.00 | 0.00 | 0.00 | 0.00 | 0.00 | 0.00 | 0.00 | 0.00 | 0.00  | 0.00 | 0.00 | 0.00 | 0.00 | 0.00 | 0.00 | 0.00 |
| A    | LUCRĂRI ÎN CONTINUAERE   | I  | 25,587.00    | 25,587.00  | 6,733.00   | 0.00      | 0.00 | 18,854.00  | 6,824.00  | 0.00 | 12,030.00  | 0.00       | 0.00       | 0.00   | 0.00 | 0.00 | 0.00 | 0.00 | 0.00 | 0.00 | 0.00 | 0.00 | 0.00 | 0.00 | 0.00 | 0.00  | 0.00 | 0.00 | 0.00 | 0.00 | 0.00 | 0.00 | 0.00 |
|      |  | II | 263,343.00   | 143,071.00 | 68,730.91  | 0.00      | 0.00 | 74,340.09  | 45,034.00 | 0.00 | 29,306.09  | 119,482.00 | 790.00     | 0.00   | 0.00 | 0.00 | 0.00 | 0.00 | 0.00 | 0.00 | 0.00 | 0.00 | 0.00 | 0.00 | 0.00 | 0.00  | 0.00 | 0.00 | 0.00 | 0.00 | 0.00 | 0.00 | 0.00 |
| 67A1 | Revitalizare Turnul pompierilor  | I  | 950.00       | 950.00     | 0.00       | 0.00      | 0.00 | 950.00     | 0.00      | 0.00 | 950.00     | 0.00       | 0.00       | 0.00   | 0.00 | 0.00 | 0.00 | 0.00 | 0.00 | 0.00 | 0.00 | 0.00 | 0.00 | 0.00 | 0.00 | 0.00  | 0.00 | 0.00 | 0.00 | 0.00 | 0.00 | 0.00 | 0.00 |
|      |  | II | 950.00       | 950.00     | 0.00       | 0.00      | 0.00 | 950.00     | 0.00      | 0.00 | 950.00     | 0.00       | 0.00       | 0.00   | 0.00 | 0.00 | 0.00 | 0.00 | 0.00 | 0.00 | 0.00 | 0.00 | 0.00 | 0.00 | 0.00 | 0.00  | 0.00 | 0.00 | 0.00 | 0.00 | 0.00 | 0.00 | 0.00 |
| 67A2 | Amenajarea și revitalizarea Parcului Primăverii din cartierul Mănaștur   | I  | 100.00       | 100.00     | 0.00       | 0.00      | 0.00 | 100.00     | 100.00    | 0.00 | 0.00       | 0.00       | 0.00       | 0.00   | 0.00 | 0.00 | 0.00 | 0.00 | 0.00 | 0.00 | 0.00 | 0.00 | 0.00 | 0.00 | 0.00 | 0.00  | 0.00 | 0.00 | 0.00 | 0.00 | 0.00 | 0.00 | 0.00 |
|      |  | II | 37,895.00    | 10,000.00  | 0.00       | 0.00      | 0.00 | 10,000.00  | 10,000.00 | 0.00 | 0.00       | 0.00       | 0.00       | 0.00   | 0.00 | 0.00 | 0.00 | 0.00 | 0.00 | 0.00 | 0.00 | 0.00 | 0.00 | 0.00 | 0.00 | 0.00  | 0.00 | 0.00 | 0.00 | 0.00 | 0.00 | 0.00 | 0.00 |
| 67A3 | Revitalizare și activare Parcul Feroviarilor   | I  | 730.00       | 730.00     | 0.00       | 0.00      | 0.00 | 730.00     | 0.00      | 0.00 | 730.00     | 0.00       | 0.00       | 0.00   | 0.00 | 0.00 | 0.00 | 0.00 | 0.00 | 0.00 | 0.00 | 0.00 | 0.00 | 0.00 | 0.00 | 0.00  | 0.00 | 0.00 | 0.00 | 0.00 | 0.00 | 0.00 | 0.00 |
|      |  | II | 13,905.00    | 13,905.00  | 4,140.91   | 0.00      | 0.00 | 9,764.09   | 0.00      | 0.00 | 9,764.09   | 0.00       | 0.00       | 0.00   | 0.00 | 0.00 | 0.00 | 0.00 | 0.00 | 0.00 | 0.00 | 0.00 | 0.00 | 0.00 | 0.00 | 0.00  | 0.00 | 0.00 | 0.00 | 0.00 | 0.00 | 0.00 | 0.00 |
| 67A4 | Reabilitare și modernizare Parcul Farmec din municipiul Cluj-Napoca  | I  | 510.00       | 510.00     | 0.00       | 0.00      | 0.00 | 510.00     | 0.00      | 0.00 | 510.00     | 0.00       | 0.00       | 0.00   | 0.00 | 0.00 | 0.00 | 0.00 | 0.00 | 0.00 | 0.00 | 0.00 | 0.00 | 0.00 | 0.00 | 0.00  | 0.00 | 0.00 | 0.00 | 0.00 | 0.00 | 0.00 | 0.00 |
|      |  | II | 632.00       | 632.00     | 0.00       | 0.00      | 0.00 | 632.00     | 0.00      | 0.00 | 632.00     | 0.00       | 0.00       | 0.00   | 0.00 | 0.00 | 0.00 | 0.00 | 0.00 | 0.00 | 0.00 | 0.00 | 0.00 | 0.00 | 0.00 | 0.00  | 0.00 | 0.00 | 0.00 | 0.00 | 0.00 | 0.00 | 0.00 |
| 67A5 | Amenajare Parc cart. Zorilor   | I  | 142.00       | 142.00     | 0.00       | 0.00      | 0.00 | 142.00     | 0.00      | 0.00 | 142.00     | 0.00       | 0.00       | 0.00   | 0.00 | 0.00 | 0.00 | 0.00 | 0.00 | 0.00 | 0.00 | 0.00 | 0.00 | 0.00 | 0.00 | 0.00  | 0.00 | 0.00 | 0.00 | 0.00 | 0.00 | 0.00 | 0.00 |
|      |  | II | 4,997.00     | 4,997.00   | 0.00       | 0.00      | 0.00 | 4,997.00   | 0.00      | 0.00 | 4,997.00   | 0.00       | 0.00       | 0.00   | 0.00 | 0.00 | 0.00 | 0.00 | 0.00 | 0.00 | 0.00 | 0.00 | 0.00 | 0.00 | 0.00 | 0.00  | 0.00 | 0.00 | 0.00 | 0.00 | 0.00 | 0.00 | 0.00 |
| 67A6 | Amenajare Canalul Morii tronson Parcul Rozelor   | I  | 2,024.00     | 2,024.00   | 0.00       | 0.00      | 0.00 | 2,024.00   | 2,024.00  | 0.00 | 0.00       | 0.00       | 0.00       | 0.00   | 0.00 | 0.00 | 0.00 | 0.00 | 0.00 | 0.00 | 0.00 | 0.00 | 0.00 | 0.00 | 0.00 | 0.00  | 0.00 | 0.00 | 0.00 | 0.00 | 0.00 | 0.00 | 0.00 |
|      |  | II | 31,261.00    | 10,000.00  | 0.00       | 0.00      | 0.00 | 10,000.00  | 10,000.00 | 0.00 | 0.00       | 10,000.00  | 21,261.00  | 0.00   | 0.00 | 0.00 | 0.00 | 0.00 | 0.00 | 0.00 | 0.00 | 0.00 | 0.00 | 0.00 | 0.00 | 0.00  | 0.00 | 0.00 | 0.00 | 0.00 | 0.00 | 0.00 | 0.00 |
| 67A7 | Reabilitare baza sportiva și amenajare parc, zona „La terenuri” cart. Mănaștur   | I  | 0.00         | 0.00       | 0.00       | 0.00      | 0.00 | 0.00       | 0.00      | 0.00 | 0.00       | 0.00       | 0.00       | 0.00   | 0.00 | 0.00 | 0.00 | 0.00 | 0.00 | 0.00 | 0.00 | 0.00 | 0.00 | 0.00 | 0.00 | 0.00  | 0.00 | 0.00 | 0.00 | 0.00 | 0.00 | 0.00 | 0.00 |
|      |  | II | 800.00       | 10.00      | 0.00       | 0.00      | 0.00 | 10.00      | 0.00      | 0.00 | 10.00      | 0.00       | 0.00       | 0.00   | 0.00 | 0.00 | 0.00 | 0.00 | 0.00 | 0.00 | 0.00 | 0.00 | 0.00 | 0.00 | 0.00 | 0.00  | 0.00 | 0.00 | 0.00 | 0.00 | 0.00 | 0.00 |      |
| 67A8 | Reabilitare și modernizare parcul Stefan cel Mare din municipiul Cluj-Napoca   | I  | 1,250.00     | 1,250.00   | 0.00       | 0.00      | 0.00 | 1,250.00   | 0.00      | 0.00 | 1,250.00   | 0.00       | 0.00       | 0.00   | 0.00 | 0.00 | 0.00 | 0.00 | 0.00 | 0.00 | 0.00 | 0.00 | 0.00 | 0.00 | 0.00 | 0.00  | 0.00 | 0.00 | 0.00 | 0.00 | 0.00 | 0.00 | 0.00 |
|      |  | II | 1,360.00     | 1,360.00   | 0.00       | 0.00      | 0.00 | 1,360.00   | 0.00      | 0.00 | 1,360.00   | 0.00       | 0.00       | 0.00   | 0.00 | 0.00 | 0.00 | 0.00 | 0.00 | 0.00 | 0.00 | 0.00 | 0.00 | 0.00 | 0.00 | 0.00  | 0.00 | 0.00 | 0.00 | 0.00 | 0.00 | 0.00 | 0.00 |

|       |  |    |           |           |      |      |      |      |           |      |      |      |      |      |      |      |      |      |
|-------|--|----|-----------|-----------|------|------|------|------|-----------|------|------|------|------|------|------|------|------|------|
| 65C54 | S.F/D.A.L.I., D.T.A.C., PT, expertize, audit, div. Studii - Renovare energetică Gradinita cu program prelungit Mica Sirena, cresa Clopotica, str. Petunii nr. 11   | I  | 51.00     | 51.00     | 0.00 | 0.00 | 0.00 | 0.00 | 51.00     | 0.00 | 0.00 | 0.00 | 0.00 | 0.00 | 0.00 | 0.00 | 0.00 | 0.00 |
|       |  | II | 234.00    | 199.00    | 0.00 | 0.00 | 0.00 | 0.00 | 199.00    | 0.00 | 0.00 | 0.00 | 0.00 | 0.00 | 0.00 | 0.00 | 0.00 | 0.00 |
| 65C55 | S.F/D.A.L.I., D.T.A.C., PT, expertize, audit, div. Studii - Renovare energetică Cresa Veronica   | I  | 67.00     | 67.00     | 0.00 | 0.00 | 0.00 | 0.00 | 67.00     | 0.00 | 0.00 | 0.00 | 0.00 | 0.00 | 0.00 | 0.00 | 0.00 | 0.00 |
|       |  | II | 267.00    | 222.00    | 0.00 | 0.00 | 0.00 | 0.00 | 222.00    | 0.00 | 0.00 | 0.00 | 0.00 | 0.00 | 0.00 | 0.00 | 0.00 | 0.00 |
| 65C56 | P.T. Extindere, etajare partiala si schimbare destinatie imobile, din ateliler pentru scoala in cresa si functiuni aferente, amenajari exterioare, imprejurite incinta strada Negoiu nr. 9 B Cluj-Napoca | I  | 250.00    | 250.00    | 0.00 | 0.00 | 0.00 | 0.00 | 250.00    | 0.00 | 0.00 | 0.00 | 0.00 | 0.00 | 0.00 | 0.00 | 0.00 | 0.00 |
|       |  | II | 251.00    | 251.00    | 0.00 | 0.00 | 0.00 | 0.00 | 251.00    | 0.00 | 0.00 | 0.00 | 0.00 | 0.00 | 0.00 | 0.00 | 0.00 | 0.00 |
| 65C57 | S.F. PT, Modernizare, reabilitare Liceul Teoretic Bathory Istvan, str. M. Kogalniceanu nr. 2   | I  | 300.00    | 300.00    | 0.00 | 0.00 | 0.00 | 0.00 | 300.00    | 0.00 | 0.00 | 0.00 | 0.00 | 0.00 | 0.00 | 0.00 | 0.00 | 0.00 |
|       |  | II | 600.00    | 400.00    | 0.00 | 0.00 | 0.00 | 0.00 | 400.00    | 0.00 | 0.00 | 0.00 | 0.00 | 0.00 | 0.00 | 0.00 | 0.00 | 0.00 |
| 65C58 | S.F. PT, Modernizare, reabilitare Liceul Teoretic Bathory Istvan, str. Universitatii nr. 10  | I  | 300.00    | 300.00    | 0.00 | 0.00 | 0.00 | 0.00 | 300.00    | 0.00 | 0.00 | 0.00 | 0.00 | 0.00 | 0.00 | 0.00 | 0.00 | 0.00 |
|       |  | II | 600.00    | 568.00    | 0.00 | 0.00 | 0.00 | 0.00 | 568.00    | 0.00 | 0.00 | 0.00 | 0.00 | 0.00 | 0.00 | 0.00 | 0.00 | 0.00 |
| 65C59 | S.F/D.A.L.I., D.T.A.C., PT, expertize, audit, div. Studii - Renovare energetică Colegiul Național pedagogic Gheorghe Lazăr, Corp C1-camin  | I  | 98.00     | 98.00     | 0.00 | 0.00 | 0.00 | 0.00 | 98.00     | 0.00 | 0.00 | 0.00 | 0.00 | 0.00 | 0.00 | 0.00 | 0.00 | 0.00 |
|       |  | II | 162.00    | 162.00    | 0.00 | 0.00 | 0.00 | 0.00 | 162.00    | 0.00 | 0.00 | 0.00 | 0.00 | 0.00 | 0.00 | 0.00 | 0.00 | 0.00 |
| 65C60 | S.F/D.A.L.I., D.T.A.C., PT, expertize, audit, div. Studii - Renovare energetică Colegiul Tehnic Anghel Saligny Corp C2b-dul 21 Decembrie 1989, nr. 128-130   | I  | 37.00     | 37.00     | 0.00 | 0.00 | 0.00 | 0.00 | 37.00     | 0.00 | 0.00 | 0.00 | 0.00 | 0.00 | 0.00 | 0.00 | 0.00 | 0.00 |
|       |  | II | 253.00    | 226.00    | 0.00 | 0.00 | 0.00 | 0.00 | 226.00    | 0.00 | 0.00 | 0.00 | 0.00 | 0.00 | 0.00 | 0.00 | 0.00 | 0.00 |
| 65C61 | S.F/D.A.L.I., D.T.A.C., PT, expertize, audit, div. Studii - Renovare energetică Liceul Teoretic Onisifor Ghibu corp C3 Sala de sport   | I  | 10.00     | 10.00     | 0.00 | 0.00 | 0.00 | 0.00 | 10.00     | 0.00 | 0.00 | 0.00 | 0.00 | 0.00 | 0.00 | 0.00 | 0.00 | 0.00 |
|       |  | II | 93.00     | 85.00     | 0.00 | 0.00 | 0.00 | 0.00 | 85.00     | 0.00 | 0.00 | 0.00 | 0.00 | 0.00 | 0.00 | 0.00 | 0.00 | 0.00 |
| C     | CREȘĂ PENTRU EDUCAȚIE TIMPURIE   | I  | 333.00    | 333.00    | 0.00 | 0.00 | 0.00 | 0.00 | 333.00    | 0.00 | 0.00 | 0.00 | 0.00 | 0.00 | 0.00 | 0.00 | 0.00 | 0.00 |
|       |  | II | 333.00    | 333.00    | 0.00 | 0.00 | 0.00 | 0.00 | 333.00    | 0.00 | 0.00 | 0.00 | 0.00 | 0.00 | 0.00 | 0.00 | 0.00 | 0.00 |
| 65C1  | DOTARI CRESE   | I  | 333.00    | 333.00    | 0.00 | 0.00 | 0.00 | 0.00 | 333.00    | 0.00 | 0.00 | 0.00 | 0.00 | 0.00 | 0.00 | 0.00 | 0.00 | 0.00 |
|       |  | II | 333.00    | 333.00    | 0.00 | 0.00 | 0.00 | 0.00 | 333.00    | 0.00 | 0.00 | 0.00 | 0.00 | 0.00 | 0.00 | 0.00 | 0.00 | 0.00 |
| 66    | SĂNĂTATE   | I  | 23.218.00 | 23.218.00 | 0.00 | 0.00 | 0.00 | 0.00 | 23.218.00 | 0.00 | 0.00 | 0.00 | 0.00 | 0.00 | 0.00 | 0.00 | 0.00 | 0.00 |
|       |  | II | 23.218.00 | 21.318.00 | 0.00 | 0.00 | 0.00 | 0.00 | 21.318.00 | 0.00 | 0.00 | 0.00 | 0.00 | 0.00 | 0.00 | 0.00 | 0.00 | 0.00 |
| A     | LUCRĂRI ÎN CONTINUARE  | I  | 500.00    | 500.00    | 0.00 | 0.00 | 0.00 | 0.00 | 500.00    | 0.00 | 0.00 | 0.00 | 0.00 | 0.00 | 0.00 | 0.00 | 0.00 | 0.00 |
|       |  | II | 500.00    | 500.00    | 0.00 | 0.00 | 0.00 | 0.00 | 500.00    | 0.00 | 0.00 | 0.00 | 0.00 | 0.00 | 0.00 | 0.00 | 0.00 | 0.00 |
| 66A1  | SPITALUL CLINIC MUNICIPAL<br>Reabilitare si modernizare Spitalul Clinic Municipal  | I  | 500.00    | 500.00    | 0.00 | 0.00 | 0.00 | 0.00 | 500.00    | 0.00 | 0.00 | 0.00 | 0.00 | 0.00 | 0.00 | 0.00 | 0.00 | 0.00 |
|       |  | II | 500.00    | 500.00    | 0.00 | 0.00 | 0.00 | 0.00 | 500.00    | 0.00 | 0.00 | 0.00 | 0.00 | 0.00 | 0.00 | 0.00 | 0.00 | 0.00 |
| B     | LUCRĂRI NOI  | I  | 2.400.00  | 2.400.00  | 0.00 | 0.00 | 0.00 | 0.00 | 2.400.00  | 0.00 | 0.00 | 0.00 | 0.00 | 0.00 | 0.00 | 0.00 | 0.00 | 0.00 |
|       |  | II | 2.400.00  | 1.000.00  | 0.00 | 0.00 | 0.00 | 0.00 | 1.000.00  | 0.00 | 0.00 | 0.00 | 0.00 | 0.00 | 0.00 | 0.00 | 0.00 | 0.00 |
| 66B1  | SPITALUL CLINIC MUNICIPAL<br>Extindere compartiment primiri urgente  | I  | 2.400.00  | 2.400.00  | 0.00 | 0.00 | 0.00 | 0.00 | 2.400.00  | 0.00 | 0.00 | 0.00 | 0.00 | 0.00 | 0.00 | 0.00 | 0.00 | 0.00 |
|       |  | II | 2.400.00  | 1.000.00  | 0.00 | 0.00 | 0.00 | 0.00 | 1.000.00  | 0.00 | 0.00 | 0.00 | 0.00 | 0.00 | 0.00 | 0.00 | 0.00 | 0.00 |





|       |  |    |          |          |          |      |      |          |          |          |          |          |      |
|-------|--|----|----------|----------|----------|------|------|----------|----------|----------|----------|----------|------|
| 67C5  | Expertiza, DALI, PT, div. Studii Restaurarea si reabilitarea monumentului istoric: "Zidul Ceratii" - fragment din zidul celei de a doua incinte a orasului medieval, Cluj-Napoca   | I  | 200.00   | 200.00   | 0.00     | 0.00 | 0.00 | 200.00   | 0.00     | 0.00     | 200.00   | 0.00     | 0.00 |
|       |  | II | 382.00   | 382.00   | 0.00     | 0.00 | 0.00 | 382.00   | 0.00     | 0.00     | 382.00   | 0.00     | 0.00 |
| 67C6  | SF, PT Servicii de arhitectura, realizare si amplasare placa memoriala de bronz "prof. dr. Silviu Dragomir" pe fatada imobilului unde a locuit acesta, situat in Cluj-Napoca, str. Clinicilor nr. 58                               | I  | 0.00     | 0.00     | 0.00     | 0.00 | 0.00 | 0.00     | 0.00     | 0.00     | 0.00     | 0.00     | 0.00 |
|       |  | II | 12.00    | 12.00    | 0.00     | 0.00 | 0.00 | 12.00    | 0.00     | 0.00     | 12.00    | 0.00     | 0.00 |
| 67C7  | SF, PT reabilitare si modernizare parcul Stefan cel Mare din municipiul Cluj-Napoca  | I  | 0.00     | 0.00     | 0.00     | 0.00 | 0.00 | 0.00     | 0.00     | 0.00     | 0.00     | 0.00     | 0.00 |
|       |  | II | 42.00    | 42.00    | 0.00     | 0.00 | 0.00 | 42.00    | 0.00     | 0.00     | 42.00    | 0.00     | 0.00 |
| 67C8  | Servicii de proiectare (DTAC/PT, alte studii si avize/acorduri) privind amplasarea unui panou de informare in apropierea Monumentului "Stalpii impuscati" din Cluj-Napoca  | I  | 20.00    | 20.00    | 0.00     | 0.00 | 0.00 | 20.00    | 0.00     | 0.00     | 20.00    | 0.00     | 0.00 |
|       |  | II | 20.00    | 20.00    | 0.00     | 0.00 | 0.00 | 20.00    | 0.00     | 0.00     | 20.00    | 0.00     | 0.00 |
| 67C9  | SF PT bust "Dumitru Farcaas"   | I  | 0.00     | 0.00     | 0.00     | 0.00 | 0.00 | 0.00     | 0.00     | 0.00     | 0.00     | 0.00     | 0.00 |
|       |  | II | 14.00    | 14.00    | 0.00     | 0.00 | 0.00 | 14.00    | 0.00     | 0.00     | 14.00    | 0.00     | 0.00 |
| 67C10 | Proiectare, DATC, PT, DDE, diverse studii BAZIN DE INOT in cadrul protecului complex - Dezvoltare infrastructura educatiionala si de sanatate, infrastructura sportiva si amenajare padure-parc in cartierul Borhanci, Cluj-Napoca | I  | 1,318.00 | 1,318.00 | 1,036.00 | 0.00 | 0.00 | 282.00   | 0.00     | 0.00     | 282.00   | 0.00     | 0.00 |
|       |  | II | 5,692.00 | 5,692.00 | 5,410.00 | 0.00 | 0.00 | 282.00   | 0.00     | 0.00     | 282.00   | 0.00     | 0.00 |
| 67C11 | SF,PT Muzeul Personalitatilor Clujene  | I  | 0.00     | 0.00     | 0.00     | 0.00 | 0.00 | 0.00     | 0.00     | 0.00     | 0.00     | 0.00     | 0.00 |
|       |  | II | 61.00    | 61.00    | 0.00     | 0.00 | 0.00 | 61.00    | 0.00     | 0.00     | 61.00    | 0.00     | 0.00 |
| 67C12 | SF, P, T alte studii Regenerare urbana a zonei verzi Expo-Transilvania: amenajare si extindere parc Aurel Vlaicu, amenajare strazi adiacente dupa conceptul walkable and smart city si construire parking                          | I  | 50.00    | 50.00    | 0.00     | 0.00 | 0.00 | 50.00    | 0.00     | 50.00    | 0.00     | 0.00     | 0.00 |
|       |  | II | 2,162.00 | 2,162.00 | 0.00     | 0.00 | 0.00 | 2,162.00 | 0.00     | 2,162.00 | 0.00     | 0.00     | 0.00 |
| 67C13 | SF, PUZ, PUD, div. studii cu privire la conservarea si valorificarea patrimoniului natural, amenajarea de coridoare verzi-albastre, regenerarea urbana a spatiilor degradate, amplasare parkinguri in municipiul Cluj-Napoca       | I  | 595.00   | 595.00   | 0.00     | 0.00 | 0.00 | 595.00   | 0.00     | 0.00     | 595.00   | 0.00     | 0.00 |
|       |  | II | 595.00   | 595.00   | 0.00     | 0.00 | 0.00 | 595.00   | 0.00     | 0.00     | 595.00   | 0.00     | 0.00 |
| 67C14 | PUZ, SF, DTAC, PT, div. studii-Realizare skatepark acoperit in municipiul Cluj-Napoca  | I  | 330.00   | 330.00   | 0.00     | 0.00 | 0.00 | 330.00   | 0.00     | 0.00     | 330.00   | 0.00     | 0.00 |
|       |  | II | 330.00   | 330.00   | 0.00     | 0.00 | 0.00 | 330.00   | 0.00     | 0.00     | 330.00   | 0.00     | 0.00 |
| 67C15 | Docum urbanism S.F. P.T. Amenajare parc Est  | I  | 678.00   | 678.00   | 0.00     | 0.00 | 0.00 | 678.00   | 0.00     | 0.00     | 678.00   | 0.00     | 0.00 |
|       |  | II | 4,122.00 | 2,000.00 | 0.00     | 0.00 | 0.00 | 2,000.00 | 0.00     | 0.00     | 2,000.00 | 2,122.00 | 0.00 |
| 67C16 | Concurs solutii, Docum urbanism S.F. P.T. Amenajare parc cart. Buna Zina   | I  | 3,125.00 | 3,125.00 | 0.00     | 0.00 | 0.00 | 3,125.00 | 3,025.00 | 0.00     | 100.00   | 0.00     | 0.00 |
|       |  | II | 3,125.00 | 1,000.00 | 0.00     | 0.00 | 0.00 | 1,000.00 | 1,000.00 | 0.00     | 0.00     | 2,125.00 | 0.00 |
| 67C17 | PUZ, S.F., P.T. Amenajare Parc cart. Zorilor   | I  | 10.00    | 10.00    | 0.00     | 0.00 | 0.00 | 10.00    | 0.00     | 0.00     | 10.00    | 0.00     | 0.00 |
|       |  | II | 57.00    | 57.00    | 0.00     | 0.00 | 0.00 | 57.00    | 0.00     | 0.00     | 57.00    | 0.00     | 0.00 |



|       |  |    |            |            |      |          |           |            |      |      |      |      |      |      |           |           |           |      |
|-------|--|----|------------|------------|------|----------|-----------|------------|------|------|------|------|------|------|-----------|-----------|-----------|------|
| 67C18 | S.F., P.T. Diverse studii Amenajare Canalul Morii tronson Parcul Rozelor   | I  | 114.00     | 114.00     | 0.00 | 0.00     | 0.00      | 114.00     | 0.00 | 0.00 | 0.00 | 0.00 | 0.00 | 0.00 | 0.00      | 0.00      | 0.00      | 0.00 |
|       |  | II | 1,300.00   | 1,300.00   | 0.00 | 0.00     | 1,300.00  | 0.00       | 0.00 | 0.00 | 0.00 | 0.00 | 0.00 | 0.00 | 0.00      | 0.00      | 0.00      | 0.00 |
| 67C19 | SF/DALI pentru amenajare terasa verde cu rol multifunctional pe parking Motilor  | I  | 320.00     | 320.00     | 0.00 | 0.00     | 320.00    | 0.00       | 0.00 | 0.00 | 0.00 | 0.00 | 0.00 | 0.00 | 0.00      | 0.00      | 0.00      | 0.00 |
|       |  | II | 320.00     | 320.00     | 0.00 | 0.00     | 320.00    | 0.00       | 0.00 | 0.00 | 0.00 | 0.00 | 0.00 | 0.00 | 0.00      | 0.00      | 0.00      | 0.00 |
| 67C20 | S.F., PUZ, DTAC, P.T. div. studii Amenajare si revitalizarea Parcului Primaverii cart. Manastur  | I  | 20.00      | 20.00      | 0.00 | 0.00     | 20.00     | 0.00       | 0.00 | 0.00 | 0.00 | 0.00 | 0.00 | 0.00 | 0.00      | 0.00      | 0.00      | 0.00 |
|       |  | II | 3,398.00   | 1,709.00   | 0.00 | 0.00     | 1,709.00  | 0.00       | 0.00 | 0.00 | 0.00 | 0.00 | 0.00 | 0.00 | 0.00      | 1,689.00  | 0.00      | 0.00 |
| 67C21 | Concurs solutii, SF, PT, div. studii Centrul Multifunctional tehnologie si inovare   | I  | 10.00      | 10.00      | 0.00 | 0.00     | 10.00     | 0.00       | 0.00 | 0.00 | 0.00 | 0.00 | 0.00 | 0.00 | 0.00      | 0.00      | 0.00      | 0.00 |
|       |  | II | 2,543.00   | 2,543.00   | 0.00 | 0.00     | 2,543.00  | 0.00       | 0.00 | 0.00 | 0.00 | 0.00 | 0.00 | 0.00 | 0.00      | 0.00      | 0.00      | 0.00 |
| 67C22 | SF, PT, div. studii Extindere si modernizare Parc Farmec etapa II  | I  | 121.00     | 121.00     | 0.00 | 0.00     | 121.00    | 0.00       | 0.00 | 0.00 | 0.00 | 0.00 | 0.00 | 0.00 | 0.00      | 0.00      | 0.00      | 0.00 |
|       |  | II | 121.00     | 121.00     | 0.00 | 0.00     | 121.00    | 0.00       | 0.00 | 0.00 | 0.00 | 0.00 | 0.00 | 0.00 | 0.00      | 0.00      | 0.00      | 0.00 |
| 67C23 | S.F. P.T. Realizare concept si servicii de arhitectura "Centrul Memorial Avram Iancu" (CMAI) - in Cluj-Napoca, str. Avram Iancu nr. 17, ap. 1 si 4   | I  | 0.00       | 0.00       | 0.00 | 0.00     | 0.00      | 0.00       | 0.00 | 0.00 | 0.00 | 0.00 | 0.00 | 0.00 | 0.00      | 0.00      | 0.00      | 0.00 |
|       |  | II | 136.00     | 136.00     | 0.00 | 0.00     | 136.00    | 0.00       | 0.00 | 0.00 | 0.00 | 0.00 | 0.00 | 0.00 | 0.00      | 0.00      | 0.00      | 0.00 |
| 67C24 | SF, PT, Construire pereti verzi pe verticala   | I  | 10.00      | 10.00      | 0.00 | 0.00     | 10.00     | 0.00       | 0.00 | 0.00 | 0.00 | 0.00 | 0.00 | 0.00 | 0.00      | 0.00      | 0.00      | 0.00 |
|       |  | II | 57.00      | 57.00      | 0.00 | 0.00     | 57.00     | 0.00       | 0.00 | 0.00 | 0.00 | 0.00 | 0.00 | 0.00 | 0.00      | 0.00      | 0.00      | 0.00 |
| C     | SERVICIUL PUBLIC PENTRU ADMINISTRARE   | I  | 157.00     | 157.00     | 0.00 | 157.00   | 0.00      | 0.00       | 0.00 | 0.00 | 0.00 | 0.00 | 0.00 | 0.00 | 0.00      | 0.00      | 0.00      | 0.00 |
|       | OBIECTIVE CULTURALE SI SPORTIVE  | II | 1,274.00   | 1,274.00   | 0.00 | 1,274.00 | 0.00      | 0.00       | 0.00 | 0.00 | 0.00 | 0.00 | 0.00 | 0.00 | 0.00      | 0.00      | 0.00      | 0.00 |
| 67C1  | Elaborare D.A.L.I., P.T., expertize si alte studii tehnice in vederea implementării proiectului Renovare energetică Cinematograful Mărăști, str. Aurel Vlaicu, nr. 3A  | I  | 0.00       | 0.00       | 0.00 | 0.00     | 0.00      | 0.00       | 0.00 | 0.00 | 0.00 | 0.00 | 0.00 | 0.00 | 0.00      | 0.00      | 0.00      | 0.00 |
|       |  | II | 1,117.00   | 1,117.00   | 0.00 | 1,117.00 | 0.00      | 0.00       | 0.00 | 0.00 | 0.00 | 0.00 | 0.00 | 0.00 | 0.00      | 0.00      | 0.00      | 0.00 |
| 67C2  | DOTARI   | I  | 157.00     | 157.00     | 0.00 | 157.00   | 0.00      | 0.00       | 0.00 | 0.00 | 0.00 | 0.00 | 0.00 | 0.00 | 0.00      | 0.00      | 0.00      | 0.00 |
|       |  | II | 157.00     | 157.00     | 0.00 | 157.00   | 0.00      | 0.00       | 0.00 | 0.00 | 0.00 | 0.00 | 0.00 | 0.00 | 0.00      | 0.00      | 0.00      | 0.00 |
| 68    | ASIGURĂRI ȘI ASISTENȚĂ SOCIALĂ   | I  | 102,985.00 | 102,985.00 | 0.00 | 415.00   | 0.00      | 102,570.00 | 0.00 | 0.00 | 0.00 | 0.00 | 0.00 | 0.00 | 0.00      | 0.00      | 0.00      | 0.00 |
|       |  | II | 104,375.00 | 19,787.00  | 0.00 | 415.00   | 0.00      | 19,372.00  | 0.00 | 0.00 | 0.00 | 0.00 | 0.00 | 0.00 | 0.00      | 47,000.00 | 37,588.00 | 0.00 |
| B     | LUCRĂRI NOI  | I  | 98,588.00  | 98,588.00  | 0.00 | 0.00     | 0.00      | 98,588.00  | 0.00 | 0.00 | 0.00 | 0.00 | 0.00 | 0.00 | 0.00      | 0.00      | 0.00      | 0.00 |
|       |  | II | 98,588.00  | 14,000.00  | 0.00 | 0.00     | 14,000.00 | 0.00       | 0.00 | 0.00 | 0.00 | 0.00 | 0.00 | 0.00 | 47,000.00 | 37,588.00 | 0.00      | 0.00 |
| B     | DIRECTIA DE ASISTENȚĂ SOCIALĂ  | I  | 98,588.00  | 98,588.00  | 0.00 | 0.00     | 0.00      | 98,588.00  | 0.00 | 0.00 | 0.00 | 0.00 | 0.00 | 0.00 | 0.00      | 0.00      | 0.00      | 0.00 |
|       |  | II | 98,588.00  | 14,000.00  | 0.00 | 0.00     | 14,000.00 | 0.00       | 0.00 | 0.00 | 0.00 | 0.00 | 0.00 | 0.00 | 47,000.00 | 37,588.00 | 0.00      | 0.00 |
| 68B1  | Extindere si reabilitare Centru de Servicii Socio-Medicale   | I  | 12,739.00  | 12,739.00  | 0.00 | 0.00     | 0.00      | 12,739.00  | 0.00 | 0.00 | 0.00 | 0.00 | 0.00 | 0.00 | 0.00      | 0.00      | 0.00      | 0.00 |
|       |  | II | 12,739.00  | 2,000.00   | 0.00 | 0.00     | 2,000.00  | 0.00       | 0.00 | 0.00 | 0.00 | 0.00 | 0.00 | 0.00 | 6,000.00  | 4,739.00  | 0.00      | 0.00 |
| 68B2  | Executie Reconvertie hala existenta, refetadizare, modificare volumetrie sarpanta, schimbare de destinatie in centru social de zi, amenajari exterioare si imprejurime, organizare de santier, str. Plataniilor nr. 37 | I  | 12,739.00  | 12,739.00  | 0.00 | 0.00     | 0.00      | 12,739.00  | 0.00 | 0.00 | 0.00 | 0.00 | 0.00 | 0.00 | 0.00      | 0.00      | 0.00      | 0.00 |
|       |  | II | 12,739.00  | 2,000.00   | 0.00 | 0.00     | 2,000.00  | 0.00       | 0.00 | 0.00 | 0.00 | 0.00 | 0.00 | 0.00 | 6,000.00  | 4,739.00  | 0.00      | 0.00 |







|                        |  |    |           |           |      |           |      |           |          |          |           |           |           |
|------------------------|--|----|-----------|-----------|------|-----------|------|-----------|----------|----------|-----------|-----------|-----------|
| 70B5                   | Creșterea eficienței energetice în clădiri rezidențiale, respectiv a blocurilor de locuințe din municipiul Cluj-Napoca - ETAPA I - I componenta  | I  | 4,265.00  | 4,265.00  | 0.00 | 0.00      | 0.00 | 4,265.00  | 0.00     | 0.00     | 0.00      | 0.00      | 0.00      |
|                        |  | II | 4,265.00  | 1,500.00  | 0.00 | 0.00      | 0.00 | 1,500.00  | 0.00     | 0.00     | 2,765.00  | 0.00      | 0.00      |
| 70B6                   | Creșterea eficienței energetice în clădiri rezidențiale, respectiv a blocurilor de locuințe din municipiul Cluj-Napoca - ETAPA II-10 componente  | I  | 32,855.00 | 32,855.00 | 0.00 | 0.00      | 0.00 | 32,855.00 | 0.00     | 0.00     | 0.00      | 0.00      | 0.00      |
|                        |  | II | 32,855.00 | 15,000.00 | 0.00 | 0.00      | 0.00 | 15,000.00 | 0.00     | 0.00     | 17,855.00 | 0.00      | 0.00      |
| 70B7                   | Creșterea eficienței energetice și gestionarea inteligentă a energiei în infrastructura de iluminat public în municipiul Cluj-Napoca-etapa AFM II  | I  | 4,387.00  | 4,387.00  | 0.00 | 0.00      | 0.00 | 4,387.00  | 0.00     | 0.00     | 4,387.00  | 0.00      | 0.00      |
|                        |  | II | 4,387.00  | 4,387.00  | 0.00 | 0.00      | 0.00 | 4,387.00  | 0.00     | 0.00     | 4,387.00  | 0.00      | 0.00      |
| 70B8                   | Amplasare , bransare si racordare la utilitati toalete publice   | I  | 1,000.00  | 1,000.00  | 0.00 | 0.00      | 0.00 | 1,000.00  | 0.00     | 0.00     | 1,000.00  | 0.00      | 0.00      |
|                        |  | II | 1,000.00  | 1,000.00  | 0.00 | 0.00      | 0.00 | 1,000.00  | 0.00     | 0.00     | 1,000.00  | 0.00      | 0.00      |
| 70B9                   | Executie lucrari re tehnologizarea procesului de productie, transport si distributie a energiei termice in SACET Cluj-Napoca, in vederea cresterii eficientei energetice si reducerii emisiilor de gaze cu efect de sera CO2-Centrala termica de zona (CTZ) Someș nord reconfigurata LOTUL 2 - Insula de energie 1.3.4.Paia inclusiv retele de distributie aferente, volumul I-retele de transport si distributie-insula de energie Paia | I  | 80,786.00 | 80,786.00 | 0.00 | 0.00      | 0.00 | 80,786.00 | 0.00     | 0.00     | 80,786.00 | 0.00      | 0.00      |
|                        |  | II | 80,786.00 | 0.00      | 0.00 | 0.00      | 0.00 | 0.00      | 0.00     | 0.00     | 50,000.00 | 0.00      | 30,786.00 |
| 70B10                  | Retehnologizarea procesului de productie, transport si distributie a energiei termice in SACET Cluj-Napoca, in vederea cresterii eficientei energetice si reducerii emisiilor de gaze cu efect de sera CO2-Insula de energie LOTUL 2 - Insula de energie CTI Io Mănaștur-CTI7 Mănaștur, inclusiv retele de distributie aferente: vol.I : studiu de fezabilitate retele de transport si distributie-insula de energie Mănaștur            | I  | 34,008.00 | 34,008.00 | 0.00 | 0.00      | 0.00 | 34,008.00 | 0.00     | 0.00     | 34,008.00 | 0.00      | 0.00      |
|                        |  | II | 34,008.00 | 0.00      | 0.00 | 0.00      | 0.00 | 0.00      | 0.00     | 0.00     | 20,000.00 | 0.00      | 14,008.00 |
| B                      | SERVICIUL PUBLIC DE INTERES LOCAL PENTRU ADMINISTRAREA PARCĂRILOR  | I  | 26,015.00 | 26,015.00 | 0.00 | 26,015.00 | 0.00 | 26,015.00 | 0.00     | 0.00     | 0.00      | 0.00      | 0.00      |
|                        |  | II | 26,015.00 | 26,015.00 | 0.00 | 26,015.00 | 0.00 | 26,015.00 | 0.00     | 0.00     | 0.00      | 0.00      | 0.00      |
| 70B1                   | Construire Parking Gh. Dima si amenajari adiacente   | I  | 26,015.00 | 26,015.00 | 0.00 | 26,015.00 | 0.00 | 26,015.00 | 0.00     | 0.00     | 0.00      | 0.00      | 0.00      |
|                        |  | II | 26,015.00 | 26,015.00 | 0.00 | 26,015.00 | 0.00 | 26,015.00 | 0.00     | 0.00     | 0.00      | 0.00      | 0.00      |
| C                      | ACHIZIȚII DE BUNURI ȘI ALTE CHELTUIELI   | I  | 66,479.00 | 66,479.00 | 0.00 | 9,051.00  | 0.00 | 57,428.00 | 3,586.00 | 4,087.00 | 49,755.00 | 0.00      | 0.00      |
|                        |  | II | 77,285.00 | 52,640.00 | 0.00 | 9,216.00  | 0.00 | 43,424.00 | 2,009.00 | 4,039.00 | 37,376.00 | 17,565.00 | 4,030.00  |
| MUNICIPIUL CLUJ-NAPOCA |  | I  | 57,428.00 | 57,428.00 | 0.00 | 0.00      | 0.00 | 57,428.00 | 3,586.00 | 4,087.00 | 49,755.00 | 0.00      | 0.00      |
|                        |  | II | 68,069.00 | 43,424.00 | 0.00 | 0.00      | 0.00 | 43,424.00 | 2,009.00 | 4,039.00 | 37,376.00 | 17,565.00 | 4,030.00  |
| 70C1                   | Dotari urbane  | I  | 5,157.00  | 5,157.00  | 0.00 | 0.00      | 0.00 | 5,157.00  | 0.00     | 0.00     | 5,157.00  | 0.00      | 0.00      |
|                        |  | II | 6,006.00  | 6,006.00  | 0.00 | 0.00      | 0.00 | 6,006.00  | 0.00     | 0.00     | 6,006.00  | 0.00      | 0.00      |
| 70C2                   | Servicii de urmarire a comportarii in timp a cladirilor, elaborare expertiza tehnica, studii geo si studii topo, la corpurile de cladire aferente Centrului Regional de excelența pentru studii create, cartier Lomb   | I  | 330.00    | 330.00    | 0.00 | 0.00      | 0.00 | 330.00    | 0.00     | 0.00     | 330.00    | 0.00      | 0.00      |
|                        |  | II | 330.00    | 330.00    | 0.00 | 0.00      | 0.00 | 330.00    | 0.00     | 0.00     | 330.00    | 0.00      | 0.00      |
| 70C3                   | Expertiza, DALI, PT, DTAC, div.studii-Energie regenerabila in cladirile municipale din Cluj-Napoca (referinta 2021/320828, finantat din fonduri Norvegiene)  | I  | 9.00      | 9.00      | 0.00 | 0.00      | 0.00 | 9.00      | 0.00     | 0.00     | 9.00      | 0.00      | 0.00      |
|                        |  | II | 9.00      | 9.00      | 0.00 | 0.00      | 0.00 | 9.00      | 0.00     | 0.00     | 9.00      | 0.00      | 0.00      |



|       |   |    |          |          |      |      |          |          |          |      |          |          |        |      |
|-------|---|----|----------|----------|------|------|----------|----------|----------|------|----------|----------|--------|------|
| 70C4  | PT, DTAC, div.studii-Creșterea eficienței energetice a blocurilor de locuințe din Municipiul Cluj-Napoca, GRUP 10   | I  | 30.00    | 30.00    | 0.00 | 0.00 | 0.00     | 30.00    | 0.00     | 0.00 | 0.00     | 0.00     | 0.00   | 0.00 |
|       |   | II | 30.00    | 30.00    | 0.00 | 0.00 | 0.00     | 30.00    | 0.00     | 0.00 | 0.00     | 0.00     | 0.00   | 0.00 |
| 70C5  | PUZ, SF, P.T., DTE.Amenajare coridor de mobilitate urbana durabila (pietonal si velo) de-a lungul raului Someș  | I  | 6,973.00 | 6,973.00 | 0.00 | 0.00 | 6,973.00 | 0.00     | 6,973.00 | 0.00 | 0.00     | 0.00     | 0.00   | 0.00 |
|       |   | II | 6,973.00 | 6,973.00 | 0.00 | 0.00 | 6,973.00 | 0.00     | 6,973.00 | 0.00 | 0.00     | 0.00     | 0.00   | 0.00 |
| 70C6  | Proiectare, DATC, PT, DDE, diverse studii ECHIPARE TEHNICO-EDILITARĂ în cadrul proiectului complex - Dezvoltare infrastructura educationala si de sanatate, infrastructura sportiva si amenajare padure-parc în cartierul Bothanci, Cluj-Napoca   | I  | 1,750.00 | 1,750.00 | 0.00 | 0.00 | 1,750.00 | 0.00     | 1,750.00 | 0.00 | 0.00     | 0.00     | 0.00   | 0.00 |
|       |   | II | 2,270.00 | 2,270.00 | 0.00 | 0.00 | 2,270.00 | 0.00     | 2,270.00 | 0.00 | 0.00     | 0.00     | 0.00   | 0.00 |
| 70C7  | PUD, SF, PT, DDE, diverse studii Imobil (cu functiuni publice si) locuinte sociale str. Sobanilor nr. 31  | I  | 157.00   | 157.00   | 0.00 | 0.00 | 157.00   | 0.00     | 157.00   | 0.00 | 0.00     | 0.00     | 0.00   | 0.00 |
|       |   | II | 350.00   | 350.00   | 0.00 | 0.00 | 350.00   | 0.00     | 350.00   | 0.00 | 0.00     | 0.00     | 0.00   | 0.00 |
| 70C8  | SF, PT, expropriere teren zona centru integrat colectare deseuri prin aport voluntar  | I  | 50.00    | 50.00    | 0.00 | 0.00 | 50.00    | 0.00     | 50.00    | 0.00 | 0.00     | 0.00     | 0.00   | 0.00 |
|       |   | II | 50.00    | 50.00    | 0.00 | 0.00 | 50.00    | 0.00     | 50.00    | 0.00 | 0.00     | 0.00     | 0.00   | 0.00 |
| 70C9  | S.F., P.T. Creșterea eficienței energetice în clădiri rezidențiale, respectiv a blocurilor de locuințe din munc Cluj-Napoca   | I  | 3,597.00 | 3,597.00 | 0.00 | 0.00 | 3,597.00 | 3,577.00 | 20.00    | 0.00 | 0.00     | 0.00     | 0.00   | 0.00 |
|       |   | II | 3,597.00 | 2,020.00 | 0.00 | 0.00 | 2,020.00 | 2,000.00 | 20.00    | 0.00 | 0.00     | 1,577.00 | 0.00   | 0.00 |
| 70C10 | Reactualizare PLAN URBANISTIC GENERAL   | I  | 5,950.00 | 5,950.00 | 0.00 | 0.00 | 5,950.00 | 0.00     | 5,950.00 | 0.00 | 0.00     | 0.00     | 0.00   | 0.00 |
|       |   | II | 5,950.00 | 2,500.00 | 0.00 | 0.00 | 2,500.00 | 0.00     | 2,500.00 | 0.00 | 0.00     | 2,300.00 | 950.00 | 0.00 |
| 70C11 | SF, PT div studii rețehnologizarea procesului de producere, transport și distribuție a energiei termice în SACET Cluj-Napoca, în vederea creșterii eficienței energetice și reducerii emisiilor de gaze cu efect de seră CO2-Centrala termică de zona (CTZ) Someș nord reconfigurata LOTUL 2 - Insula de energie 1,3.4.Pata inclusiv rețele de distribuție aferente, volumul I-rețele de transport și distribuție-insula de energie Pata      | I  | 1,336.00 | 1,336.00 | 0.00 | 0.00 | 1,336.00 | 0.00     | 1,336.00 | 0.00 | 0.00     | 0.00     | 0.00   | 0.00 |
|       |   | II | 1,336.00 | 1,336.00 | 0.00 | 0.00 | 1,336.00 | 0.00     | 1,336.00 | 0.00 | 0.00     | 0.00     | 0.00   | 0.00 |
| 70C12 | SF, PT div. Studii rețehnologizarea procesului de producere, transport și distribuție a energiei termice în SACET Cluj-Napoca, în vederea creșterii eficienței energetice și reducerii emisiilor de gaze cu efect de seră CO2-Insule de energie LOTUL 2 - Insula de energie CTI6 Manastur-CTI7 Manastur, inclusiv rețele de distribuție aferente: vol.I: studiu de fezabilitate rețele de transport și distribuție-insula de energie Manastur | I  | 555.00   | 555.00   | 0.00 | 0.00 | 555.00   | 0.00     | 555.00   | 0.00 | 0.00     | 0.00     | 0.00   | 0.00 |
|       |   | II | 555.00   | 555.00   | 0.00 | 0.00 | 555.00   | 0.00     | 555.00   | 0.00 | 0.00     | 0.00     | 0.00   | 0.00 |
| 70C13 | S.F., PUZ, PUD, PT, diverse studii Aqua Park  | I  | 283.00   | 283.00   | 0.00 | 0.00 | 283.00   | 0.00     | 283.00   | 0.00 | 0.00     | 0.00     | 0.00   | 0.00 |
|       |   | II | 780.00   | 780.00   | 0.00 | 0.00 | 780.00   | 0.00     | 780.00   | 0.00 | 0.00     | 0.00     | 0.00   | 0.00 |
| 70C14 | Div. Studii și servicii insule ecologice digitalizate supraterane- Runda I  | I  | 1,474.00 | 1,474.00 | 0.00 | 0.00 | 1,474.00 | 0.00     | 1,474.00 | 0.00 | 1,224.00 | 0.00     | 0.00   | 0.00 |
|       |   | II | 1,474.00 | 1,474.00 | 0.00 | 0.00 | 1,474.00 | 0.00     | 1,474.00 | 0.00 | 1,224.00 | 0.00     | 0.00   | 0.00 |
| 70C15 | SF, PT, DTAC, Div. Studii și servicii, asist.rehln insule ecologice digitalizate subterane - Runda I  | I  | 822.00   | 822.00   | 0.00 | 0.00 | 822.00   | 0.00     | 822.00   | 0.00 | 732.00   | 0.00     | 0.00   | 0.00 |
|       |   | II | 898.00   | 898.00   | 0.00 | 0.00 | 898.00   | 0.00     | 898.00   | 0.00 | 732.00   | 0.00     | 0.00   | 0.00 |





|       |   |    |        |        |      |      |      |      |        |      |      |        |        |      |      |
|-------|---|----|--------|--------|------|------|------|------|--------|------|------|--------|--------|------|------|
| 70C32 | Exp., SF, DALI, PT, div. Studii modernizare, consolidare și reabilitare imobile aflate în proprietatea Statului Român - str. I.C. Brătianu nr. 13-15  | I  | 320.00 | 320.00 | 0.00 | 0.00 | 0.00 | 0.00 | 320.00 | 0.00 | 0.00 | 320.00 | 0.00   | 0.00 | 0.00 |
|       |   | II | 320.00 | 200.00 | 0.00 | 0.00 | 0.00 | 0.00 | 200.00 | 0.00 | 0.00 | 200.00 | 120.00 | 0.00 | 0.00 |
| 70C33 | S.F., P.T. Amenajare toalete ecologice în munc. Cluj-Napoca   | I  | 0.00   | 0.00   | 0.00 | 0.00 | 0.00 | 0.00 | 0.00   | 0.00 | 0.00 | 0.00   | 0.00   | 0.00 | 0.00 |
|       |   | II | 98.00  | 98.00  | 0.00 | 0.00 | 0.00 | 0.00 | 98.00  | 0.00 | 0.00 | 98.00  | 0.00   | 0.00 | 0.00 |
| 70C34 | Expertiza, SF, DALI, PT, diverse studii, modernizare, consolidare și reabilitare imobile aflate în proprietatea Statului Român - B-dul Eroilor nr. 2  | I  | 320.00 | 320.00 | 0.00 | 0.00 | 0.00 | 0.00 | 320.00 | 0.00 | 0.00 | 320.00 | 0.00   | 0.00 | 0.00 |
|       |   | II | 320.00 | 200.00 | 0.00 | 0.00 | 0.00 | 0.00 | 200.00 | 0.00 | 0.00 | 200.00 | 120.00 | 0.00 | 0.00 |
| 70C35 | SF, PT, Creșterea eficienței energetice în clădiri rezidențiale, respectiv a blocurilor de locuințe din munc. Cluj-Napoca -ETAPA II-10 componente   | I  | 731.00 | 731.00 | 0.00 | 0.00 | 0.00 | 0.00 | 731.00 | 0.00 | 0.00 | 731.00 | 0.00   | 0.00 | 0.00 |
|       |   | II | 731.00 | 200.00 | 0.00 | 0.00 | 0.00 | 0.00 | 200.00 | 0.00 | 0.00 | 200.00 | 531.00 | 0.00 | 0.00 |
| 70C36 | SF, PT, Creșterea eficienței energetice în clădiri rezidențiale, respectiv a blocurilor de locuințe din munc. Cluj-Napoca -ETAPA I-E- 1 componenta  | I  | 150.00 | 150.00 | 0.00 | 0.00 | 0.00 | 0.00 | 150.00 | 0.00 | 0.00 | 150.00 | 0.00   | 0.00 | 0.00 |
|       |   | II | 150.00 | 100.00 | 0.00 | 0.00 | 0.00 | 0.00 | 100.00 | 0.00 | 0.00 | 100.00 | 50.00  | 0.00 | 0.00 |
| 70C37 | SF, PT, Creșterea eficienței energetice în clădiri rezidențiale, respectiv a blocurilor de locuințe din munc. Cluj-Napoca -Etapa I - 4 componente   | I  | 300.00 | 300.00 | 0.00 | 0.00 | 0.00 | 0.00 | 300.00 | 0.00 | 0.00 | 300.00 | 0.00   | 0.00 | 0.00 |
|       |   | II | 300.00 | 200.00 | 0.00 | 0.00 | 0.00 | 0.00 | 200.00 | 0.00 | 0.00 | 200.00 | 100.00 | 0.00 | 0.00 |
| 70C38 | SF, PT, Creșterea eficienței energetice în clădiri rezidențiale, respectiv a blocurilor de locuințe din munc. Cluj-Napoca -ETAPA I- 1 componenta  | I  | 150.00 | 150.00 | 0.00 | 0.00 | 0.00 | 0.00 | 150.00 | 0.00 | 0.00 | 150.00 | 0.00   | 0.00 | 0.00 |
|       |   | II | 150.00 | 100.00 | 0.00 | 0.00 | 0.00 | 0.00 | 100.00 | 0.00 | 0.00 | 100.00 | 50.00  | 0.00 | 0.00 |
| 70C39 | Div. Studii și servicii, insule ecologice digitalizate supraterane-Runda II   | I  | 398.00 | 398.00 | 0.00 | 0.00 | 0.00 | 0.00 | 398.00 | 0.00 | 0.00 | 398.00 | 70.00  | 0.00 | 0.00 |
|       |   | II | 398.00 | 398.00 | 0.00 | 0.00 | 0.00 | 0.00 | 398.00 | 0.00 | 0.00 | 398.00 | 70.00  | 0.00 | 0.00 |
| 70C40 | DTAC, PT diverse studii, amplasare terase pentru alimentație publică în zona centrală a mun. Cluj-Napoca  | I  | 330.00 | 330.00 | 0.00 | 0.00 | 0.00 | 0.00 | 330.00 | 0.00 | 0.00 | 330.00 | 0.00   | 0.00 | 0.00 |
|       |   | II | 330.00 | 330.00 | 0.00 | 0.00 | 0.00 | 0.00 | 330.00 | 0.00 | 0.00 | 330.00 | 0.00   | 0.00 | 0.00 |
| 70C41 | SF, PT, DTAC div studii și servicii, asist. tehnică- infintare centru integrat de colectare prin aport voluntar Runda I, CAV mare   | I  | 426.00 | 426.00 | 0.00 | 0.00 | 0.00 | 0.00 | 426.00 | 0.00 | 0.00 | 426.00 | 0.00   | 0.00 | 0.00 |
|       |   | II | 965.00 | 965.00 | 0.00 | 0.00 | 0.00 | 0.00 | 965.00 | 0.00 | 0.00 | 965.00 | 0.00   | 0.00 | 0.00 |
| 70C42 | SF, PT, DTAC div studii și servicii, asist. tehnică- infintare centru de colectare prin aport voluntar-Runda I, CAV mic   | I  | 46.00  | 46.00  | 0.00 | 0.00 | 0.00 | 0.00 | 46.00  | 0.00 | 0.00 | 46.00  | 0.00   | 0.00 | 0.00 |
|       |   | II | 190.00 | 190.00 | 0.00 | 0.00 | 0.00 | 0.00 | 190.00 | 0.00 | 0.00 | 190.00 | 0.00   | 0.00 | 0.00 |
| 70C43 | Servicii de analiză și consultanță tehnică în vederea realizării studiului de oportunitate, a documentației de atribuire și evaluare a ofertelor pentru delegarea serviciului public de salubritate stradală și deszapezire a municipiului Cluj-Napoca- sector Est și sector Vest | I  | 270.00 | 270.00 | 0.00 | 0.00 | 0.00 | 0.00 | 270.00 | 0.00 | 0.00 | 270.00 | 0.00   | 0.00 | 0.00 |
|       |   | II | 270.00 | 270.00 | 0.00 | 0.00 | 0.00 | 0.00 | 270.00 | 0.00 | 0.00 | 270.00 | 0.00   | 0.00 | 0.00 |
| 70C44 | SF, PT, Creșterea eficienței energetice și gestionarea inteligentă a energiei în infrastructura de iluminat public în municipiul Cluj-Napoca-etapa AFM II   | I  | 13.00  | 13.00  | 0.00 | 0.00 | 0.00 | 0.00 | 13.00  | 0.00 | 0.00 | 13.00  | 0.00   | 0.00 | 0.00 |
|       |   | II | 13.00  | 13.00  | 0.00 | 0.00 | 0.00 | 0.00 | 13.00  | 0.00 | 0.00 | 13.00  | 0.00   | 0.00 | 0.00 |

|       |  |    |        |        |      |      |      |      |      |        |      |      |      |      |      |        |      |      |       |
|-------|--|----|--------|--------|------|------|------|------|------|--------|------|------|------|------|------|--------|------|------|-------|
| 70C45 | SF/DALI, DTAC, PT, DDE div. Studii - Amenajare p-ta Avram Iancu, zona catedrala  | I  | 330.00 | 330.00 | 0.00 | 0.00 | 0.00 | 0.00 | 0.00 | 330.00 | 0.00 | 0.00 | 0.00 | 0.00 | 0.00 | 0.00   | 0.00 |      |       |
|       |  | II | 330.00 | 330.00 | 0.00 | 0.00 | 0.00 | 0.00 | 0.00 | 330.00 | 0.00 | 0.00 | 0.00 | 0.00 | 0.00 | 0.00   | 0.00 | 0.00 |       |
| 70C46 | SF, DTAC, PT, DDE div. Studii - amenajare platou sala sporturilor  | I  | 330.00 | 330.00 | 0.00 | 0.00 | 0.00 | 0.00 | 0.00 | 330.00 | 0.00 | 0.00 | 0.00 | 0.00 | 0.00 | 0.00   | 0.00 | 0.00 |       |
|       |  | II | 330.00 | 330.00 | 0.00 | 0.00 | 0.00 | 0.00 | 0.00 | 330.00 | 0.00 | 0.00 | 0.00 | 0.00 | 0.00 | 0.00   | 0.00 | 0.00 |       |
| 70C47 | Exp., SF, DALI, PT, div.studii - modernizare, consolidare si reabilitare imobil aflat in proprietatea Statului Roman ( str. A. Saguna nr. 22)  | I  | 320.00 | 320.00 | 0.00 | 0.00 | 0.00 | 0.00 | 0.00 | 320.00 | 0.00 | 0.00 | 0.00 | 0.00 | 0.00 | 0.00   | 0.00 | 0.00 |       |
|       |  | II | 320.00 | 100.00 | 0.00 | 0.00 | 0.00 | 0.00 | 0.00 | 100.00 | 0.00 | 0.00 | 0.00 | 0.00 | 0.00 | 220.00 | 0.00 | 0.00 | 0.00  |
| 70C48 | Exp., SF, DALI, PT, div.studii - modernizare, consolidare si reabilitare imobil aflat in proprietatea Statului Roman ( str. Potiassa nr. 15)   | I  | 320.00 | 320.00 | 0.00 | 0.00 | 0.00 | 0.00 | 0.00 | 320.00 | 0.00 | 0.00 | 0.00 | 0.00 | 0.00 | 0.00   | 0.00 | 0.00 |       |
|       |  | II | 320.00 | 200.00 | 0.00 | 0.00 | 0.00 | 0.00 | 0.00 | 200.00 | 0.00 | 0.00 | 0.00 | 0.00 | 0.00 | 120.00 | 0.00 | 0.00 | 0.00  |
| 70C49 | Exp., SF, DALI, PT, div.studii - modernizare, consolidare si reabilitare imobil aflat in proprietatea Statului Roman   | I  | 320.00 | 320.00 | 0.00 | 0.00 | 0.00 | 0.00 | 0.00 | 320.00 | 0.00 | 0.00 | 0.00 | 0.00 | 0.00 | 0.00   | 0.00 | 0.00 |       |
|       |  | II | 320.00 | 80.00  | 0.00 | 0.00 | 0.00 | 0.00 | 0.00 | 80.00  | 0.00 | 0.00 | 0.00 | 0.00 | 0.00 | 80.00  | 0.00 | 0.00 | 80.00 |
| 70C30 | SF, PT div. Studii : retehnologizarea procesului de productie, transport si distributie a energiei termice in SACET Cluj-Napoca, in vederea cresterii eficientei energetice si reducerii emisiilor de gaze cu efect de sera.CO2-Insule de energie CT5 Gheorgheni - CT6 Gheorgheni - CT7 Gheorgheni | I  | 655.00 | 655.00 | 0.00 | 0.00 | 0.00 | 0.00 | 0.00 | 655.00 | 0.00 | 0.00 | 0.00 | 0.00 | 0.00 | 0.00   | 0.00 | 0.00 | 0.00  |
|       |  | II | 655.00 | 120.00 | 0.00 | 0.00 | 0.00 | 0.00 | 0.00 | 120.00 | 0.00 | 0.00 | 0.00 | 0.00 | 0.00 | 535.00 | 0.00 | 0.00 | 0.00  |
| 70C51 | SF, PT div. Studii : retehnologizarea procesului de productie, transport si distributie a energiei termice in SACET Cluj-Napoca, in vederea cresterii eficientei energetice si reducerii emisiilor de gaze cu efect de sera.CO2-Insule de energie CT9 Gheorgheni - CT10 Gheorgheni                 | I  | 525.00 | 525.00 | 0.00 | 0.00 | 0.00 | 0.00 | 0.00 | 525.00 | 0.00 | 0.00 | 0.00 | 0.00 | 0.00 | 0.00   | 0.00 | 0.00 | 0.00  |
|       |  | II | 525.00 | 120.00 | 0.00 | 0.00 | 0.00 | 0.00 | 0.00 | 120.00 | 0.00 | 0.00 | 0.00 | 0.00 | 0.00 | 405.00 | 0.00 | 0.00 | 0.00  |
| 70C52 | SF, PT div. Studii : retehnologizarea procesului de productie, transport si distributie a energiei termice in SACET Cluj-Napoca, in vederea cresterii eficientei energetice si reducerii emisiilor de gaze cu efect de sera.CO2-Insule de energie CT8 Manastur - CT10 Manastur                     | I  | 485.00 | 485.00 | 0.00 | 0.00 | 0.00 | 0.00 | 0.00 | 485.00 | 0.00 | 0.00 | 0.00 | 0.00 | 0.00 | 0.00   | 0.00 | 0.00 | 0.00  |
|       |  | II | 485.00 | 120.00 | 0.00 | 0.00 | 0.00 | 0.00 | 0.00 | 120.00 | 0.00 | 0.00 | 0.00 | 0.00 | 0.00 | 365.00 | 0.00 | 0.00 | 0.00  |
| 70C53 | SF, PT div. Studii : retehnologizarea procesului de productie, transport si distributie a energiei termice in SACET Cluj-Napoca, in vederea cresterii eficientei energetice si reducerii emisiilor de gaze cu efect de sera.CO2-Insule de energie CT5 Manastur - CT20 Manastur                     | I  | 570.00 | 570.00 | 0.00 | 0.00 | 0.00 | 0.00 | 0.00 | 570.00 | 0.00 | 0.00 | 0.00 | 0.00 | 0.00 | 0.00   | 0.00 | 0.00 | 0.00  |
|       |  | II | 570.00 | 120.00 | 0.00 | 0.00 | 0.00 | 0.00 | 0.00 | 120.00 | 0.00 | 0.00 | 0.00 | 0.00 | 0.00 | 450.00 | 0.00 | 0.00 | 0.00  |
| 70C54 | SF, PT div. Studii : retehnologizarea procesului de productie, transport si distributie a energiei termice in SACET Cluj-Napoca, in vederea cresterii eficientei energetice si reducerii emisiilor de gaze cu efect de sera.CO2-Insule de energie CT2 Manastur - CT3 Manastur-CT4 Manastur         | I  | 780.00 | 780.00 | 0.00 | 0.00 | 0.00 | 0.00 | 0.00 | 780.00 | 0.00 | 0.00 | 0.00 | 0.00 | 0.00 | 0.00   | 0.00 | 0.00 | 0.00  |
|       |  | II | 780.00 | 120.00 | 0.00 | 0.00 | 0.00 | 0.00 | 0.00 | 120.00 | 0.00 | 0.00 | 0.00 | 0.00 | 0.00 | 660.00 | 0.00 | 0.00 | 0.00  |
| 70C55 | SF, PT div. Studii : retehnologizarea procesului de productie, transport si distributie a energiei termice in SACET Cluj-Napoca, in vederea cresterii eficientei energetice si reducerii emisiilor de gaze cu efect de sera.CO2-Insule de energie CT12 Manastur - CT13 Manastur                    | I  | 515.00 | 515.00 | 0.00 | 0.00 | 0.00 | 0.00 | 0.00 | 515.00 | 0.00 | 0.00 | 0.00 | 0.00 | 0.00 | 0.00   | 0.00 | 0.00 | 0.00  |
|       |  | II | 515.00 | 120.00 | 0.00 | 0.00 | 0.00 | 0.00 | 0.00 | 120.00 | 0.00 | 0.00 | 0.00 | 0.00 | 0.00 | 395.00 | 0.00 | 0.00 | 0.00  |
| 70C56 | SF, PT div. Studii : retehnologizarea procesului de productie, transport si distributie a energiei termice in SACET Cluj-Napoca, in vederea cresterii eficientei energetice si reducerii emisiilor de gaze cu efect de sera.CO2-Insule de energie CT14 Manastur - CT15 Manastur                    | I  | 430.00 | 430.00 | 0.00 | 0.00 | 0.00 | 0.00 | 0.00 | 430.00 | 0.00 | 0.00 | 0.00 | 0.00 | 0.00 | 0.00   | 0.00 | 0.00 | 0.00  |
|       |  | II | 430.00 | 120.00 | 0.00 | 0.00 | 0.00 | 0.00 | 0.00 | 120.00 | 0.00 | 0.00 | 0.00 | 0.00 | 0.00 | 310.00 | 0.00 | 0.00 | 0.00  |



|       |  |    |           |           |      |           |           |          |           |          |        |      |
|-------|--|----|-----------|-----------|------|-----------|-----------|----------|-----------|----------|--------|------|
| 70C57 | SF, PT div. Studii tehnologizarea procesului de producere, transport si distributie a energiei termice in SACET Cluj-Napoca, in vederea cresterii eficientei energetice si reducerii emisiilor de gaze cu efect de sera CO2-Insule de energie CT4 Grigorescu - CTS Grigorescu-CT9 Grigorescu | I  | 735.00    | 735.00    | 0.00 | 0.00      | 735.00    | 0.00     | 0.00      | 735.00   | 0.00   | 0.00 |
|       |  | II | 735.00    | 120.00    | 0.00 | 0.00      | 120.00    | 0.00     | 0.00      | 120.00   | 615.00 | 0.00 |
| 70C58 | SF, PT div. Studii tehnologizarea procesului de producere, transport si distributie a energiei termice in SACET Cluj-Napoca, in vederea cresterii eficientei energetice si reducerii emisiilor de gaze cu efect de sera CO2-Insule de energie CT3 Zorilor - CT4 Zorilor                      | I  | 825.00    | 825.00    | 0.00 | 0.00      | 825.00    | 0.00     | 0.00      | 825.00   | 0.00   | 0.00 |
|       |  | II | 825.00    | 120.00    | 0.00 | 0.00      | 120.00    | 0.00     | 0.00      | 120.00   | 705.00 | 0.00 |
| 70C59 | SF, DTAC, PT, DDE div. Studii -Amenajare cimitir de animale in municipiul Cluj-Napoca  | I  | 330.00    | 330.00    | 0.00 | 0.00      | 330.00    | 0.00     | 0.00      | 330.00   | 0.00   | 0.00 |
|       |  | II | 330.00    | 330.00    | 0.00 | 0.00      | 330.00    | 0.00     | 0.00      | 330.00   | 0.00   | 0.00 |
| C     | SERVICIUL PUBLIC DE INTERES LOCAL PENTRU ADMINISTRAREA PARCARIILOR   | I  | 9,051.00  | 9,051.00  | 0.00 | 9,051.00  | 0.00      | 0.00     | 0.00      | 0.00     | 0.00   | 0.00 |
|       |  | II | 9,216.00  | 9,216.00  | 0.00 | 9,216.00  | 0.00      | 0.00     | 0.00      | 0.00     | 0.00   | 0.00 |
| 70C1  | Dotari independente  | I  | 9,051.00  | 9,051.00  | 0.00 | 9,051.00  | 0.00      | 0.00     | 0.00      | 0.00     | 0.00   | 0.00 |
|       |  | II | 9,051.00  | 9,051.00  | 0.00 | 9,051.00  | 0.00      | 0.00     | 0.00      | 0.00     | 0.00   | 0.00 |
| 70C2  | PUD, S.F., P.T. div. studii, Construire Parking Gh. Dima si amenajari adiacente  | I  | 0.00      | 0.00      | 0.00 | 0.00      | 0.00      | 0.00     | 0.00      | 0.00     | 0.00   | 0.00 |
|       |  | II | 165.00    | 165.00    | 0.00 | 165.00    | 0.00      | 0.00     | 0.00      | 0.00     | 0.00   | 0.00 |
| 74    | PROTECTIA MEDIULUI   | I  | 88,869.00 | 88,869.00 | 0.00 | 12,206.00 | 76,663.00 | 0.00     | 71,759.00 | 4,904.00 | 0.00   | 0.00 |
|       |  | II | 90,137.00 | 89,793.00 | 0.00 | 12,206.00 | 77,587.00 | 0.00     | 72,117.00 | 5,470.00 | 344.00 | 0.00 |
| A     | LUCRĂRI ÎN CONTINUARE  | I  | 70,374.00 | 70,374.00 | 0.00 | 0.00      | 70,374.00 | 0.00     | 65,530.00 | 4,844.00 | 0.00   | 0.00 |
|       |  | II | 70,865.00 | 70,851.00 | 0.00 | 0.00      | 70,851.00 | 0.00     | 65,888.00 | 4,963.00 | 14.00  | 0.00 |
| 74A1  | Sistem de management integrat al deseurilor Cluj   | I  | 4,500.00  | 4,500.00  | 0.00 | 0.00      | 4,500.00  | 0.00     | 0.00      | 4,500.00 | 0.00   | 0.00 |
|       |  | II | 4,500.00  | 4,500.00  | 0.00 | 0.00      | 4,500.00  | 0.00     | 0.00      | 4,500.00 | 0.00   | 0.00 |
| 74A2  | Infintarea unui centru integrat de colectare prin aport voluntar - Runda I, CAV mare   | I  | 31,387.00 | 31,387.00 | 0.00 | 0.00      | 31,387.00 | 0.00     | 31,387.00 | 0.00     | 0.00   | 0.00 |
|       |  | II | 31,685.00 | 31,685.00 | 0.00 | 0.00      | 31,685.00 | 0.00     | 31,685.00 | 0.00     | 0.00   | 0.00 |
| 74A3  | Infintare centru de colectare prin aport voluntar-Runda I, CAV mic   | I  | 4,310.00  | 4,310.00  | 0.00 | 0.00      | 4,310.00  | 0.00     | 4,310.00  | 0.00     | 0.00   | 0.00 |
|       |  | II | 4,370.00  | 4,370.00  | 0.00 | 0.00      | 4,370.00  | 0.00     | 4,370.00  | 0.00     | 0.00   | 0.00 |
| 74A4  | Construire de insule ecologice digitalizate subterane-Runda I  | I  | 6,930.00  | 6,930.00  | 0.00 | 0.00      | 6,930.00  | 0.00     | 6,586.00  | 344.00   | 0.00   | 0.00 |
|       |  | II | 7,003.00  | 6,989.00  | 0.00 | 0.00      | 6,989.00  | 0.00     | 6,586.00  | 403.00   | 14.00  | 0.00 |
| 74A5  | Construire de insule ecologice digitalizate supraaterane-Runda I   | I  | 23,247.00 | 23,247.00 | 0.00 | 0.00      | 23,247.00 | 0.00     | 23,247.00 | 0.00     | 0.00   | 0.00 |
|       |  | II | 23,307.00 | 23,307.00 | 0.00 | 0.00      | 23,307.00 | 0.00     | 23,247.00 | 60.00    | 0.00   | 0.00 |
| B     | LUCRĂRI NOI  | I  | 16,195.00 | 16,195.00 | 0.00 | 0.00      | 9,906.00  | 6,289.00 | 0.00      | 6,229.00 | 0.00   | 0.00 |
|       |  | II | 16,195.00 | 16,195.00 | 0.00 | 0.00      | 9,906.00  | 6,289.00 | 0.00      | 6,229.00 | 0.00   | 0.00 |
| 74B1  | Rampa temporara dezafectata, comunitate clujeana protejata( RTD-CCP)   | I  | 9,906.00  | 9,906.00  | 0.00 | 0.00      | 9,906.00  | 0.00     | 0.00      | 0.00     | 0.00   | 0.00 |
|       |  | II | 9,906.00  | 9,906.00  | 0.00 | 0.00      | 9,906.00  | 0.00     | 0.00      | 0.00     | 0.00   | 0.00 |



|      |   |    |              |            |          |      |            |             |           |            |            |            |          |
|------|---|----|--------------|------------|----------|------|------------|-------------|-----------|------------|------------|------------|----------|
| 74B2 | Construirea de insule ecologice digitalizate supraterane-Runda II   | I  | 6,289.00     | 6,289.00   | 0.00     | 0.00 | 6,289.00   | 0.00        | 6,229.00  | 60.00      | 0.00       | 0.00       | 0.00     |
|      |   | II | 6,289.00     | 6,289.00   | 0.00     | 0.00 | 6,289.00   | 0.00        | 6,229.00  | 60.00      | 0.00       | 0.00       | 0.00     |
| C    | ACHIZITIILE DE BUNURI SI ALTE CHELTUIELI  | I  | 2,300.00     | 2,300.00   | 0.00     | 0.00 | 2,300.00   | 0.00        | 0.00      | 0.00       | 0.00       | 0.00       | 0.00     |
|      |   | II | 3,077.00     | 2,747.00   | 0.00     | 0.00 | 2,300.00   | 0.00        | 0.00      | 447.00     | 330.00     | 0.00       | 0.00     |
|      | MUNICIPIUL CLUJ-NAPOCA  | I  | 2,300.00     | 2,300.00   | 0.00     | 0.00 | 2,300.00   | 0.00        | 0.00      | 0.00       | 0.00       | 0.00       | 0.00     |
|      |   | II | 3,077.00     | 2,747.00   | 0.00     | 0.00 | 2,300.00   | 0.00        | 0.00      | 447.00     | 330.00     | 0.00       | 0.00     |
| 74C1 | Managementul protecului, div. Servicii consultanta-Rampa temporara dezafectata, comunitate clujiana protejata( RID-CCP), diverse studii si servicii | I  | 2,300.00     | 2,300.00   | 0.00     | 0.00 | 2,300.00   | 0.00        | 0.00      | 0.00       | 0.00       | 0.00       | 0.00     |
|      |   | II | 2,300.00     | 2,300.00   | 0.00     | 0.00 | 2,300.00   | 0.00        | 0.00      | 0.00       | 0.00       | 0.00       | 0.00     |
| 74C2 | Registru de spatii verzi ( sistem informatic geografic GIS)   | I  | 0.00         | 0.00       | 0.00     | 0.00 | 0.00       | 0.00        | 0.00      | 0.00       | 0.00       | 0.00       | 0.00     |
|      |   | II | 682.00       | 352.00     | 0.00     | 0.00 | 352.00     | 0.00        | 0.00      | 352.00     | 330.00     | 0.00       | 0.00     |
| 74C3 | Harta de zgornot si plan de actiune pentru combaterea zgornotului   | I  | 0.00         | 0.00       | 0.00     | 0.00 | 0.00       | 0.00        | 0.00      | 0.00       | 0.00       | 0.00       | 0.00     |
|      |   | II | 95.00        | 95.00      | 0.00     | 0.00 | 95.00      | 0.00        | 0.00      | 95.00      | 0.00       | 0.00       | 0.00     |
| 84   | TRANSPORTURI  | I  | 783,720.00   | 783,720.00 | 0.00     | 0.00 | 783,720.00 | 319,621.00  | 97,452.00 | 366,647.00 | 0.00       | 0.00       | 0.00     |
|      |   | II | 1,058,689.09 | 462,247.09 | 7,419.09 | 0.00 | 454,828.00 | 1,69,228.00 | 93,152.00 | 192,448.00 | 463,171.00 | 130,071.00 | 3,200.00 |
| A    | LUCRARI ÎN CONTINUARE   | I  | 98,559.00    | 98,559.00  | 0.00     | 0.00 | 98,559.00  | 30,542.00   | 3,573.00  | 64,444.00  | 0.00       | 0.00       | 0.00     |
|      |   | II | 275,349.09   | 233,102.09 | 7,419.09 | 0.00 | 225,683.00 | 133,630.00  | 3,573.00  | 88,480.00  | 42,247.00  | 0.00       | 0.00     |
| 84A1 | Reamenajarea unor strazi si spatii urbane:O. Petrovici si Parcul I.L. Caragiale si zone adiacente (Centru)  | I  | 4,902.00     | 4,902.00   | 0.00     | 0.00 | 4,902.00   | 4,902.00    | 0.00      | 0.00       | 0.00       | 0.00       | 0.00     |
|      |   | II | 23,318.00    | 20,932.00  | 0.00     | 0.00 | 20,932.00  | 20,932.00   | 0.00      | 0.00       | 2,386.00   | 0.00       | 0.00     |
| 84A2 | Modernizare strada Valea Seaca din municipiul Cluj Napoca   | I  | 12,939.00    | 12,939.00  | 0.00     | 0.00 | 12,939.00  | 0.00        | 0.00      | 12,939.00  | 0.00       | 0.00       | 0.00     |
|      |   | II | 23,497.00    | 23,497.00  | 0.00     | 0.00 | 23,497.00  | 0.00        | 0.00      | 23,497.00  | 0.00       | 0.00       | 0.00     |
| 84A3 | Acces din str. Oasului la cart Lomb, Cluj-Napoca (Ext retele apa canal pe str. Oasului)   | I  | 182.00       | 182.00     | 0.00     | 0.00 | 182.00     | 0.00        | 0.00      | 182.00     | 0.00       | 0.00       | 0.00     |
|      |   | II | 1,446.00     | 1,446.00   | 0.00     | 0.00 | 1,446.00   | 0.00        | 0.00      | 1,446.00   | 0.00       | 0.00       | 0.00     |
| 84A4 | Construire Park&Ride  | I  | 17,032.00    | 17,032.00  | 0.00     | 0.00 | 17,032.00  | 17,032.00   | 0.00      | 0.00       | 0.00       | 0.00       | 0.00     |
|      |   | II | 73,377.00    | 73,377.00  | 0.00     | 0.00 | 73,377.00  | 73,377.00   | 0.00      | 0.00       | 0.00       | 0.00       | 0.00     |
| 84A5 | Modernizare strada Giuseppe Verdi din municipiul Cluj Napoca  | I  | 5,027.00     | 5,027.00   | 0.00     | 0.00 | 5,027.00   | 0.00        | 0.00      | 5,027.00   | 0.00       | 0.00       | 0.00     |
|      |   | II | 6,474.00     | 6,474.00   | 0.00     | 0.00 | 6,474.00   | 0.00        | 0.00      | 6,474.00   | 0.00       | 0.00       | 0.00     |
| 84A6 | Pod peste rau Somesul Mic, situat pe str.Portelanului podul Portelanului  | I  | 5.00         | 5.00       | 0.00     | 0.00 | 5.00       | 0.00        | 0.00      | 5.00       | 0.00       | 0.00       | 0.00     |
|      |   | II | 5.00         | 5.00       | 0.00     | 0.00 | 5.00       | 0.00        | 0.00      | 5.00       | 0.00       | 0.00       | 0.00     |
| 84A7 | Modernizare strada Valea Chintaului din municipiul Cluj Napoca  | I  | 33,025.00    | 33,025.00  | 0.00     | 0.00 | 33,025.00  | 0.00        | 0.00      | 33,025.00  | 0.00       | 0.00       | 0.00     |
|      |   | II | 43,011.09    | 43,011.09  | 7,419.09 | 0.00 | 35,592.00  | 0.00        | 0.00      | 35,592.00  | 0.00       | 0.00       | 0.00     |
| 84A8 | Modernizare Calea Motilor-calea Manastur, str. Uzinei Electrice-str. Marghina   | I  | 9,623.00     | 9,623.00   | 0.00     | 0.00 | 9,623.00   | 0.00        | 0.00      | 9,623.00   | 0.00       | 0.00       | 0.00     |
|      |   | II | 14,751.00    | 14,751.00  | 0.00     | 0.00 | 14,751.00  | 0.00        | 0.00      | 14,751.00  | 0.00       | 0.00       | 0.00     |



|       |   |    |            |            |      |      |      |      |      |           |            |            |           |
|-------|---|----|------------|------------|------|------|------|------|------|-----------|------------|------------|-----------|
| 84A9  | Asigurare infrastructurii pentru transportul verde – piste de biciclete str.Calea Turzii si str. Observatorului   | I  | 7,216.00   | 7,216.00   | 0.00 | 0.00 | 0.00 | 0.00 | 0.00 | 3,573.00  | 5,643.00   | 0.00       | 0.00      |
|       |   | II | 10,288.00  | 10,288.00  | 0.00 | 0.00 | 0.00 | 0.00 | 0.00 | 3,573.00  | 6,715.00   | 0.00       | 0.00      |
| 84A10 | Reamenajarea unor strazi si spatii urbane.str. S. Toduta, P-ta 14 Iulie, str. T. Grozavescu, G. Enescu (Grigorescu)   | I  | 2,588.00   | 2,588.00   | 0.00 | 0.00 | 0.00 | 0.00 | 0.00 | 2,588.00  | 0.00       | 0.00       | 0.00      |
|       |   | II | 44,321.00  | 26,321.00  | 0.00 | 0.00 | 0.00 | 0.00 | 0.00 | 26,321.00 | 0.00       | 18,000.00  | 0.00      |
| 84A11 | Cresterea si imbunatatirea spatii pietonale in zona urbana pietonalizare str. M. Kogalniceanu, strazi adiacente si str. Universitatii                           | I  | 3,000.00   | 3,000.00   | 0.00 | 0.00 | 0.00 | 0.00 | 0.00 | 3,000.00  | 0.00       | 0.00       | 0.00      |
|       |   | II | 3,000.00   | 3,000.00   | 0.00 | 0.00 | 0.00 | 0.00 | 0.00 | 3,000.00  | 0.00       | 0.00       | 0.00      |
| 84A12 | Legaturi pietonale intre P-ta Liebknecht- Parc Iris si strazi adiacente   | I  | 3,020.00   | 3,020.00   | 0.00 | 0.00 | 0.00 | 0.00 | 0.00 | 3,020.00  | 0.00       | 0.00       | 0.00      |
|       |   | II | 31,861.00  | 10,000.00  | 0.00 | 0.00 | 0.00 | 0.00 | 0.00 | 10,000.00 | 0.00       | 21,861.00  | 0.00      |
| B     | LUCRĂRI NOI   | I  | 311,799.00 | 311,799.00 | 0.00 | 0.00 | 0.00 | 0.00 | 0.00 | 86,879.00 | 224,920.00 | 0.00       | 0.00      |
|       |   | II | 311,799.00 | 73,469.00  | 0.00 | 0.00 | 0.00 | 0.00 | 0.00 | 9,579.00  | 63,890.00  | 182,359.00 | 55,971.00 |
|       | MUNICIPIUL CLUJ-NAPOCA  | I  | 311,799.00 | 311,799.00 | 0.00 | 0.00 | 0.00 | 0.00 | 0.00 | 86,879.00 | 224,920.00 | 0.00       | 0.00      |
|       |   | II | 311,799.00 | 73,469.00  | 0.00 | 0.00 | 0.00 | 0.00 | 0.00 | 9,579.00  | 63,890.00  | 182,359.00 | 55,971.00 |
| 84B1  | Asigurare infrastructurii pentru transportul verde – piste de biciclete str. SF Ioan  | I  | 76,500.00  | 76,500.00  | 0.00 | 0.00 | 0.00 | 0.00 | 0.00 | 6,279.00  | 70,221.00  | 0.00       | 0.00      |
|       |   | II | 76,500.00  | 23,418.00  | 0.00 | 0.00 | 0.00 | 0.00 | 0.00 | 6,279.00  | 17,139.00  | 53,082.00  | 0.00      |
| 84B2  | Amenajare, modernizare strazi, pietete, poduri, punti, pasaje, pasarele, consolidari, etc.  | I  | 40,059.00  | 40,059.00  | 0.00 | 0.00 | 0.00 | 0.00 | 0.00 | 0.00      | 40,059.00  | 0.00       | 0.00      |
|       |   | II | 40,059.00  | 33,180.00  | 0.00 | 0.00 | 0.00 | 0.00 | 0.00 | 0.00      | 33,180.00  | 6,879.00   | 0.00      |
| 84B3  | Implementare, dezvoltare platforma on-line pentru incarcare titluri de calatorie pe carduri de transport, utilizand plata cu card bancar                        | I  | 1,300.00   | 1,300.00   | 0.00 | 0.00 | 0.00 | 0.00 | 0.00 | 1,300.00  | 0.00       | 0.00       | 0.00      |
|       |   | II | 1,300.00   | 700.00     | 0.00 | 0.00 | 0.00 | 0.00 | 0.00 | 700.00    | 0.00       | 600.00     | 0.00      |
| 84B4  | Modernizare platforma hardware si software de management a sistemului de ticketing din Cluj-Napoca  | I  | 1,800.00   | 1,800.00   | 0.00 | 0.00 | 0.00 | 0.00 | 0.00 | 1,800.00  | 0.00       | 0.00       | 0.00      |
|       |   | II | 1,800.00   | 1,100.00   | 0.00 | 0.00 | 0.00 | 0.00 | 0.00 | 1,100.00  | 0.00       | 700.00     | 0.00      |
| 84B5  | Achizitionare de automate stradale pentru eliberare carduri nominale, incarcare titluri de transport, bilete si abonamente electronice, pe carduri de transport | I  | 2,500.00   | 2,500.00   | 0.00 | 0.00 | 0.00 | 0.00 | 0.00 | 2,500.00  | 0.00       | 0.00       | 0.00      |
|       |   | II | 2,500.00   | 1,500.00   | 0.00 | 0.00 | 0.00 | 0.00 | 0.00 | 1,500.00  | 0.00       | 1,000.00   | 0.00      |
| 84B6  | Dezvoltare si modernizare semaforizare, realizare sincronizare in intersectii si treceri de pietoni   | I  | 8,347.00   | 8,347.00   | 0.00 | 0.00 | 0.00 | 0.00 | 0.00 | 0.00      | 8,347.00   | 0.00       | 0.00      |
|       |   | II | 8,347.00   | 5,197.00   | 0.00 | 0.00 | 0.00 | 0.00 | 0.00 | 5,197.00  | 5,197.00   | 2,450.00   | 700.00    |
| 84B7  | STRAZI SI TROTUARE - Dezvoltare infrastructura educationala si de sanatate, infrastructura sportiva si amenajare padure-parc in cartierul Borhanci, Cluj-Napoca | I  | 45,329.00  | 45,329.00  | 0.00 | 0.00 | 0.00 | 0.00 | 0.00 | 0.00      | 45,329.00  | 0.00       | 0.00      |
|       |   | II | 45,329.00  | 4,981.00   | 0.00 | 0.00 | 0.00 | 0.00 | 0.00 | 0.00      | 4,981.00   | 40,348.00  | 0.00      |
| 84B8  | Statii de incarcare pentru autovehicule electrice Etapa II  | I  | 635.00     | 635.00     | 0.00 | 0.00 | 0.00 | 0.00 | 0.00 | 0.00      | 635.00     | 0.00       | 0.00      |
|       |   | II | 635.00     | 635.00     | 0.00 | 0.00 | 0.00 | 0.00 | 0.00 | 0.00      | 635.00     | 0.00       | 0.00      |
| 84B9  | Asigurare infrastructurii pentru transportul verde – puncte de reincarcare vehicule electrice   | I  | 7,323.00   | 7,323.00   | 0.00 | 0.00 | 0.00 | 0.00 | 0.00 | 0.00      | 7,323.00   | 0.00       | 0.00      |
|       |   | II | 7,323.00   | 23.00      | 0.00 | 0.00 | 0.00 | 0.00 | 0.00 | 23.00     | 23.00      | 7,300.00   | 0.00      |

|       |  |    |            |            |      |      |      |      |      |            |            |           |           |            |           |          |
|-------|--|----|------------|------------|------|------|------|------|------|------------|------------|-----------|-----------|------------|-----------|----------|
| 84B10 | Realizare pasaj rutier la intersecția b-dul Muncii cu str. Oasului   | I  | 128,006.00 | 128,006.00 | 0.00 | 0.00 | 0.00 | 0.00 | 0.00 | 128,006.00 | 0.00       | 75,000.00 | 53,006.00 | 0.00       | 0.00      | 0.00     |
|       |  | II | 128,006.00 | 2,735.00   | 0.00 | 0.00 | 0.00 | 0.00 | 0.00 | 2,735.00   | 70,000.00  | 0.00      | 2,735.00  | 55,271.00  | 0.00      | 0.00     |
| C     | ACHIZIȚII DE BUNURI ȘI ALTE CHELTUIELI   | I  | 373,362.00 | 373,362.00 | 0.00 | 0.00 | 0.00 | 0.00 | 0.00 | 373,362.00 | 289,079.00 | 7,000.00  | 77,283.00 | 0.00       | 0.00      | 0.00     |
|       |  | II | 471,541.00 | 155,676.00 | 0.00 | 0.00 | 0.00 | 0.00 | 0.00 | 155,676.00 | 35,598.00  | 80,000.00 | 40,078.00 | 238,565.00 | 74,100.00 | 3,200.00 |
|       | MUNICIPIUL CLUJ-NAPOCA   | I  | 373,362.00 | 373,362.00 | 0.00 | 0.00 | 0.00 | 0.00 | 0.00 | 373,362.00 | 289,079.00 | 7,000.00  | 77,283.00 | 0.00       | 0.00      | 0.00     |
|       |  | II | 471,541.00 | 155,676.00 | 0.00 | 0.00 | 0.00 | 0.00 | 0.00 | 155,676.00 | 35,598.00  | 80,000.00 | 40,078.00 | 238,565.00 | 74,100.00 | 3,200.00 |
| 84C1  | S.F. P.T.exp. Amenajare, modernizare, consolidare strazi, poduri, punți, pasarele, etc   | I  | 2,411.00   | 2,411.00   | 0.00 | 0.00 | 0.00 | 0.00 | 0.00 | 2,411.00   | 0.00       | 0.00      | 2,411.00  | 0.00       | 0.00      | 0.00     |
|       |  | II | 2,411.00   | 800.00     | 0.00 | 0.00 | 0.00 | 0.00 | 0.00 | 800.00     | 1,611.00   | 0.00      | 800.00    | 0.00       | 0.00      | 0.00     |
| 84C2  | Expertiza, S.F./DALI, divstudii, DTAC, PT- Pod Atelierului peste paraul Nadas  | I  | 330.00     | 330.00     | 0.00 | 0.00 | 0.00 | 0.00 | 0.00 | 330.00     | 0.00       | 0.00      | 0.00      | 0.00       | 0.00      | 0.00     |
|       |  | II | 491.00     | 491.00     | 0.00 | 0.00 | 0.00 | 0.00 | 0.00 | 491.00     | 0.00       | 0.00      | 491.00    | 0.00       | 0.00      | 0.00     |
| 84C3  | Elaborare documentatii tehnico-economice și asistența tehnica aferente obiectivului de investitie Park and Ride  | I  | 1,042.00   | 1,042.00   | 0.00 | 0.00 | 0.00 | 0.00 | 0.00 | 1,042.00   | 0.00       | 0.00      | 1,042.00  | 0.00       | 0.00      | 0.00     |
|       |  | II | 1,042.00   | 1,042.00   | 0.00 | 0.00 | 0.00 | 0.00 | 0.00 | 1,042.00   | 0.00       | 0.00      | 1,042.00  | 0.00       | 0.00      | 0.00     |
| 84C4  | PT, DE, asistenta tehnica proiectant, Modernizare calea Motilor- calea Manastur, Uzinei Electrice-str. Marginaș  | I  | 3.00       | 3.00       | 0.00 | 0.00 | 0.00 | 0.00 | 0.00 | 3.00       | 0.00       | 0.00      | 3.00      | 0.00       | 0.00      | 0.00     |
|       |  | II | 220.00     | 220.00     | 0.00 | 0.00 | 0.00 | 0.00 | 0.00 | 220.00     | 0.00       | 0.00      | 220.00    | 0.00       | 0.00      | 0.00     |
| 84C5  | S.F./DTAC div. Studii urb, geo,topo, cons. DTAC. P.T..DDE Drum de legatura între Centura metropolitana Glau-Cluj-Napoca-Apahida, ET 35 Transregio Feleac(cf MPTG) și muncic. Cluj-Napoca | I  | 50.00      | 50.00      | 0.00 | 0.00 | 0.00 | 0.00 | 0.00 | 50.00      | 0.00       | 0.00      | 50.00     | 0.00       | 0.00      | 0.00     |
|       |  | II | 3,814.00   | 3,814.00   | 0.00 | 0.00 | 0.00 | 0.00 | 0.00 | 3,814.00   | 0.00       | 0.00      | 3,814.00  | 0.00       | 0.00      | 0.00     |
| 84C6  | S.F./PUZ,DTAC, P.T. DDE – Culoar de mobilitate urbana Nord- Pod Oasului-Rasaritului–strazile Rasaritului–Campul Paimi-Pod Ira  | I  | 10.00      | 10.00      | 0.00 | 0.00 | 0.00 | 0.00 | 0.00 | 10.00      | 0.00       | 0.00      | 10.00     | 0.00       | 0.00      | 0.00     |
|       |  | II | 4,001.00   | 3,727.00   | 0.00 | 0.00 | 0.00 | 0.00 | 0.00 | 3,727.00   | 274.00     | 0.00      | 3,727.00  | 0.00       | 0.00      | 0.00     |
| 84C7  | S.F. P.T. Dezvoltare și modernizare semaforizare intersecții realizare sincronizare în intersecții și treceri de pietoni   | I  | 249.00     | 249.00     | 0.00 | 0.00 | 0.00 | 0.00 | 0.00 | 249.00     | 0.00       | 0.00      | 249.00    | 0.00       | 0.00      | 0.00     |
|       |  | II | 249.00     | 193.00     | 0.00 | 0.00 | 0.00 | 0.00 | 0.00 | 193.00     | 56.00      | 0.00      | 193.00    | 0.00       | 0.00      | 0.00     |
| 84C8  | Studiu de circulație   | I  | 3,100.00   | 3,100.00   | 0.00 | 0.00 | 0.00 | 0.00 | 0.00 | 3,100.00   | 0.00       | 0.00      | 3,100.00  | 0.00       | 0.00      | 0.00     |
|       |  | II | 3,100.00   | 800.00     | 0.00 | 0.00 | 0.00 | 0.00 | 0.00 | 800.00     | 2,300.00   | 0.00      | 800.00    | 0.00       | 0.00      | 0.00     |
| 84C9  | S.F./DALI, exp, div.studii, Pod peste paraul Popii de pe str. Campului din municipiul Cluj-Napoca  | I  | 330.00     | 330.00     | 0.00 | 0.00 | 0.00 | 0.00 | 0.00 | 330.00     | 0.00       | 0.00      | 330.00    | 0.00       | 0.00      | 0.00     |
|       |  | II | 330.00     | 330.00     | 0.00 | 0.00 | 0.00 | 0.00 | 0.00 | 330.00     | 0.00       | 0.00      | 330.00    | 0.00       | 0.00      | 0.00     |
| 84C10 | Servicii de publicitate- Asigurarea infrastructurii pentru transportul verde- amenajare pista de biciclete pe Calea Turzii-str. Observatorului din municipiul Cluj-Napoca                | I  | 101.00     | 101.00     | 0.00 | 0.00 | 0.00 | 0.00 | 0.00 | 101.00     | 0.00       | 0.00      | 101.00    | 0.00       | 0.00      | 0.00     |
|       |  | II | 101.00     | 101.00     | 0.00 | 0.00 | 0.00 | 0.00 | 0.00 | 101.00     | 0.00       | 0.00      | 101.00    | 0.00       | 0.00      | 0.00     |
| 84C11 | S.F./DTAC, PT, DDE, canalizare pluviala str. Alexandru Borza   | I  | 330.00     | 330.00     | 0.00 | 0.00 | 0.00 | 0.00 | 0.00 | 330.00     | 0.00       | 0.00      | 330.00    | 0.00       | 0.00      | 0.00     |
|       |  | II | 330.00     | 330.00     | 0.00 | 0.00 | 0.00 | 0.00 | 0.00 | 330.00     | 0.00       | 0.00      | 330.00    | 0.00       | 0.00      | 0.00     |
| 84C12 | S.F. P.T.exp, Modernizare strada Cuceului in municipiul Cluj-Napoca  | I  | 0.00       | 0.00       | 0.00 | 0.00 | 0.00 | 0.00 | 0.00 | 0.00       | 0.00       | 0.00      | 0.00      | 0.00       | 0.00      | 0.00     |
|       |  | II | 22.00      | 22.00      | 0.00 | 0.00 | 0.00 | 0.00 | 0.00 | 22.00      | 0.00       | 0.00      | 22.00     | 0.00       | 0.00      | 0.00     |



|       |  |    |           |           |      |      |      |      |      |           |          |           |           |           |          |
|-------|--|----|-----------|-----------|------|------|------|------|------|-----------|----------|-----------|-----------|-----------|----------|
| 84C13 | Expertiza, SF, DALIDTAC, PT reabilitare pasaj str Locomotivei din municipiul Cluj-Napoca   | I  | 330.00    | 330.00    | 0.00 | 0.00 | 0.00 | 0.00 | 0.00 | 330.00    | 0.00     | 330.00    | 0.00      | 0.00      | 0.00     |
|       |  | II | 330.00    | 330.00    | 0.00 | 0.00 | 0.00 | 0.00 | 0.00 | 330.00    | 0.00     | 330.00    | 0.00      | 0.00      | 0.00     |
| 84C14 | Expertiza, SF/DALI, DTAC, PT, DDE, construire pod pentru raul Someș Mic, Str. Fabricii de zahar din Municipiul Cluj-Napoca   | I  | 910.00    | 910.00    | 0.00 | 0.00 | 0.00 | 0.00 | 0.00 | 910.00    | 0.00     | 910.00    | 0.00      | 0.00      | 0.00     |
|       |  | II | 1,240.00  | 1,240.00  | 0.00 | 0.00 | 0.00 | 0.00 | 0.00 | 1,240.00  | 0.00     | 1,240.00  | 0.00      | 0.00      | 0.00     |
| 84C15 | Expertiza, SF, DTAC, PT, realizare pasaj la intersecția Str. Oasului- B-dul Muncii   | I  | 1,509.00  | 1,509.00  | 0.00 | 0.00 | 0.00 | 0.00 | 0.00 | 1,509.00  | 0.00     | 1,509.00  | 0.00      | 0.00      | 0.00     |
|       |  | II | 1,441.00  | 1,441.00  | 0.00 | 0.00 | 0.00 | 0.00 | 0.00 | 1,441.00  | 0.00     | 1,441.00  | 100.00    | 100.00    | 0.00     |
| 84C16 | SF/DALI, PT, DTAC, div. studii pentru amplasare substatii de redresare in vederea extinderii rețelei de troleibuze   | I  | 0.00      | 0.00      | 0.00 | 0.00 | 0.00 | 0.00 | 0.00 | 0.00      | 0.00     | 0.00      | 0.00      | 0.00      | 0.00     |
|       |  | II | 330.00    | 330.00    | 0.00 | 0.00 | 0.00 | 0.00 | 0.00 | 330.00    | 0.00     | 330.00    | 0.00      | 0.00      | 0.00     |
| 84C17 | S.F. Statii de incarcare pentru autovehicule electrice   | I  | 300.00    | 300.00    | 0.00 | 0.00 | 0.00 | 0.00 | 0.00 | 300.00    | 0.00     | 300.00    | 0.00      | 0.00      | 0.00     |
|       |  | II | 300.00    | 300.00    | 0.00 | 0.00 | 0.00 | 0.00 | 0.00 | 300.00    | 0.00     | 300.00    | 0.00      | 0.00      | 0.00     |
| 84C18 | Expertiza, SF/DALI, div studii Pasaj Calvaria  | I  | 330.00    | 330.00    | 0.00 | 0.00 | 0.00 | 0.00 | 0.00 | 330.00    | 0.00     | 330.00    | 0.00      | 0.00      | 0.00     |
|       |  | II | 330.00    | 330.00    | 0.00 | 0.00 | 0.00 | 0.00 | 0.00 | 330.00    | 0.00     | 330.00    | 0.00      | 0.00      | 0.00     |
| 84C19 | Expertiza, SF/DALI, div studii Pod 1 Decembrie – SUN   | I  | 330.00    | 330.00    | 0.00 | 0.00 | 0.00 | 0.00 | 0.00 | 330.00    | 0.00     | 330.00    | 0.00      | 0.00      | 0.00     |
|       |  | II | 330.00    | 330.00    | 0.00 | 0.00 | 0.00 | 0.00 | 0.00 | 330.00    | 0.00     | 330.00    | 0.00      | 0.00      | 0.00     |
| 84C20 | S.F., Expertiza, PUZ, diverse studii PT- Realizare legatura str Mezzart – Nicolae Dragan – Trifotului  | I  | 517.00    | 517.00    | 0.00 | 0.00 | 0.00 | 0.00 | 0.00 | 517.00    | 0.00     | 517.00    | 0.00      | 0.00      | 0.00     |
|       |  | II | 517.00    | 517.00    | 0.00 | 0.00 | 0.00 | 0.00 | 0.00 | 517.00    | 0.00     | 517.00    | 0.00      | 0.00      | 0.00     |
| 84C21 | S.F./DALI, div. studii, DTAC/DTAD, PT, DDE - Pod peste Raul Someș Mic, pe strada Giuseppe Garibaldi (Pod Garibaldi) In Municipiul Cluj-Napoca  | I  | 155.00    | 155.00    | 0.00 | 0.00 | 0.00 | 0.00 | 0.00 | 155.00    | 0.00     | 155.00    | 0.00      | 0.00      | 0.00     |
|       |  | II | 606.00    | 606.00    | 0.00 | 0.00 | 0.00 | 0.00 | 0.00 | 606.00    | 0.00     | 606.00    | 0.00      | 0.00      | 0.00     |
| 84C22 | Achizitie flota autobuze electrice autonome  | I  | 33,500.00 | 33,500.00 | 0.00 | 0.00 | 0.00 | 0.00 | 0.00 | 33,500.00 | 0.00     | 33,500.00 | 0.00      | 0.00      | 0.00     |
|       |  | II | 33,500.00 | 300.00    | 0.00 | 0.00 | 0.00 | 0.00 | 0.00 | 300.00    | 0.00     | 300.00    | 20,000.00 | 10,000.00 | 3,200.00 |
| 84C23 | Plan de actiune privind clima si energia durabila PACED  | I  | 110.00    | 110.00    | 0.00 | 0.00 | 0.00 | 0.00 | 0.00 | 110.00    | 0.00     | 110.00    | 0.00      | 0.00      | 0.00     |
|       |  | II | 250.00    | 250.00    | 0.00 | 0.00 | 0.00 | 0.00 | 0.00 | 250.00    | 0.00     | 250.00    | 0.00      | 0.00      | 0.00     |
| 84C24 | S.P.F., S.F., impact asupra mediului si evaluarea strategica adecvata pr. Ob de invest -Tren Metropolitan Glau – Floresti- Cluj-Napoca – Baciu -Apahida-luc-Bontida”etapa I a sistemului de transport metropolitan rapid Cluj; Magistraia I de Metrou si Tren Metro- politan, inclusiv legatura dintre acestea si a studiilor conexe viitoarelor obiective de investitii | I  | 10.00     | 10.00     | 0.00 | 0.00 | 0.00 | 0.00 | 0.00 | 10.00     | 0.00     | 10.00     | 0.00      | 0.00      | 0.00     |
|       |  | II | 1,786.00  | 1,786.00  | 0.00 | 0.00 | 0.00 | 0.00 | 0.00 | 1,786.00  | 0.00     | 1,786.00  | 0.00      | 0.00      | 0.00     |
| 84C25 | S.F., P.T. Amenajare si regenerare culoar Canalului Morii in cartierul Marasti si crearea unui culoar de mobilitate sustenabila prin amenajarea in baza conceptului wackable and smart-city a strazilor Paris, O. Ghibu, Nicolae Cristea, Gh. Lazar si alte strazi adiacente   | I  | 50.00     | 50.00     | 0.00 | 0.00 | 0.00 | 0.00 | 0.00 | 50.00     | 0.00     | 50.00     | 0.00      | 0.00      | 0.00     |
|       |  | II | 1,120.00  | 1,120.00  | 0.00 | 0.00 | 0.00 | 0.00 | 0.00 | 1,120.00  | 1,120.00 | 0.00      | 0.00      | 0.00      | 0.00     |

|       |  |    |            |            |      |      |      |      |      |            |      |      |      |      |           |           |            |      |      |
|-------|--|----|------------|------------|------|------|------|------|------|------------|------|------|------|------|-----------|-----------|------------|------|------|
| 84C26 | SF, PT, diverse studii sistem bike sharing electric  | I  | 320.00     | 320.00     | 0.00 | 0.00 | 0.00 | 0.00 | 0.00 | 0.00       | 0.00 | 0.00 | 0.00 | 0.00 | 0.00      | 0.00      | 0.00       | 0.00 | 0.00 |
|       |  | II | 320.00     | 320.00     | 0.00 | 0.00 | 0.00 | 0.00 | 0.00 | 0.00       | 0.00 | 0.00 | 0.00 | 0.00 | 0.00      | 0.00      | 0.00       | 0.00 | 0.00 |
| 84C27 | PT, Reamenajarea unor strazi si spatii urbane: str. S. Toduta, P-ra 14 Iulie, str. T. Grozavescu, G. Enescu (Grigorescu)                                   | I  | 50.00      | 50.00      | 0.00 | 0.00 | 0.00 | 0.00 | 0.00 | 50.00      | 0.00 | 0.00 | 0.00 | 0.00 | 0.00      | 0.00      | 0.00       | 0.00 | 0.00 |
|       |  | II | 1,100.00   | 1,100.00   | 0.00 | 0.00 | 0.00 | 0.00 | 0.00 | 1,100.00   | 0.00 | 0.00 | 0.00 | 0.00 | 0.00      | 0.00      | 0.00       | 0.00 | 0.00 |
| 84C28 | Servicii consultanta cereri finantare  | I  | 300.00     | 300.00     | 0.00 | 0.00 | 0.00 | 0.00 | 0.00 | 300.00     | 0.00 | 0.00 | 0.00 | 0.00 | 0.00      | 0.00      | 0.00       | 0.00 | 0.00 |
|       |  | II | 1,100.00   | 800.00     | 0.00 | 0.00 | 0.00 | 0.00 | 0.00 | 800.00     | 0.00 | 0.00 | 0.00 | 0.00 | 0.00      | 300.00    | 0.00       | 0.00 | 0.00 |
| 84C29 | Concurs de solutii, S.F., P.T., DTAC - Reamenajare zona Piata Marasti, Aleea Bibliotecii, B-dul 21 Decembrie   | I  | 844.00     | 844.00     | 0.00 | 0.00 | 0.00 | 0.00 | 0.00 | 844.00     | 0.00 | 0.00 | 0.00 | 0.00 | 0.00      | 0.00      | 0.00       | 0.00 | 0.00 |
|       |  | II | 844.00     | 844.00     | 0.00 | 0.00 | 0.00 | 0.00 | 0.00 | 844.00     | 0.00 | 0.00 | 0.00 | 0.00 | 0.00      | 0.00      | 0.00       | 0.00 | 0.00 |
| 84C30 | SF, PT, exp., Modernizare str. Ionel Teodoreanu din mun. Cluj-Napoca   | I  | 55.00      | 55.00      | 0.00 | 0.00 | 0.00 | 0.00 | 0.00 | 55.00      | 0.00 | 0.00 | 0.00 | 0.00 | 0.00      | 0.00      | 0.00       | 0.00 | 0.00 |
|       |  | II | 55.00      | 55.00      | 0.00 | 0.00 | 0.00 | 0.00 | 0.00 | 55.00      | 0.00 | 0.00 | 0.00 | 0.00 | 0.00      | 0.00      | 0.00       | 0.00 | 0.00 |
| 84C31 | DALI, PT- Consolidare zone supuse launecarii str. Uliului nr. 57-59  | I  | 330.00     | 330.00     | 0.00 | 0.00 | 0.00 | 0.00 | 0.00 | 330.00     | 0.00 | 0.00 | 0.00 | 0.00 | 0.00      | 0.00      | 0.00       | 0.00 | 0.00 |
|       |  | II | 330.00     | 330.00     | 0.00 | 0.00 | 0.00 | 0.00 | 0.00 | 330.00     | 0.00 | 0.00 | 0.00 | 0.00 | 0.00      | 0.00      | 0.00       | 0.00 | 0.00 |
| 84C32 | Executie lucrari de consolidare zone supuse alunecarii str. Uliului nr. 57-59  | I  | 1,988.00   | 1,988.00   | 0.00 | 0.00 | 0.00 | 0.00 | 0.00 | 1,988.00   | 0.00 | 0.00 | 0.00 | 0.00 | 0.00      | 1,988.00  | 0.00       | 0.00 | 0.00 |
|       |  | II | 1,988.00   | 1,000.00   | 0.00 | 0.00 | 0.00 | 0.00 | 0.00 | 1,000.00   | 0.00 | 0.00 | 0.00 | 0.00 | 0.00      | 1,000.00  | 988.00     | 0.00 | 0.00 |
| 84C33 | DTAC, PT, Realizare bretea intersectie str. Borhanici cu str. C. Brancusi  | I  | 330.00     | 330.00     | 0.00 | 0.00 | 0.00 | 0.00 | 0.00 | 330.00     | 0.00 | 0.00 | 0.00 | 0.00 | 0.00      | 330.00    | 0.00       | 0.00 | 0.00 |
|       |  | II | 330.00     | 330.00     | 0.00 | 0.00 | 0.00 | 0.00 | 0.00 | 330.00     | 0.00 | 0.00 | 0.00 | 0.00 | 0.00      | 330.00    | 0.00       | 0.00 | 0.00 |
| 84C34 | Concurs de solutii S.F., P.T., PAC, div. studii - Modernizare str. Pasteur si zone adiacente   | I  | 300.00     | 300.00     | 0.00 | 0.00 | 0.00 | 0.00 | 0.00 | 300.00     | 0.00 | 0.00 | 0.00 | 0.00 | 0.00      | 300.00    | 0.00       | 0.00 | 0.00 |
|       |  | II | 300.00     | 300.00     | 0.00 | 0.00 | 0.00 | 0.00 | 0.00 | 300.00     | 0.00 | 0.00 | 0.00 | 0.00 | 0.00      | 300.00    | 0.00       | 0.00 | 0.00 |
| 84C35 | S.F., P.T, div sudii-Legaturi pistonale intre P-ra Liebknecht-Parc Iris si strazi adiacente  | I  | 60.00      | 60.00      | 0.00 | 0.00 | 0.00 | 0.00 | 0.00 | 60.00      | 0.00 | 0.00 | 0.00 | 0.00 | 0.00      | 60.00     | 0.00       | 0.00 | 0.00 |
|       |  | II | 709.00     | 709.00     | 0.00 | 0.00 | 0.00 | 0.00 | 0.00 | 709.00     | 0.00 | 0.00 | 0.00 | 0.00 | 709.00    | 0.00      | 0.00       | 0.00 | 0.00 |
| 84C36 | DTAC, PT., alte studii si docum. Stati de incarcare pentru Autobuze cu hidrogen  | I  | 17,500.00  | 17,500.00  | 0.00 | 0.00 | 0.00 | 0.00 | 0.00 | 17,500.00  | 0.00 | 0.00 | 0.00 | 0.00 | 0.00      | 0.00      | 0.00       | 0.00 | 0.00 |
|       |  | II | 17,500.00  | 150.00     | 0.00 | 0.00 | 0.00 | 0.00 | 0.00 | 150.00     | 0.00 | 0.00 | 0.00 | 0.00 | 0.00      | 17,350.00 | 0.00       | 0.00 | 0.00 |
| 84C37 | CS, SF, div. studii achiz autobuze cu hidrogen   | I  | 175.00     | 175.00     | 0.00 | 0.00 | 0.00 | 0.00 | 0.00 | 175.00     | 0.00 | 0.00 | 0.00 | 0.00 | 0.00      | 0.00      | 0.00       | 0.00 | 0.00 |
|       |  | II | 175.00     | 175.00     | 0.00 | 0.00 | 0.00 | 0.00 | 0.00 | 175.00     | 0.00 | 0.00 | 0.00 | 0.00 | 0.00      | 0.00      | 0.00       | 0.00 | 0.00 |
| 84C38 | Achizitie autobuze electrice articulate/nearticulate   | I  | 150,500.00 | 150,500.00 | 0.00 | 0.00 | 0.00 | 0.00 | 0.00 | 150,500.00 | 0.00 | 0.00 | 0.00 | 0.00 | 0.00      | 23,500.00 | 0.00       | 0.00 | 0.00 |
|       |  | II | 233,796.00 | 125,249.00 | 0.00 | 0.00 | 0.00 | 0.00 | 0.00 | 125,249.00 | 0.00 | 0.00 | 0.00 | 0.00 | 80,000.00 | 14,249.00 | 108,547.00 | 0.00 | 0.00 |
| 84C39 | CS, Studii autobuze electrice si statii de incarcare   | I  | 100.00     | 100.00     | 0.00 | 0.00 | 0.00 | 0.00 | 0.00 | 100.00     | 0.00 | 0.00 | 0.00 | 0.00 | 0.00      | 0.00      | 0.00       | 0.00 | 0.00 |
|       |  | II | 100.00     | 100.00     | 0.00 | 0.00 | 0.00 | 0.00 | 0.00 | 100.00     | 0.00 | 0.00 | 0.00 | 0.00 | 0.00      | 0.00      | 0.00       | 0.00 | 0.00 |
| 84C40 | Expertiza, SF/DALI, DTAC-pasarela pietonala peste raul Someș care face legatura intre str. G. Baritiu si str. General Dragalina, in municipiul Cluj-Napoca | I  | 330.00     | 330.00     | 0.00 | 0.00 | 0.00 | 0.00 | 0.00 | 330.00     | 0.00 | 0.00 | 0.00 | 0.00 | 0.00      | 330.00    | 0.00       | 0.00 | 0.00 |
|       |  | II | 330.00     | 330.00     | 0.00 | 0.00 | 0.00 | 0.00 | 0.00 | 330.00     | 0.00 | 0.00 | 0.00 | 0.00 | 0.00      | 330.00    | 0.00       | 0.00 | 0.00 |



|       |   |    |            |            |      |      |      |            |        |          |           |           |
|-------|---|----|------------|------------|------|------|------|------------|--------|----------|-----------|-----------|
| 84C41 | Achiziție autobuze pile de compresie pe hidrogen  | I  | 150,000.00 | 150,000.00 | 0.00 | 0.00 | 0.00 | 150,000.00 | 0.00   | 0.00     | 0.00      | 0.00      |
|       |   | II | 150,000.00 | 100.00     | 0.00 | 0.00 | 0.00 | 100.00     | 0.00   | 0.00     | 85,900.00 | 64,000.00 |
| 84C42 | P.T., D.T.A.C., POE-STRAZI SI TROTUARE - Dezvoltare infrastructura educationala si de sanatate, infrastructura sportiva si amenajare padure-parc in cartierul Borhanaci, Cluj-Napoca-HCL 523/2022 | I  | 1,198.00   | 1,198.00   | 0.00 | 0.00 | 0.00 | 1,198.00   | 0.00   | 1,198.00 | 0.00      | 0.00      |
|       |   | II | 1,198.00   | 459.00     | 0.00 | 0.00 | 0.00 | 459.00     | 0.00   | 459.00   | 739.00    | 0.00      |
| 84C43 | Elabare SF, PUZ, DTAC, PT, DDE, diverse studii in vederea realizarii obiectivului : Supralargire si modernizare strada Fagulii din municipiul Cluj-Napoca   | I  | 950.00     | 950.00     | 0.00 | 0.00 | 0.00 | 950.00     | 0.00   | 950.00   | 0.00      | 0.00      |
|       |   | II | 950.00     | 550.00     | 0.00 | 0.00 | 0.00 | 550.00     | 0.00   | 550.00   | 400.00    | 0.00      |
| 84C44 | PT, DTAC, DDE Statii de incarcare pentru autovehicule electrice Etapa II  | I  | 25.00      | 25.00      | 0.00 | 0.00 | 0.00 | 25.00      | 0.00   | 25.00    | 0.00      | 0.00      |
|       |   | II | 25.00      | 25.00      | 0.00 | 0.00 | 0.00 | 25.00      | 0.00   | 25.00    | 0.00      | 0.00      |
| 84C45 | PT, DTAC, DDE, div. studii, Asigurarea infrastructurii pentru transportul verde – puncte de reincarcare vehicule electrice  | I  | 250.00     | 250.00     | 0.00 | 0.00 | 0.00 | 250.00     | 0.00   | 250.00   | 0.00      | 0.00      |
|       |   | II | 250.00     | 250.00     | 0.00 | 0.00 | 0.00 | 250.00     | 0.00   | 250.00   | 0.00      | 0.00      |
| 84C46 | SF,PT, div.studii alimentare cu energie electrica statii de incarcare autobuze electrice  | I  | 610.00     | 610.00     | 0.00 | 0.00 | 0.00 | 610.00     | 300.00 | 310.00   | 0.00      | 0.00      |
|       |   | II | 610.00     | 610.00     | 0.00 | 0.00 | 0.00 | 610.00     | 300.00 | 310.00   | 0.00      | 0.00      |
| 84C47 | SF/DALI Modernizare retea contact troieibuz pe tronsonul str. Traian Vuia – Bd-ul 21 Decembrie 1989 (Biserica Sf. Petru) in municipiul Cluj-Napoca  | I  | 560.00     | 560.00     | 0.00 | 0.00 | 0.00 | 560.00     | 0.00   | 560.00   | 0.00      | 0.00      |
|       |   | II | 560.00     | 560.00     | 0.00 | 0.00 | 0.00 | 560.00     | 0.00   | 560.00   | 0.00      | 0.00      |
| 84C48 | SF, expertiza , div.studii-Pod str. Fabricii  | I  | 580.00     | 580.00     | 0.00 | 0.00 | 0.00 | 580.00     | 0.00   | 580.00   | 0.00      | 0.00      |
|       |   | II | 580.00     | 580.00     | 0.00 | 0.00 | 0.00 | 580.00     | 0.00   | 580.00   | 0.00      | 0.00      |

DIRECTOR EXECUTIV  
VIRGIL PORUTIU

SEF SERVICIU INVESTITII  
CLAUDIU IELCIU



Anexa 8 la Hotărârea nr. 132/4.03.2024 cuprinde un număr de 28 pagini

CONSILIUL LOCAL AL MUNICIPIULUI CLUJ-NAPOCA

Anexa 8.2 la Hotărârea nr. ....132/.....4.03.....2024

Cap. 61/C/1 DOTĂRI INDEPENDENTE

| lei          |  |                |               |                      |                      |
|--------------|--|----------------|---------------|----------------------|----------------------|
| Nr. crt.     | Denumire dotări                                      | Nr.buc/<br>set | Preț unitar   | Valoare totală<br>CA | Valoare totala<br>CB |
| 1            | Autospeciala 6+1 locuri                              | 1              | 151,500.00    | 151,500.00           | 330,000.00           |
| 2            | Statie emisie receptie                               | 50             | 7,500.00      | 375,000.00           | 375,000.00           |
| 3            | Autoturism electric de interventie                   | 4              | 38,700.00     | 154,800.00           | 154,800.00           |
| 4            | Vehicul-cvadriciclu electric                         | 1              | 23,700.00     | 23,700.00            | 23,700.00            |
| 5            | Automatizare grup electrogen pentru funtionare duala | 1              | 130,000.00    | 130,000.00           | 130,000.00           |
| 6            | Modul format din 2 containere                        | 2              | 110,000.00    | 220,000.00           | 220,000.00           |
| 7            | Modul format dintr-un containere                     | 2              | 50,000.00     | 100,000.00           | 100,000.00           |
| 8            | Centru operativ Secundar                             | 1              | 10,000,000.00 | 10,000,000.00        | 10,000,000.00        |
| 9            | Centru operativ Principal                            | 1              | 3,000,000.00  | 3,000,000.00         | 3,000,000.00         |
| <b>TOTAL</b> |  |                |               | <b>14,155,000.00</b> | <b>14,155,000.00</b> |

DIRECTOR EXECUTIV  
VIRGIL PORUȚIU



ȘEF SERVICIU  
CLAUDIU IELCIU



Anexa 8.2 la Hotărârea nr. ....132/.....4.03.....2024 cuprinde o pagină.






CONSILIUL LOCAL AL  
MUNICIPIULUI CLUJ-NAPOCA

Anexa 8.3 la Hotararea nr. 132 / 6.03 .2024

Cap. 65/C- UNITATI DE INVATAMANT / DOTARI INDEPENDENTE

lei

| Nr. crt.  | Unitate de învățământ preuniversitar de stat        | Denumire dotare   | Nr./ Buc./ Set | Pret unitar (lei cu TVA) | Valoare Totala CA | Valoare Totala CB |
|-----------|---|---|----------------|--------------------------|-------------------|-------------------|
| 1         | 2   | 3   | 4              | 5                        | 6                 | 7                 |
| <b>1</b>  | <b>Liceul Teoretic Lucian Blaga</b>                 |   |                |                          | <b>95,000</b>     | <b>95,000</b>     |
|           |   | tabla interactiva + videoproiector si suport              | 10             | 9,500                    | 95,000            | 95,000            |
| <b>2</b>  | <b>Colegiul Economic Iulian Pop</b>                 |   |                |                          | <b>11,000</b>     | <b>11,000</b>     |
|           |   | sistem desktop + monitor + licenta windows 10 pro         | 1              | 5,000                    | 5,000             | 5,000             |
|           |   | Laptop cu licenta Windows                                 | 1              | 6,000                    | 6,000             | 6,000             |
| <b>3</b>  | <b>Liceul Tehnologic "Alexandru Borza"</b>          |   |                |                          | <b>19,000</b>     | <b>19,000</b>     |
|           |   | tabla interactiva + videoproiector si suport              | 2              | 9,500                    | 19,000            | 19,000            |
| <b>4</b>  | <b>Scoala Gimnaziala Emil Isac</b>                  |   |                |                          | <b>252,500</b>    | <b>252,500</b>    |
|           |   | aparatur aer conditionat 24000 btu                        | 1              | 7,000                    | 7,000             | 7,000             |
|           |   | aparatur aer conditionat 12000 btu                        | 6              | 4,000                    | 24,000            | 24,000            |
|           |   | sistem desktop + monitor + licenta windows 10 pro         | 31             | 5,000                    | 155,000           | 155,000           |
|           |   | tabla interactiva + videoproiector si suport              | 7              | 9,500                    | 66,500            | 66,500            |
| <b>5</b>  | <b>Liceul de Arte vizuale Romul Ladea</b>           |   |                |                          | <b>15,300</b>     | <b>15,300</b>     |
|           |   | calandru  | 1              | 9,300                    | 9,300             | 9,300             |
|           |   | Laptop cu licenta Windows                                 | 1              | 6,000                    | 6,000             | 6,000             |
| <b>6</b>  | <b>Scoala Gimnaziala Liviu Rebreanu</b>             |   |                |                          | <b>78,200</b>     | <b>78,200</b>     |
|           |   | aparatur aer conditionat 24000 btu                        | 2              | 7,000                    | 14,000            | 14,000            |
|           |   | tabla interactiva + videoproiector si suport              | 4              | 9,500                    | 38,000            | 38,000            |
|           |   | sistem de apelare vocala                                  | 1              | 26,200                   | 26,200            | 26,200            |
| <b>7</b>  | <b>Scoala Gimnaziala de muzica Augustin Bena</b>    |   |                |                          | <b>6,000</b>      | <b>6,000</b>      |
|           |   | Laptop cu licenta Windows                                 | 1              | 6,000                    | 6,000             | 6,000             |
| <b>8</b>  | <b>Scoala Gimnaziala Nicolae Titulescu</b>          |   |                |                          | <b>126,000</b>    | <b>126,000</b>    |
|           |   | tabla interactiva + videoproiector si suport              | 12             | 9,500                    | 114,000           | 114,000           |
|           |   | Laptop cu licenta Windows                                 | 2              | 6,000                    | 12,000            | 12,000            |
| <b>9</b>  | <b>Liceul Teoretic Mihai Eminescu</b>               |   |                |                          | <b>78,300</b>     | <b>78,300</b>     |
|           |   | sistem climatizare  | 4              | 5,700                    | 22,800            | 22,800            |
|           |   | sistem boxe   | 2              | 3,950                    | 7,900             | 7,900             |
|           |   | sistem de detectie, semnalizare si avertizare la incendiu | 1              | 47,600                   | 47,600            | 47,600            |
| <b>10</b> | <b>Colegiul National Pedagogic Gheorghe Lazar</b>   |   |                |                          | <b>164,250</b>    | <b>164,250</b>    |
|           |   | tabla interactiva + videoproiector si suport              | 5              | 9,500                    | 47,500            | 47,500            |
|           |   | sistem desktop + monitor + licenta windows 10 pro         | 3              | 5,000                    | 15,000            | 15,000            |
|           |   | linie autoservire copii                                   | 1              | 101,750                  | 101,750           | 101,750           |
| <b>11</b> | <b>Colegiul Tehnic de Transporturi Transilvania</b> |   |                |                          | <b>200,000</b>    | <b>200,000</b>    |
|           |   | autoturism  | 2              | 100,000                  | 200,000           | 200,000           |



| Nr. crt. | Unitate de învățământ preuniversitar de stat | Denumire dotare  | Nr./ Buc./ Set | Pret unitar (lei cu TVA) | Valoare Totala CA | Valoare Totala CB |
|----------|--|--|----------------|--------------------------|-------------------|-------------------|
| 1        | 2  | 3  | 4              | 5                        | 6                 | 7                 |
| 12       | Scoala Gimnaziala „Alexandru Vaida-Voevod”   |  |                |                          | 16,000            | 16,000            |
|          |  | tabla interactiva + videoproiector si suport           | 1              | 9,500                    | 9,500             | 9,500             |
|          |  | centrala telefonica interior                           | 1              | 6,500                    | 6,500             | 6,500             |
| 13       | Colegiul de Servicii in Turism NAPOCA        |  |                |                          | 7,000             | 7,000             |
|          |  | malaxor cu roti si timer 17 kg                         | 1              | 7,000                    | 7,000             | 7,000             |
| 14       | Colegiul Tehnic Energetic                    |  |                |                          | 253,600           | 253,600           |
|          |  | sistem audio radioficare                               | 1              | 41,000                   | 41,000            | 41,000            |
|          |  | sistem IDSAI detectare si semnalizare a incendiu       | 1              | 106,000                  | 106,000           | 106,000           |
|          |  | banc metalic de lucru pentru atelier electric          | 20             | 3,750                    | 75,000            | 75,000            |
|          |  | aparatur aer conditionat 12000 btu                     | 3              | 4,000                    | 12,000            | 12,000            |
|          |  | aparatur aer conditionat 12000 btu tip caseta de tavan | 1              | 11,000                   | 11,000            | 11,000            |
|          |  | tabla interactiva 95'                                  | 1              | 4,000                    | 4,000             | 4,000             |
|          |  | suflanta profesionala BR700                            | 1              | 4,600                    | 4,600             | 4,600             |
| 15       | Liceul Waldorf                               |  |                |                          | 201,850           | 201,850           |
|          |  | Licenta antivirus Bidefender Gravity                   | 26             | 125                      | 3,250             | 3,250             |
|          |  | Laptop cu licenta Windows                              | 2              | 6,000                    | 12,000            | 12,000            |
|          |  | tableta grafica  | 2              | 3,700                    | 7,400             | 7,400             |
|          |  | sistem de supraveghere video                           | 1              | 59,000                   | 59,000            | 59,000            |
|          |  | boxe sonorizare  | 4              | 3,200                    | 12,800            | 12,800            |
|          |  | foisor activitati scolare                              | 1              | 66,000                   | 66,000            | 66,000            |
|          |  | magazie depozitare unelte                              | 1              | 12,000                   | 12,000            | 12,000            |
|          |  | aparatur aer conditionat 18000btu                      | 2              | 4,700                    | 9,400             | 9,400             |
|          |  | masina profesionala de spalata haine                   | 1              | 10,000                   | 10,000            | 10,000            |
|          |  | masina de spalata vase                                 | 1              | 10,000                   | 10,000            | 10,000            |
| 16       | Colegiul Tehnic Ana Aslan                    |  |                |                          | 18,000            | 18,000            |
|          |  | tabla de scor pentru competitii sportive               | 1              | 18,000                   | 18,000            | 18,000            |
| 17       | Scoala Gimnaziala Traian Darjan              |  |                |                          | 147,400           | 147,400           |
|          |  | sistem control acces                                   | 1              | 11,100                   | 11,100            | 11,100            |
|          |  | sistem porti batante ( 2 buc)                          | 1              | 42,000                   | 42,000            | 42,000            |
|          |  | sistem wireless sali clase si hol                      | 1              | 16,700                   | 16,700            | 16,700            |
|          |  | sistem audio centralizat ptr hol si clase              | 1              | 34,500                   | 34,500            | 34,500            |
|          |  | sistem tvci-video cu 44 camere                         | 1              | 43,100                   | 43,100            | 43,100            |
| 18       | Liceul Teologic Adventist Maranatha          |  |                |                          | 69,400            | 69,400            |
|          |  | sistem control acces                                   | 1              | 50,400                   | 50,400            | 50,400            |
|          |  | tabla interactiva + videoproiector si suport           | 2              | 9,500                    | 19,000            | 19,000            |
| 19       | Liceul Unitarian Janos Zsigmond              |  |                |                          | 116,000           | 116,000           |
|          |  | videoproiector profesional full hd                     | 1              | 10,000                   | 10,000            | 10,000            |
|          |  | masina de spalata pardoseli                            | 1              | 16,000                   | 16,000            | 16,000            |
|          |  | sistem linguafonic pentru laborator                    | 1              | 90,000                   | 90,000            | 90,000            |
| 20       | Scoala Gimnaziala Nicolae Iorga              |  |                |                          | 21,000            | 21,000            |
|          |  | sistem desktop + monitor + licenta windows 10 pro      | 1              | 5,000                    | 5,000             | 5,000             |
|          |  | masina de frecat si aspirat pardoseala                 | 1              | 16,000                   | 16,000            | 16,000            |
| 21       | Liceul Teoretic Eugen Pora                   |  |                |                          | 539,805           | 539,805           |
|          |  | tabla interactiva + videoproiector si suport           | 20             | 9,500                    | 190,000           | 190,000           |
|          |  | sistem camere de supraveghere video                    | 1              | 10,500                   | 10,500            | 10,500            |
|          |  | teren multisport cu tartan                             | 1              | 339,305                  | 339,305           | 339,305           |
| 22       | Liceul Greco Catolic Inochentie Micu         |  |                |                          | 120,000           | 120,000           |
|          |  | notebook slim cu licenta windows                       | 20             | 6,000                    | 120,000           | 120,000           |



| Nr. crt.     | Unitate de învățământ preuniversitar de stat | Denumire dotare                                 | Nr./ Buc./ Set | Pret unitar (lei cu TVA) | Valoare Totala CA | Valoare Totala CB |
|--------------|--|---|----------------|--------------------------|-------------------|-------------------|
| 1            | 2  | 3   | 4              | 5                        | 6                 | 7                 |
| 23           | Liceul Teologic Baptist Emanuel              |   |                |                          | 61,000            | 61,000            |
|              |  | qled smart tv diagonala 189 cm 4 k ultra hd     | 3              | 10,000                   | 30,000            | 30,000            |
|              |  | tabla interactiva + videoprojector si suport    | 2              | 9,500                    | 19,000            | 19,000            |
|              |  | Laptop cu licenta Windows                       | 2              | 6,000                    | 12,000            | 12,000            |
| 24           | Liceul Teoretic Apaczai Csere Janos          |   |                |                          | 106,130           | 106,130           |
|              |  | sistem de aer conditionat                       | 1              | 56,747                   | 56,747            | 56,747            |
|              |  | sistem camere de supraveghere video             | 1              | 33,603                   | 33,603            | 33,603            |
|              |  | sistem mobil de baschet utilizat si in exterior | 2              | 7,890                    | 15,780            | 15,780            |
| 25           | Colegiul National George Baritiu             |   |                |                          | 8,000             | 8,000             |
|              |  | masina se aspirat si spalat pardoseli           | 1              | 8,000                    | 8,000             | 8,000             |
| 26           | Gradinita cu PP Bubuza                       |   |                |                          | 29,000            | 29,000            |
|              |  | masina profesionala de curatat cartofi          | 1              | 6,000                    | 6,000             | 6,000             |
|              |  | cuptor electric profesional                     | 1              | 10,000                   | 10,000            | 10,000            |
|              |  | masina profesionala de spalat vase              | 1              | 13,000                   | 13,000            | 13,000            |
| 27           | Grădinița cu PP Zana Zorilor                 |   |                |                          | 22,800            | 22,800            |
|              |  | masina profesionala de curatat cartofi          | 1              | 11,600                   | 11,600            | 11,600            |
|              |  | cuptor gastronomic cu convecție 4 tavi          | 1              | 7,200                    | 7,200             | 7,200             |
|              |  | tabla interactiva 95'                           | 1              | 4,000                    | 4,000             | 4,000             |
| 28           | Grădinița cu PP Poienita                     |   |                |                          | 47,200            | 47,200            |
|              |  | hota profesionala din inox                      | 1              | 12,000                   | 12,000            | 12,000            |
|              |  | masina profesionala de curatat cartofi          | 2              | 11,600                   | 23,200            | 23,200            |
|              |  | sistem videointerfon si automatizare poarta     | 1              | 12,000                   | 12,000            | 12,000            |
| 29           | Gradinita cu PP Floare de Iris               |   |                |                          | 25,425            | 25,425            |
|              |  | videoprojector cu ecran                         | 1              | 8,600                    | 8,600             | 8,600             |
|              |  | videointerfon                                   | 1              | 6,400                    | 6,400             | 6,400             |
|              |  | kit automat deschidere porti batante            | 1              | 7,800                    | 7,800             | 7,800             |
|              |  | licenta antivirus                               | 21             | 125                      | 2,625             | 2,625             |
| 30           | Gradinita cu PP Academia Piticilor           |   |                |                          | 13,000            | 13,000            |
|              |  | masina de spalat vase profesionala              | 1              | 13,000                   | 13,000            | 13,000            |
| 31           | Gradinita cu PP Casuta Povestilor            |   |                |                          | 5,625             | 5,625             |
|              |  | licenta antivirus                               | 45             | 125                      | 5,625             | 5,625             |
| 32           | Gradinita cu PP Alba ca Zapada               |   |                |                          | 35,200            | 35,200            |
|              |  | masina de spalat vase mari                      | 1              | 23,800                   | 23,800            | 23,800            |
|              |  | masina profesionala de spalat vase              | 1              | 11,400                   | 11,400            | 11,400            |
| 33           | Colegiul de Muzica Sigismund Toduta          |   |                |                          | 442,500           | 442,500           |
|              |  | Pian  | 3              | 147,500                  | 442,500           | 442,500           |
| 34           | Gradinita cu PP Parfum de Tei                |   |                |                          | 14,472            | 14,472            |
|              |  | Centrala Termica de 32 KW                       | 2              | 7,236                    | 14,472            | 14,472            |
| <b>TOTAL</b> |  |   |                |                          | <b>3,365,957</b>  | <b>3,365,957</b>  |

Directia Tehnica  
Virgil Porutiu

Serviciu Investitii

Claudiu Ielciu

Anexa 8.3 la Hotărârea nr. 132/4.03.2024 cuprinde un număr de 3 pagini.



CONSILIUL LOCAL AL MUNICIPIULUI CLUJ-NAPOCA

Anexa 8.4 la Hotărârea nr.....132../2024

Cap. 66/SPITALUL CLINIC MUNICIPAL / C-DOTĂRI INDEPENDENTE

VENITURI PROPRII ȘI SUBVENȚII


lei

| Nr. crt.     | Denumire dotări   | Nr./ buc./set | Preț unitar  | Valoare totală CA   | Valoare totala CB   |
|--------------|---|---------------|--------------|---------------------|---------------------|
| 1            | Computer tomograf   | 1             | 3,228,880.00 | 3,228,880.00        | 3,228,880.00        |
| 2            | Ecograf multifunctional cu sonda cardio   | 1             | 211,820.00   | 211,820.00          | 211,820.00          |
| 3            | Ecograf multifunctional cu sonda endocavitara si convexa                              | 1             | 279,650.00   | 279,650.00          | 279,650.00          |
| 4            | Ecograf multifunctional cu sonda convexa si liniara                                   | 1             | 279,650.00   | 279,650.00          | 279,650.00          |
| 5            | Aparat de anestezie compatibil RMN  | 1             | 595,000.00   | 595,000.00          | 595,000.00          |
| 6            | Aparat de anestezie mobil   | 1             | 202,300.00   | 202,300.00          | 202,300.00          |
| 7            | Turn laparoscopie-ginecologie 2d-3d-4k  | 1             | 1,029,350.00 | 1,029,350.00        | 1,029,350.00        |
| 8            | Masa de operatie bariatrica   | 1             | 398,650.00   | 398,650.00          | 398,650.00          |
| 9            | Aparat ventilatie mecanica de transport   | 1             | 95,200.00    | 95,200.00           | 95,200.00           |
| 10           | Monitor mobil pentru transport pacienti   | 1             | 74,970.00    | 74,970.00           | 74,970.00           |
| 11           | Platforma electrochirurgicala cu functii monopolare, bipolare si sigilare vasculara   | 1             | 202,300.00   | 202,300.00          | 202,300.00          |
| 12           | Ecograf intraoperator   | 1             | 618,800.00   | 618,800.00          | 618,800.00          |
| 13           | Dispozitiv dual pentru detectarea ganglionului santinela                              | 1             | 399,840.00   | 399,840.00          | 399,840.00          |
| 14           | Aparat racire/incalzire pacient cu apa  | 1             | 105,910.00   | 105,910.00          | 105,910.00          |
| 15           | Ecograf portabil  | 1             | 440,300.00   | 440,300.00          | 440,300.00          |
| 16           | Sistem pneumatic pentru transport bidirectional de recipiente, medicatie si documente | 1             | 1,755,250.00 | 1,755,250.00        | 1,755,250.00        |
| <b>TOTAL</b> |   |               |              | <b>9,917,870.00</b> | <b>9,917,870.00</b> |

DIRECTOR EXECUTIV  
VIRGIL PORUȚIU



ȘEF SERVICIU  
CLAUDIU IELCIU



Cap. 67/SERVICIUL PUBLIC PENTRU ADMINISTRARE OBIECTIVE CULTURALE ȘI SPORTIVE  
C/ DOTĂRI INDEPENDENTE

lei

| Nr. crt.     | Denumire dotări                                | Nr.buc/<br>set | Preț unitar | Valoare totală CA | Valoare totală CB |
|--------------|--|----------------|-------------|-------------------|-------------------|
| 1            | Licență Microsoft 365                          | 3              | 450.00      | 1,350.00          | 1,350.00          |
| 2            | Unitate mobilă de editare foto-video ( laptop) | 2              | 7,000.00    | 14,000.00         | 14,000.00         |
| 3            | Dezumidificator                                | 1              | 5,000.00    | 5,000.00          | 5,000.00          |
| 4            | Panouri expoziționale modulare                 | 3              | 5,000.00    | 15,000.00         | 15,000.00         |
| 5            | Sistem de boxe profesional                     | 1              | 25,000.00   | 25,000.00         | 25,000.00         |
| 6            | Licență pentru difuzare publică de filme       | 2              | 6,000.00    | 12,000.00         | 12,000.00         |
| 7            | Unitate mobilă de calcul ( laptop)             | 2              | 7,000.00    | 14,000.00         | 14,000.00         |
| 8            | Masă de conferință                             | 1              | 5,000.00    | 5,000.00          | 5,000.00          |
| 9            | Totem digital                                  | 2              | 8,000.00    | 16,000.00         | 16,000.00         |
| 10           | Ecran digital                                  | 2              | 5,000.00    | 10,000.00         | 10,000.00         |
| 11           | Pupitru digital de conferințe                  | 1              | 10,000.00   | 10,000.00         | 10,000.00         |
| 12           | Tur virtual                                    | 1              | 5,000.00    | 5,000.00          | 5,000.00          |
| 13           | Sistem de pontare electronică                  | 1              | 24,500.00   | 24,500.00         | 24,500.00         |
| <b>TOTAL</b> |  |                |             | <b>156,850.00</b> | <b>156,850.00</b> |

DIRECTOR EXECUTIV  
VIRGIL PORUTIU



SEF SERVICIU  
CLAUDIU IELCIU




CONSILIUL LOCAL AL MUNICIPIULUI CLUJ-NAPOCA  
DIRECȚIA ECONOMICĂ

NUMARUL DE PERSONAL PERMANENT SI TEMPORAR SI FONDUL SALARIILOR DE BAZA PE ANUL 2024

lei


| Nr.crt | Institutiia publica   | Capitol                                     | Nr. total de posturi aprobate/2024 | din care :                  |                            | Total cheltuieli de personal/2024 | Fond salarii de baza |
|--------|---|---|------------------------------------|-----------------------------|----------------------------|-----------------------------------|----------------------|
|        |   |   |                                    | număr de personal permanent | număr de personal temporar |                                   |                      |
| 1      | MUNICIPIUL CLUJ-NAPOCA  | 51 A- Autorități publice și acțiuni externe | 726                                | 726                         | 0                          | 108.380.000                       | 94.300.000           |
| 2      | MUNICIPIUL CLUJ-NAPOCA  | 54 A- Alte servicii publice generale        | 321                                | 321                         | 0                          | 8.400.000                         | 7.252.000            |
| 3      | MUNICIPIUL CLUJ-NAPOCA  | 61 A- Ordine publică și siguranță națională | 52                                 | 52                          | 0                          | 43.000.000                        | 33.065.000           |
| 4      | CRESA PENTRU EDUCATIE TIMPURIE  | 65 A - Învățământ                           | 504                                | 499                         | 5                          | 12.007.853                        | 6.038.000            |
| 5      | DIRECȚIA DE ASISTENȚĂ SOC. ȘI MEDICALĂ - cabinete medicale  | 66 A - Sănătate                             | 196.5                              | 193.5                       | 3                          | 33.875.000                        | 27.235.000           |
| 6      | DIRECȚIA DE ASISTENȚĂ SOC. ȘI MEDICALĂ CAP.68 .05.02 - asistenți personali ai persoanelor cu handicap | 68 A- Asigurări și asistență socială        | 650                                | 648                         | 2                          | 34.373.000                        | 26.250.000           |
| 7      | DIRECȚIA DE ASISTENȚĂ SOC. ȘI MEDICALĂ - aparat propriu   | 68 A- Asigurări și asistență socială        | 200                                | 190                         | 10                         | 24.779.000                        | 19.715.000           |
| 8      | INVATAMANT, din care :  | 65 E - Învățământ                           | 14.72                              | 3.41                        | 11.31                      | 509.000                           | 84.000               |
| 9      | Colegiul Th.Transporturi Transilvania   | 65 E - Învățământ                           | 1                                  | 1                           | 0                          | 50.000                            | 48.000               |
| 10     | Liceul Tehnologic Alexandru Borza   | 65 E - Învățământ                           | 5                                  | 0                           | 5                          | 16.000                            | 2.000                |
| 11     | Colegiul Nat.Pedagogic Gh.Lazar   | 65 E - Învățământ                           | 2                                  | 0                           | 2                          | 3.000                             | 0                    |





|    |   |   |      |      |      |                    |                    |
|----|---|---|------|------|------|--------------------|--------------------|
| 12 | Liceul Tehnologic Aurel Vlaicu                        | 65 E - Învățământ                             | 2.11 | 1.91 | 0.2  | 104.000            | 0                  |
| 13 | Colegiul Ortodox Mitropolitul Nicolae Colan           | 65 E - Învățământ                             | 0.5  | 0.5  | 0    | 36.000             | 34.000             |
| 14 | Liceul Teoretic Victor Babes                          | 65 E - Învățământ                             | 4.11 |      | 4.11 | 300.000            | 0                  |
| 15 | SPITALUL CLINIC MUNICIPAL CLUJ - NAPOCA               | 66 F - Sănătate                               | 1205 | 748  | 457  | 126.230.000        | 87.590.000         |
| 16 | SERVICIUL PENTRU ADMINISTRAREA OBIECTIVELOR CULTURALE | 67 G Cultură, recreere și religie             | 31   | 31   | 0    | 4.959.219          | 4.000.000          |
| 17 | CANTINA DE AJUTOR SOCIAL SI PENSIUNE CLUJ-NAPOCA      | 68 G -Asigurări și asistență socială          | 115  | 115  | 0    | 9.612.957          | 7.532.957          |
| 18 | SERVICIUL PUBLIC PENTRU ADMINISTRAREA PARCĂRIILOR     | 70 G Locuințe, servicii și dezvoltare publică | 36   | 36   | 0    | 4.769.587          | 4.011.000          |
|    | <b>TOTAL</b>  |   |      |      |      | <b>410.895.616</b> | <b>317.072.957</b> |

DIRECTOR EXECUTIV  
OLIMPIA MOIGRĂDAN



ȘEF SERVICIU  
ȘTEFANIA MĂDĂRAȘ



Anexa 11 la Hotărârea nr/32/2024  
cuprinde un număr de 2 pagini.

